

PtHA.



**2024-2025 OFFICIAL
RULEBOOK**



This rule book supersedes
all previous rule books.

Pinto Horse Association of America, Inc.
7330 NW 23rd Street
Bethany, OK 73008-5134
(405) 491-0111
fax (405) 787-0773
www.pinto.org

Office hours:
Monday - Friday - 8:00 am - 4:30 pm (CST)

E-Mail Your Questions
amateur@pinto.org
congress@pinto.org
magazine@pinto.org
membership@pinto.org
registration@pinto.org
points@pinto.org
shows@pinto.org
worldshow@pinto.org
youth@pinto.org

Follow us on social media for
up-to-date announcements!

FACEBOOK
[@pintohorseassociation](https://www.facebook.com/pintohorseassociation)

INSTAGRAM
[@pintohorse](https://www.instagram.com/pintohorse)

Table of Contents

CONSTITUTION	10
BYLAWS	12
A. MEMBERSHIP	21
A1. Applying For Membership	21
A2. Types of Membership.....	21
A3. Authorization	22
A4. Transfer of Membership & Membership Name Change.....	22
A5. Membership Fees	22
A6. Member in Good Standing	22
A7. Membership for Judges.....	22
A8. Membership for Directors.....	22
A9. Membership for Executive Committee	23
A10. Membership for Field Representatives	23
A11. Membership for Standing Committee Members.....	23
A12. Membership Mailing Service.....	23
A13. Provided Membership Mailing List	23
B. GENERAL OPERATION RULES	23
B1. PtHA Authority Concerning Registration and Rules	23
B2. Television And Media Rule	23
B3. Responsibility of PtHA.....	24
B4. Liability	25
B5. Release of Liability	25
B6. PtHA Funds.....	25
B7. Cancellation of Work	26
B8. Violations.....	26
B9. Fraudulent Practices	27
B10. Disciplinary Procedures	27
B11. Reciprocity	31
B12. Code of Conduct	31
B13. Incorporation of Forms	34
B14. Legal Actions.....	35
B15. Pinto Charter Clubs.....	35
B16. Rule Change Procedure.....	37
B17. Field Representatives/Conditional Registration Program	38
C. REGISTRATION	38
C1. General Registration Responsibility	38
C2. Membership Requirements	38
C3. Color Division Requirements.....	39
C4. Solid Division Requirements	41
C5. Long Ear Division Requirements.....	41
C6. Color Patterns	41
C7. Coat Colors	42
C8. Breeding Restrictions	42
C9. Height and Classification Requirements	43
C10. Type Designation	45
C11. Outcross Registration Breeds	46
C12. Initial Registration Procedures	47
C13. PtHA Registration Certificates.....	49
C14. Leases and Transfers.....	51
C15. Changing the Name of a Registered Pinto.....	52
C16. Rush Fees.....	52
C17. Breeder - Definition	52
C18. Breeder's Certificate - Definition	52
C19. Stallion/Jack Breeding Reports	52
C20. Owner Agent Authorization.....	53
C21. Deceased Pintos	53
C22. Castration of Stallions/Jacks	53
C23. Blood Typing	53
C24. Artificial Reproduction Processes	53

D. SHOWS: APPROVAL PROCEDURE AND REQUIREMENTS	53
D1. Application Process.....	53
D2. Approved Show Classes.....	56
D3. Exhibitor Entry and Fee Uniformity.....	56
D4. Balancing Classes Offered.....	57
D5. Specific Classes Offered.....	57
D6. Limitations.....	57
D7. Premium List.....	57
D8. Entry Forms.....	57
D9. Classification Of Shows.....	58
E. SHOWS.....	58
E1. Single Judge and Multi-Judge Shows.....	58
E2. Jubilee Show.....	59
E3. Regional Show – Contact PtHA Office.....	60
E4. Congress Show – Contact PtHA Office.....	60
E5. National Show – Contact PtHA Office.....	60
E6. World Show.....	60
E7. Pinto Special Events & Speciality Shows.....	61
E8. Futurity Shows.....	61
F. SHOW MANAGEMENT.....	61
F1. General Responsibilities.....	61
F2. Show Representative.....	62
F3. Ring Steward.....	63
F4. Judges.....	63
F5. Ribbons.....	67
F6. Show Results.....	67
G. SHOW OPERATION.....	68
G1. General Show Procedures.....	68
G2. Entries.....	69
G3. Reasonable Accommodation for Challenged Exhibitors.....	71
G4. PtHA Office Charge.....	72
G5. General and Exhibitor Conduct.....	72
G6. Stallions/Jacks.....	72
G7. Combination Of Types And Seats.....	72
G8. Exhibitor, Groom, Attendant, Header, Tailer Appearance.....	73
G9. Shoeing Regulations.....	74
G10. Breakage Of Equipment.....	75
G11. Gate Holds.....	75
G12. Falls.....	75
G13. Inhumane Treatment.....	75
G14. Protests And Controversies – (Show-Related).....	76
G15. Schooling.....	76
G16. Drugs And Medications.....	76
G17. Surgical Alteration.....	81
G18. Disqualifications.....	81
G19. Prohibited Assistance.....	82
G20. Point System.....	82
H. REGISTER OF MERIT (ROM) AWARDS PROGRAM.....	83
H1. General Regulations and Requirements.....	83
H2. Amateur and Youth Register Of Merit (ROM) and Champion.....	84
H3. Register Of Merit.....	85
H4. Register Of Excellence.....	85
H5. Certificate Of Ability.....	86
H6. Certificate Of Halter Ability.....	86
H7. Certificate Of Achievement.....	86
H8. Certificate Of Halter Achievement.....	86
H9. Certificate Of Superior Ability.....	86
H10. Superior Halter.....	86
H11. Certificate Of Superior Achievement.....	87
H12. Versatility Award.....	87
H13. PtHA Champion.....	88
H14. PtHA Legion Of Merit.....	89
H15. Pinto Supreme Champion.....	91

H16.	Superior Performance Pinto	92
H17.	AM/YA Top Ten, POY, AOY, YOY	92
H18.	Zone Awards, Youth and Amateur	93
H19.	Challenge 20 Award, Youth and Amateur	94
H20.	Presentation of Awards	95
I.	EXHIBITION OF PINTOS	95
I1.	Horse	95
I2.	Pony	96
I3.	Miniature	96
I4.	Utility Horse	97
I5.	Long Ear	97
I6.	Conformation Characteristics	97
J.	HALTER AND COLOR	99
J1.	General Halter Judging	99
J2.	Stock Type Halter	100
J3.	Hunter Type Halter	101
J4.	Pleasure Type Halter	101
J5.	Saddle Type Halter	101
J6.	Pony Halter Classes	101
J7.	Miniature Halter Classes	102
J8.	Horse Halter Classes	102
J9.	Utility Halter Classes	103
J10.	Performance Halter Classes	103
J11.	Point-Earning Halter Classes	104
J12.	Color Classes	104
J13.	Non Point-Earning Halter Classes	105
K.	WESTERN PERFORMANCE CLASSES	105
K1.	General Western Classes	105
K2.	Western Attire	106
K3.	Western Appointments	107
K4.	Western Gaits	108
K5.	Snaffle Bit Class	109
K6.	Western Pleasure	111
K7.	Two-Year Old Western Pleasure	111
K8.	Reining	111
K9.	Western Riding	130
K10.	Western Disciplined Rail	139
K11.	Western Ideal Pinto	139
L.	TRAIL AND TRAIL IN-HAND	140
L1.	Obstacles	140
L2.	Judging, Trail & Trail In-Hand	142
L3.	Pony or Miniature Trail In-Hand	142
L4.	Scoring, Trail & Trail In-Hand	144
L5.	Yearling Horse/Yearling Utility Horse Trail In-Hand	145
L6.	Two-Year-Old In-Hand Trail	149
M.	CATTLE WORKING CLASSES	149
M1.	General Regulations	149
M2.	Working Cow Horse	150
M3.	Cutting	150
M4.	Judged Tie Down Roping	150
M5.	Judged Team Roping, Heading	152
M6.	Judged Team Roping, Heeling	153
M7.	Judged Steer Stopping	155
M8.	Team Penning	155
M9.	Breakaway Roping	155
N.	ENGLISH PERFORMANCE CLASSES	156
N1.	Hunter Seat Classes	156
N2.	Hunter Seat English Pleasure	158
N3.	Hunter Under Saddle	158
N4.	English Trail (See Rule L)	159
N5.	Saddle Seat Classes	159

N6.	Saddle Seat English Pleasure.....	160
N7.	Park Horse	160
N8.	Three-Gaited	161
N9.	Five-Gaited.....	162
N10.	Two Year Old English Performance	162
N11.	English Disciplined Rail.....	162
N12.	English Ideal Pinto	163
O.	GYMKHANA.....	164
O1.	General Regulations	164
O2.	Appointments	165
O3.	Cloverleaf Barrel Competition	166
O4.	Flag Race Competition.....	166
O5.	Pole Bending Competition.....	167
O6.	Keyhole Competition	167
O7.	Stake Race Competition	168
O8.	Miniature Vehicle Competition.....	168
P.	DRIVING	169
P1.	General Regulations And Appointments	169
P2.	Pleasure Driving	169
P3.	Classic Pleasure Driving	170
P4.	Country Pleasure Driving	171
P5.	Carriage Pleasure Driving	172
P6.	Fine Harness (4-Wheel Vehicles Only)	173
P7.	Ideal Pinto Driving	173
P8.	Roadster	174
P9.	Roadster To Bike.....	175
P10.	Obstacle Driving.....	175
P11.	Disciplined Rail Driving	178
Q.	HUNTERS, JUMPERS AND JUMPING IN-HAND	178
Q1.	Pony, Miniature Jumping and Hunters In-Hand	178
Q2.	Jumping, Horse, Utility Horse.....	181
Q3.	Hunter Over Fences, Horse, Utility Horse.....	183
Q4.	Hunter Hack	185
Q5.	Jumping, Pony	186
Q6.	Hunter Over Fences, Pony.....	186
R.	RANCH CLASSES	187
R1.	General Regulations and Appointments.....	187
R2.	Ranch Riding.....	188
R3.	Ranch Rail Pleasure	206
R4.	Ranch Trail	207
R5.	Ranch Ideal Pinto.....	209
R6.	Ranch Showmanship	210
R7.	Ranch Horsemanship.....	210
R8.	Ranch Reining.....	210
R9.	Ranch Cow Work (Boxing).....	217
R10.	Ranch Roping	218
R11.	Ranch Conformation	219
R12.	Yearling In-Hand Ranch Fundamental Class	219
S.	OTHER PERFORMANCE CLASSES & EVENTS	221
S1.	Costume.....	221
S2.	Dressage.....	221
S3.	Green Classes	226
S4.	Longe Line, Yearling.....	226
S5.	Two-Year-Old Longe Line.....	230
S6.	Parade Horse	230
S7.	Versatility Ranch Horse Event.....	231
S8.	Show Hack	232
S9.	Ladies Side Saddle	234
S10.	Western Dressage	234
S11.	Two-Year-Old Driving Long Lining.....	234
S12.	CHAPS (Challenged Horseman and Pintos Competition) ...	237

T. SOLID REGISTRY CLASSES	245
T1. General Solid Registry Classes Show Criteria	245
T2. Performance Classes	245
U. LONG EAR CLASSES	245
U1. General	245
U2. Halter Classes	245
U3. Western Performance Classes	246
U4. English Performance Classes	247
U5. Hunters, Jumpers and Jumping In Hand Classes	247
U6. Gymkhana Classes	248
U7. Driving Classes	250
U8. Other Performance Classes	251
U9. Donkey Training Level Classes	253
U10. Youth and Amateur Classes	254
U11. Draft Mule Classes	254
V. YOUTH and AMATEUR CLASSES	2568
V1. Showmanship at Halter	258
V2. Equitation, Horsemanship, Reinsmanship	261
V3. Western Horsemanship	261
V4. Hunt Seat Equitation, Hunt Seat Equitation Over Fences.....	263
V5. Saddle Seat Equitation	265
V6. Bareback Western Horsemanship	267
V7. Bareback Hunt Seat Equitation	268
V8. Bareback Saddle Seat Equitation	269
V9. Reinsmanship (Driving Equitation)	269
W. AMATEUR	270
W1. Amateur Rules	270
W2. Amateur Status	271
W3. Amateur Membership	272
W4. Amateur Classes	272
W5. Amateur Walk/Trot Classes	273
W6. Amateur Awards	273
W7. Amateur Team Tournament Competition	274
X. NOVICE AMATEUR PROGRAM	274
Y. YOUTH	275
Y1. Age Requirements	275
Y2. Youth Divisions	275
Y3. Ownership	275
Y4. Stallions/Jacks	275
Y5. Combined Classes	276
Y6. Halter	276
Y7. Timed Events	276
Y8. Designated Youth Classes (YA)	276
Y9. Approved Classes	276
Y10. YA Walk/Trot Division	276
Y11. YA Walk/Trot Division, 11 - 18 Years Old	277
Y12. YA Walk/Trot Division, 10 & Under	277
Y13. Leadline, English or Western, 8 & Under	277
Y14. Payback In Youth (YA) Classes	278
Y15. Youth (YA) Team Tournament Competition	278
Y16. Youth Organization Constitution	278
Y17. Youth Organization Bylaws	279
Z. NOVICE YOUTH PROGRAM	281
AA. ON THE TRAIL	281
BB. OCAP - Open Competition Activities Program	282
GLOSSARY OF TERMS	288
CURRENT PthA FEE SCHEDULE	289

PtHA Mission Statement

- To improve, promote and enhance the Pinto Horse, Pony, Miniature Utility Horse in Color and Solid registries and Long Ear.
- To collect, record and preserve Pinto pedigrees and Pinto competition records
- To represent the multifaceted world of Pinto ownership: breeding, competition and pleasure
- To provide beneficial services that support and encourage Pinto ownership and participation
- To educate by providing materials, programs and services that allows PtHA to be a resource organization in the equine industry
- To promote the continued growth of PtHA through good horsemanship and good sportsmanship

**PtHA'S STATEMENT OF POSITION ON ANIMAL WELFARE
IN ACCORDANCE WITH PtHA'S OFFICIAL HANDBOOK, THE
FOLLOWING RULES MUST BE ADHERED TO:**

ANIMAL WELFARE

Every Pinto shall, at all times, be treated humanely and with dignity, respect and compassion. This prohibition against inhumane treatment applies to PtHA members and non-members.

1. PtHA members may be held responsible for the actions of his/her trainer(s), agent(s), representative(s) and/or employee(s). For violation of this rule, an individual may be disciplined, suspended, fined, denied PtHA privileges, disqualified, expelled from show grounds and/or expelled from PtHA.
2. The standard by which conduct or treatment will be measured is that which a reasonable person, informed and experienced in generally accepted equine care, training and exhibition procedures or veterinary standards, would determine to be cruel, abusive or inhumane.

SHOW MANAGERS shall:

Upon a report or discovery of inhumane treatment, immediately investigate the incident and report it to PtHA. Show management shall make every effort to obtain the concurrence of any PtHA-approved judge on the grounds or PtHA-authorized personnel, if available. Any verbal or written warning performed by the show manager at a show for inhumane treatment is to be reported in writing to PtHA. If an incident is later reported to PtHA and knowledge is gained that the show manager was present but did not report the incident, this could jeopardize his/her ability to manage a PtHA-approved show in the future.

INHUMANE TREATMENT

No person shall treat any animal in an inhumane manner. This prohibition against inhumane treatment applies to PtHA members and non-members. Inhumane treatment shall include, but not be limited to, the prohibited conduct specified below. Inhumane treatment to equines other than Pintos and other animals used in competition is included in this prohibition as it indicates a general course of dealing with equines, which is unacceptable to PtHA.

1. For purposes of this rule, a person responsible for the care of an equine is also responsible for and may be disciplined for the inhumane conduct of his/her trainer(s), agent(s), representative(s) and employee(s). For violation of this rule, an individual may be disciplined, suspended, fined, denied PtHA privileges, disqualified, expelled from show grounds and/or expelled from PtHA.
2. Inhumane treatment of any horse or any other animal on show grounds is strictly prohibited. Treatment of any equine will be considered inhumane if a person, educated or experienced in accepted equine training techniques, would perceive the conduct of an individual to be inhumane.
3. For purposes of this rule, a fines and penalty system has been established based on the severity of the offense. All offenses below will be assigned a minimum level of offense (level 1 = mild; level 2= moderate; level 3 = severe). Depending on the facts of a situation, the level of offense may be increased.
4. Warning or Show Ground Removal cards will be issued based on the frequency and level of offense.
5. Inhumane treatment includes, but is not limited to:
 - a. placing an object in an equine's mouth so as to cause undue discomfort or distress (min. level 2);
 - b. leaving a bit in an equine's mouth for extended periods of time so as to cause undue discomfort or distress (min. level 1);
 - c. tying an equine up or around in a stall or anywhere at a PtHA event in the manner as to cause undue discomfort or distress (min. level 2);
 - d. longing or riding an equine in a manner as to cause undue discomfort or distress to the equine (min. level 1);
 - e. tying or fastening any foreign object onto an equine, halter, bridle and/or saddle in order to de-sensitize the equine (min. level 2);

- f. use of training techniques or methods such as poling or striking an equine's legs with objects (min. level 2);
- g. excessive spurring or whipping (min. level 1);
- h. excessive jerking of reins (min. level 1);
- i. excessive fencing (min. level 1);
- j. excessive spinning (defined as no more than eight (8) consecutive turns in either direction) (min. level 1);
- k. schooling over ramped oxers in reverse order (i.e., from highest to lowest instead of lowest to highest) (min. level 1);
- l. schooling using rails higher than four (4) feet (min. level 1);
- m. use of prohibited equipment, including, but not limited to: saw tooth bits; hock hobbles; tack collars; or tack hackamores; whips used for showmanship; war bridles or like devices; riding in a curb bit without a curb strap; wire or solid metal curb straps no matter how padded; wire cavesson; wire or cable tie-downs; bumper bits; metal bosals (no matter how padded); chambons; headstalls made of metal (no matter how wrapped or padded), twisted rawhide, or rope may not be used on an equine's head (3/8 inch rope may be used with a slip/gag bit); running martingales used with curb bits used without rein stops; draw reins attached between or around the front legs will not be allowed at PtHA- approved events (min. level 2);
- n. use of any item or appliance that restricts movement or circulation of the equine's tail (min. level 3);
- o. exhibiting an equine which appears to be sullen, dull, lethargic, emaciated, drawn or overly tired (min. level 1);
- p. intentional or negligent treatment which results in any bleeding – intentional (min. level 3); negligent (min. level 1);
- q. applying excessive pressure on or excessively jerking of a halter lead shank or an allowed lip chain (min. level 2);
- r. Any other treatment or conduct deemed by a show official to be inhumane or abusive (min. level 1).

UNSPORTSMANLIKE CONDUCT or any other form of misconduct that is irresponsible, illegal, indecent, profane, intimidating, threatening or abusive is prohibited. This provision applies to:

1. PtHA members, non-members, exhibitors, trainers, owners, owner representatives, spectators and all other persons on the show grounds of a PtHA-approved event; and
2. PtHA members on the show grounds of an event held in conjunction with a PtHA-approved event; and
3. PtHA members on the show grounds of an event during which a PtHA-approved class is held regardless of whether the conduct is associated with or occurs during a PtHA-approved class. Show management may immediately expel individuals exhibiting unsportsmanlike conduct from show grounds and shall file a written report with PtHA concerning the conduct in question.
4. Further, unsportsmanlike conduct by PtHA members, non-members, exhibitors, trainers, owners, owner representatives, spectators and all other persons, including but not limited to other PtHA events, such as the Annual PtHA Convention, sanctioned meetings and seminars, and other public forums such as social media, will be subject to the same rules and sanctions as described above.

EXTENT OF SANCTION: In regard to any violation of PtHA rules and regulations, the Executive Committee shall have jurisdiction to invoke sanction, including revocation or denial of membership privileges, revocation of participation privileges in all PtHA-approved events for a definite or indefinite period, denial of privilege of access or presence on show grounds of a PtHA-approved show, and in addition, assessment of fine not to exceed \$10,000. Executive Committee sanction may include denial of privilege to advertise in PtHA's official publications.

PINTO HORSE ASSOCIATION OF AMERICA, INC.

CERTIFICATE OF INCORPORATION

THIS IS TO CERTIFY that the undersigned do hereby associate themselves into a corporation under and by virtue of the provisions of an act of the Legislature of the State of New Jersey, entitled Title 15 of the Revised Statutes, and the several supplements thereto and acts amendatory thereof.

1. The name of this corporation is THE PINTO HORSE ASSOCIATION OF AMERICA, INC.

2. The purposes for which this corporation is formed are: (a) to improve the Pinto horse as far as conformation and general breeding, and (b) to increase the public interest in the Pinto horse as a pleasure, parade, and using horse.

3. The location of the principal office of the corporation is at 7330 NW 23rd Street, Bethany, Oklahoma, 73008, County of Oklahoma.

4. The names of the trustees selected for the first year of existence of this corporation are: Helen S. Hammond, 5011 Ventnor Avenue, Ventnor City, NJ; Kay Heikens, Box 420, French Camp, CA; Louise Witz, 1001 S. Barret Avenue, Audubon, NJ; Kay Morin, Marlkrass & Kresson Road, Haddonfield, NJ; A. L. Albright, P.O. Box 159, Cayuga, IN; Iva Albright, P.O. Box 159, Cayuga, IN.

5. This corporation is not organized for profit and does not contemplate the distribution of gains, profit, or dividends to the members thereof. No part of the net earnings of this corporation shall inure to the benefit of any private shareholder or individual and no part of its activity shall be carrying on propaganda, or otherwise attempting to influence legislation. The property of this corporation is irrevocably dedicated to non-profitable purposes, and upon liquidation, dissolution or abandonment of the owner, will not inure to the benefit of any private person except a fund, foundation or corporation organized and operated for non-profitable or charitable purposes.

In witness whereof, we have hereunto set our hands and seals this 18th day of May, A. D. 1956.

(signed)

Helen S. Hammond
Kay M. Heikens
A. L. Albright, D.V.M.
Iva Albright
Louise Witz
Kay Morin

PINTO HORSE ASSOCIATION OF AMERICA, INC.
7330 NW 23rd STREET
BETHANY, OKLAHOMA 73008-5134
(405) 491-0111
FAX (405) 787-0773
www.pinto.org

CONSTITUTION

ARTICLE I. NAME

This organization shall be called THE PINTO HORSE ASSOCIATION OF AMERICA, INC. The official abbreviation shall be PTHA.

ARTICLE II. PURPOSE

The association shall be a non-profit organization for the purpose of maintaining and servicing a registry for the Pinto equine breed. It shall further promote the breeding of Pintos by specific conformation type, performance, and color, as well as promoting interest in the Pinto as an equine breed. The members will be encouraged to promote Pinto classes in all types of horse shows where possible and should promote good horsemanship and sportsmanship.

ARTICLE III. MEMBERS

Membership is open to all qualified persons interested in the purpose of this organization.

ARTICLE IV. BOARD OF DIRECTORS

The Board of Directors shall consist of Directors, elected by the PTHA membership of a geographical region, and those additional Directors who are elected to the Executive Committee. The United States will be divided geographically by state, with the members of the Board of Directors elected from each state, by the membership of that state only. International Directors may be elected as well, as determined by the PTHA Executive Committee. Each State or International area with a minimum of 25 PTHA members and a seated Director shall also be allowed one Alternate Director. The PTHA Business Office shall be solely responsible for conducting all Director elections.

ARTICLE V. EXECUTIVE COMMITTEE

Section 1. In order to be eligible for consideration for the Executive Committee, a Director must have served a minimum of two (2) years on the PTHA Board of Directors, be a current Board member and have attended at least two (2) Board meetings.

Section 2. The term of office for all members of the Executive Committee shall be one year.

Section 3. The Executive Committee of PTHA shall consist of President, President-Elect, Senior Committee Member, Second Committee Member, Third Committee Member, Immediate Past President, and Executive Vice President.

Section 4. Once a Director is elected to the PTHA Executive Committee, he/she will vacate his/her seat as a Director.

Section 5. The President-Elect will automatically become PTHA President; the Senior Committee member will advance to the President-Elect position, the Second Committee member will advance to the Senior Committee member position, the Third Committee Member will advance to the Second Committee Member position. The Third Committee Member position will be filled annually. The Selection Committee will nominate a Third Committee Member based on submitted resumes and interviews. Nominations may also be accepted from the floor. The Third Committee member position shall be filled by a majority vote of the Board of Directors.

Section 6. The outgoing President will automatically become the Immediate Past President

Section 7. In the event a President cannot fulfill his/her term, the President-Elect shall serve the unexpired term, and then serve his/her term. The new President-Elect will advance from the Senior Committee position, the Second Committee Member will advance to the Senior Committee member position, the Third Committee Member will advance to the Second Committee Member position. The President is authorized to appoint an interim Third Committee Member, to be ratified by the Executive Committee, and shall serve only the

remainder of the term. Similar advancements shall apply to all Executive Committee member vacancies.

Section 8. All Past PtHA Presidents will serve as the Selection Committee to interview and recommend an eligible person for the position of the Third Committee Member of the Executive Committee annually. This selection shall be ratified by the PtHA Board of Directors.

ARTICLE VI. MEETINGS

Meetings of the Membership, Executive Committee, Board of Directors, Committees, and all subsidiary organizations shall be conducted in accordance with Roberts Rules of Order, Revised. A General Membership Meeting shall be held annually. The date, time, and location will be determined by the Board of Directors and notice for such meeting will be published in the official voice of the Association at least thirty (30) days prior to the date of this meeting.

ARTICLE VII. THE BUSINESS OFFICE

A business office shall be established and all business of the Association will be conducted through this office. All normal business will be under the supervision of the Executive Vice President and Chief Operating Officer, along with the office staff, which shall include a Registration Department, Membership Department, and Register of Merit Department for Horse, Youth, and Amateur Records. The location of this business office shall be determined by the Board of Directors.

ARTICLE VIII. CHARTER ASSOCIATIONS

Charters will be encouraged and issued in accordance with provisions set forth in the Bylaws to cover state or geographical sub-divisions thereof. These charters will be issued at the sole discretion of the PtHA Executive Committee.

ARTICLE IX. AMENDMENTS TO THE CONSTITUTION

This Constitution may be amended by submitting a proposal in writing to the Executive Committee, which will in turn be responsible for preparing a recommendation to the Board of Directors for action. If the proposed amendment is approved by a two-thirds vote of the Board of Directors it shall be submitted to the membership for final approval and will become effective upon an affirmative vote of two-thirds of the members voting.

ARTICLE X. CORPORATE AGENTS

The Association shall maintain an agent who is a resident of the State of New Jersey.

BYLAWS

ARTICLE I. NAME

This organization shall be called THE PINTO HORSE ASSOCIATION OF AMERICA, INC., herein after referred to as the Association. The official abbreviation shall be PtHA.

ARTICLE II. PURPOSE

Refer to ARTICLE II of the Constitution.

ARTICLE III. THE BUSINESS OFFICE

Refer to ARTICLE VII of the Constitution.

ARTICLE IV. MEMBERSHIP

The membership shall be further defined in the Membership Rules and Regulations, and may be changed or modified from time to time.

ARTICLE V. MEETINGS

Section 1. The Order of Business for all meetings, including the Annual Membership Meeting, shall be as follows:

- A. Call to order by the President
- B. Proof of notice of the meeting
- C. Reading of the minutes of the previous meeting
- D. Reports of Officers and Committees
- E. Old and unfinished business
- F. New business
- G. Adjournment

Section 2. Special meetings may be called by the Board of Directors through majority vote, or by the Membership through petition of at least one-tenth of the eligible members having voting rights in Association matters. Notice of said meeting will be posted at least thirty (30) days prior, and will announce the time, place, and purpose, and outline the business to be transacted. No other business may be transacted at such a meeting.

Section 3. Quorums for the Annual or other special meetings of the members shall constitute those members present, with the exception of a meeting called by request of one-tenth of the voting members, which requires a minimum of one-tenth of the eligible voting members of the Association be in attendance at said meeting.

Section 4. Proxies will not be honored by the PINTO HORSE ASSOCIATION in any Association matters.

Section 5. Voting by mail will be permitted for the election of Directors, who are elected by the paid membership of a geographical area. Such ballots will only be mailed to addresses within the confines of the area. Other mail ballots may be required by the Executive Committee or Board of Directors on as-needed basis.

ARTICLE VI. ELECTED BOARD OF DIRECTORS

Section 1. The affairs of the Corporation shall be monitored by the full Board of Directors, which shall elect an Executive Committee. The normal intermediate affairs of the Pinto Horse Association are to be duly executed by the Executive Committee.

Section 2. It is a privilege, not a right, to serve on the Board of Directors, which shall consist of elected Directors and Past Presidents.

- A. Directors may be elected from each state or International area, based on the number of national members residing within said state or International area.
- B. States or International areas with at least 25 PtHA members, but not more than 400 PtHA members, shall elect one (1) Director every two (2) years. States or International areas with at least 401 PtHA members, but not more than 750 PtHA members, shall elect two (2) Directors every two (2) years. States or International areas with more than 751 PtHA members shall elect three (3) Directors every two (2) years.

- C. Past Presidents shall have lifetime tenure on the Board of Directors, and do not replace any elected Directors.
- D. Directors will hold office for two (2) years. Uncontested Directors will be automatically seated for the successive term.
- E. Director elections will be held on the odd numbered calendar years. The number of Directors elected to each state or international area shall be determined by the membership within said state or area as of December 31 annually, based on the average number of voting members for up to three preceding years.
- F. Directors and alternates are required to attend one (1) Board of Directors meeting every two (2) years. Directors and alternates failing to meet the attendance policy will be removed from the Board of Directors and the PtHA President will appoint a replacement.
- G. The National PtHA President will appoint a Director in a qualifying state, or a replacement Director for the unexpired term of any Director that no longer qualifies as a Director from a particular State or International area, for whatever reason, including, but not limited to, death of Director, change of residence outside State or International area, non-renewal of membership, resignation, etc., subject to approval of the PtHA Executive Committee.
- H. Each State or International area with a minimum of 25 PtHA members and a seated Director shall be allowed one Alternate Director. He/she will be elected as an Alternate Director during the election process, with the seated Director(s) receiving the highest number of votes, depending on the number of Directors seated in each State or International area. The President may also appoint a replacement Alternate Director (see Article VI, Section 2.G) as needed. No State or International area shall have more than one Alternate Director, regardless of the number of Directors elected or appointed.

Section 3. Nominations for Director positions are due by October 1 of odd numbered calendar years. Nominations can be made from a Charter Organization, signed by a Charter president, for at least one person, or by petition from five (5) persons who have voting privileges in Association matters, and who reside in the State or International area in question. The nominating petition will include name, address & membership number of the person making the nomination, and of each PtHA member signing the petition. Newly elected Directors will be notified by February 1 and seated at the start of the ensuing Annual Spring Board Meeting in the even numbered calendar years

Section 4. All Past Presidents of the Association shall be given the honorary title of Past President, and will be seated as a Director from his/her state or International area after completing his/her obligations of service on the Executive Committee. Past Presidents shall have privilege to the floor of the Executive Committee, and the Board of Directors, and may vote in all Board of Director matters. Past Presidents shall also serve annually on the Selection Committee.

Section 5. The PtHA Executive Committee election shall be held during the annual Spring Board of Directors Meeting each year. The newly elected Third Committee Member, and the remainder of the Executive Committee advancing up the chairs, shall be seated at the Convention, and shall each serve a one year term. There shall be an annual PtHA Board of Directors meeting, to be held during the annual Spring PtHA Convention. Newly elected Directors shall be seated at the beginning of the annual Board meeting in the even numbered calendar years. There shall be an annual General Membership meeting held in conjunction with the annual Spring PtHA Convention. In addition, there shall be an annual meeting of the PtHA Executive Committee and any other committees with official business to discuss, to be held in the fall of the year following the annual PtHA Convention. The time and place of each meeting is to be determined by the Chief Operating Officer, with the approval of the Board or Executive Committee at their previous meeting. The Executive Committee may also conduct meetings via telephone conference as required or needed. Officer attendance at all Executive Committee meetings is encouraged; a member that fails to meet at least 50 percent meeting attendance will automatically be removed without action(s) on the part of anyone. In addition, the Board

and/or Executive Committee may be required to attend special meetings. The President, or the majority of the Board of Directors, may call a special meeting to conduct impending business. The time and place will be determined by the Chief Operating Officer. Ten days notice is required prior to a special meeting, unless the right to notice is waived. Attendance at said special meeting shall constitute waiver of notice of special meeting except when a person attends a meeting for the express purpose of objecting to a transaction of any business because the meeting was not lawfully called or convened. Business at said special meeting shall be limited to specific items on published agenda.

Section 6. A Quorum shall be considered to have been established so long as seven (7) members of the Board of Directors have answered the roll call. This minimum must remain in place in order to conduct Board business. A quorum of the Executive Committee shall be considered four (4) members present.

Section 7. Any position being vacated on the Board of Directors shall be filled by the President on an interim basis. All appointments will be for the remainder of the term.

Section 8. Informal actions by Officers and Directors, which are required by law to be taken by a meeting of Directors, or actions taken by Directors, may be taken without a meeting and shall be considered appropriate when consent in writing, setting forth the action so taken, is signed by a majority of the Directors. Each person who serves as an Officer or Director of PtHA shall be indemnified by PtHA against all costs and expenses incurred by or imposed upon them resulting from actions or proceedings taken against them as a result of being, or having been, an Officer or Director of this Association, as a result of legal, approved Association business.

Section 9. Listing of US & International areas:

Additional areas may be added to the list as approved by the Executive Committee.

Alabama	New Jersey
Alaska	New Mexico
Arizona	New York
Arkansas	North Carolina
California	North Dakota
Colorado	Ohio
Connecticut	Oklahoma
Delaware	Oregon
Florida	Pennsylvania
Georgia	Rhode Island
Hawaii	South Carolina
Idaho	South Dakota
Illinois	Tennessee
Indiana	Texas
Iowa	Utah
Kansas	Vermont
Kentucky	Virginia
Louisiana	Washington
Maine	West Virginia
Maryland	Wisconsin
Massachusetts	Wyoming
Michigan	Alberta, Canada
Minnesota	British Columbia, Canada
Mississippi	Manitoba, Canada
Missouri	Ontario, Canada
Montana	Saskatchewan, Canada
Nebraska	International
Nevada	International
New Hampshire	International

ARTICLE VII. OFFICERS OF THE ASSOCIATION

Section 1. The President shall be the Chief Executive Officer and preside over all meetings of the Board and Members of the Association. He/she shall see that all resolutions and orders of the Executive Committee and Board are carried out through the Executive Vice President and Chief Operating Officer position (hereinafter sometimes called the EVP). He/she shall be an ex-officio member of all groups and committees including Charter activities. He/she will have the general powers and duties normally vested in the office of President of other large corporations.

Section 2. The President-Elect shall perform duties as assigned by the President or Executive Committee and exercise the powers of the President in the event of his/her absence or inability to perform in a normal manner. He/she shall perform other duties assigned by the President, Executive Committee and Board of Directors.

Section 3. The Executive Committee members and the Immediate Past President shall serve as officers of the Association. Their duties will be as prescribed by the President or Executive Committee.

Section 4. The Executive Vice President and Chief Operating Officer shall have the responsibility for management of the Pinto Horse Association business as conducted through the business office on a routine basis, and shall be appointed annually as Executive Secretary to sign all corporate matters pertaining to the Corporate Seal. The Executive Vice President and Chief Operating Officer, under the authority of the Board of Directors, assumes complete responsibility for carrying out their policies and regulations. He/she will be expected to continually seek methods for upgrading and modernizing our rules, regulations, and standards in order to benefit the members of this Association. He/she will be hired as directed by the Board with compensation to be reviewed by a Contract Review Board, appointed by the Executive Committee, per the terms of the contract. The responsibilities may be changed as necessary and expanded where required.

Section 5. Any member of the Executive Committee or Board of Directors may be removed from office, with or without cause, as herein provided.

- A. A recall petition(s) demanding the removal of such officer shall be submitted to the EVP of the Association. Such recall petition(s) shall be signed by a minimum of twenty-five percent (25 percent) of the current members of the Board of Directors.
- B. Petition forms shall be provided to any Director requesting same following the filing of an affidavit by one or more Directors with the EVP stating the name of the Director or officer sought to be removed. The EVP shall record the name of the director to whom petition forms were issued, the date of such issuance and the number of forms issued, certifying on each form the date and the name of the director to whom it was issued.
- C. All forms comprising a recall petition shall be assembled and filed with the EVP within forty-five (45) days after the filing of the affidavit required in Section A above. The signature of the petitioners shall be properly notarized, and the form properly completed.
- D. In the event that the required number of properly verified signatures to said recall petition are not received by the EVP within forty-five (45) days of the affidavit filing required in Section A, above, the EVP shall notify those directors having filed petitions that the recall petition was insufficient and that said insufficiency does not prejudice the filing of a new affidavit for the same purpose.
- E. Not more than five (5) days following determination by the EVP that the petition(s) received are sufficient, he/she shall notify in writing the officer whose removal is sought by such action. This notice shall be delivered in hand, or shall be delivered by certified mail. If said officer does not render his/her resignation within seven (7) days of receipt of such notice, the EVP shall within fifteen (15) days of the aforesaid determination, direct and conduct an election by mail ballot of the Directors of the Association. Said balloting must be completed and returned to the EVP no less than fifteen (15) days after direction of same.

- F. The aforesaid ballots shall conform to the following requirements: With respect to each person whose removal is sought, the question shall be submitted, "Shall _____ be removed from the office of _____ by recall?" Immediately following each such question shall be printed in the ballot the two (2) propositions in the order set forth: For the recall of (name of person), and against the recall of (name of person). Immediately to the left of the proposition shall be placed a square in which the Director by making a cross mark (X), may vote for either of such propositions.
- G. Should a majority of votes cast at a recall election be against the removal of the officer named on the ballot, such officer shall continue in office for the remainder of his term, subject to recall as before. However, no recall petition shall be filed against an officer within ninety (90) days after such recall petition has failed to remove him/her. If a majority of the votes cast at a recall election are in favor of the removal, he/she shall be deemed removed from office.

SUPERVISION EXERCISED

The Executive Vice President and Chief Operating Officer exercises executive authority in directing the Corporation and its several functions through a staff of professionals.

FUNCTIONAL RESPONSIBILITIES OF EXECUTIVE VICE PRESIDENT AND CHIEF OPERATING OFFICER

- A. Administers the Corporation to the satisfaction of the Board of Directors.
1. Develops and coordinates an Administrative Organization Plan and maintains staff to carry out the plan.
 2. Generates enthusiasm and cooperation of the Board, personnel, and staff through application of sound management techniques.
 3. Presides at various meetings of staff personnel and special committees to obtain guidance, provide leadership, and coordinate the activities of these groups to the best interest of the corporation.
 4. Delegates authority and responsibility for the execution of the corporation's departments and functions.
- B. Institutes a system of controls that enables each area of activity to function without direct supervision from the Executive Vice President and Chief Operating Officer.
1. Recruits and employs a competent staff, hiring and discharging as needed, and determining appropriate salaries, wages and benefits.
 2. Develops clear-cut lines of authority and channels of communication within the organization.
 3. Establishes operating policies and procedures.
 4. Establishes standards of service, performance, and budgetary controls.
 5. Designs all forms used in connection with the affairs of the corporation.
- C. Represents the Corporation to the industry and community and conducts a public relations program.
1. Serves in various capacities as official Association emissary.
 2. Speaks before various groups to present the Association "story."
 3. Serves as a professional in setting patterns of horse industry growth and the Association's role in leading this growth.
 4. Manages all advertising for the corporation and development of promotional and educational materials.
- D. Participates in state and national organizations in developing horse industry programs and policies.
1. Works with organizations responsible for developing and guiding legislation concerning the horse industry.

2. Participates in state and national organizations that help to guide and set policies and procedures.
- E. Develops a program for continuous updating of facilities and staff to meet the needs of the public.
 1. Anticipates the needs of the membership for service, and plans for alterations and expansion to meet those needs.
 2. Provides opportunities for education, research, or other means of professional growth and advancement for personnel at all levels to meet the future needs of the Association.
- F. Keeps up to date on trends in the horse industry and passes this knowledge on to the staff and membership through the various media available.
- G. Administers the financial operations of the corporation through qualified staff and personnel.
 1. Develops accounting and reporting policies and practices which are sound and conform to accepted standards.
 2. Conserves and facilitates the growth of financial and capital resources through implementation and interpretation of sound financial, accounting, and management information systems and procedures.
 3. Directs adequate systems of internal control to assure integrity of accounting records and proper stewardship of assets.
 4. Prepares and reviews a financial report to the Board encompassing the financial operation and status of the corporation.
 5. Secures certification of financial results by an independent audit firm by serving as the principal contact with the firm prior to accepting the position and upon leaving the position.
 6. Assures continuity of operations through recruitment, training, and motivation of staff personnel.
 7. Signs checks and other instruments necessary to the normal and routine operation of the Association.
- H. Plans through the establishment and operation of suitable budgeting procedures and controls.
 1. Shapes the corporation's financial affairs to meet current needs and retain flexibility in meeting unknowns.
 2. Contributes to the development of corporate growth by providing advice and counsel to the Board and key personnel on the financial impact of their strategic and tactical decisions.
 3. Stimulates development of a disciplined planning process by providing ongoing planning systems and procedures and by offering constructive critique to planning efforts completed.
 4. Provides timely and effective measurements of operations and analyzes variances from budgets and prior years.
- I. Directs the corporation's purchasing functions.
 1. Reviews contracts for goods and services to assume need and cost effectiveness.
 2. Maintains a system of purchase order review and approval.
 3. Approves invoices for payment and endorses all checks.
 4. Authorizes or obtains authorization for all travel and approves reimbursement requests.
 5. Submits to the Board an annual travel expense report.
- J. Directs the corporation's risk management systems.
 1. Evaluates insurance needs, vehicles to use, and risks to be assumed so as to minimize costs while assuring maintenance of adequate and suitable corporate insurance.
 2. Makes recommendations for improving insurability of corporate property.
- K. Administers the Pension Plan and other employee benefits. Designs and implements a comprehensive and cost-effective employee benefit plan which creates a competitive employment environment for the corporation.

- L. Oversees planning and control of corporate cash assets.
 - 1. Analyzes and anticipates needs for capital to insure adequate funds are available when needed.
 - 2. Plans for provision of funds and makes recommendations concerning sources of such funds.
 - 3. Negotiates procurement of capital under favorable terms.
 - 4. Establishes systems and procedures for monitoring the handling of cash receipts and disbursements.
 - 5. Optimizes cash receipts and disbursements to the best advantage of the corporation.
 - 6. Invests cash by directing the purchase and sale of securities and other investments.
 - 7. Establishes and maintains efficient banking arrangements necessary for management of bank balances and other funds and for security short-term credit arrangements.
 - 8. Establishes credit policy guidelines to maintain creditworthiness of the customer list and assures the timely collection of notes and accounts receivable.
- M. Insures the integrity of the annual election of Directors.
 - 1. Prepares articles and other notices to members and prospective candidates.
 - 2. Oversees production of candidate petitions, ballots, and informational brochures.
 - 3. Engages and instructs independent firms for verification of results.
 - 4. Makes timely notification of results to candidates and other interested parties.
- N. Directs the corporation's National events and activities.
 - 1. Supervises and manages the World Horse Show at all levels.
 - 2. Supervises and manages the International Pinto Futurity and Breeder's Cup at all levels.
 - 3. Supervises and manages the Congress Horse Show at all levels.

ARTICLE VIII. EXECUTION OF INSTRUMENTS

All checks, drafts, orders, contracts, conveyances, and other necessary data are to be executed by the President, Executive Vice President and Chief Operating Officer, member of the Executive Committee, or Agent of the Corporation as authorized by the President or Executive Committee and where such action is appropriate or required. Executive Committee approval is required for the following contractual arrangements:

- A. Outside services in excess of \$100,000 and exceeding one (1) year.
- B. Contractual purchases of fixed assets in excess of \$100,000.
- C. All contracts for utilization of show and contest facilities for World and Congress Show Events.
- D. Contracts for purchase of real property in excess of \$100,000.
- E. All contracts for the commission of statuary, paintings, logos, and art work (other than promotional literature, forms, etc.) designed to represent the corporation, regardless of size.
- F. All other contracts exceeding one (1) year in duration and/or \$100,000 in value.

ARTICLE IX. POWER TO BORROW MONEY

The Board of Directors shall have full authority to borrow money whenever the exercise of such action is deemed to be in the best interest of the corporation. The standards and requirements for each action shall be determined by the Board. They shall have the power to mortgage or hold any and all chattel property held or owned by the corporation and shall not be held individually responsible for repayment of said indebtedness.

ARTICLE X. AMENDMENTS TO THE BYLAWS

These Bylaws may be amended by a majority vote of the Board of Directors at any meeting of same with the stipulation that the amendments must be

ratified by majority vote of the Board at their next regularly scheduled meeting. Further, the Membership of the Association shall have the right to amend the Bylaws at any regular or special meeting so long as an intent to present said amendment has been published at least thirty (30) days prior to said meeting. Further, the Membership may repeal any amendment adopted by the Board of Directors by a majority vote of members present at any regular or special meeting of the Membership.

ARTICLE XI. COMMITTEES OF PtHA

Committees shall be appointed by the President, with approval from the Board of Directors.

A. PtHA Standing Committees at present are:

1. Registration
2. Marketing and Publication
3. Shows & Contest
4. Rule Book / Bylaws
5. Youth
6. Amateur
7. Judges
8. International
9. Charter/Membership
10. Professional Horsemen
11. Long Range Planning (Past Presidents)
12. PtHA Breed Council (consists of standing committee Chairs and Vice-Chairs, President-Elect will Chair)

B. Standing Committee Members

All PtHA Standing Committees shall consist of not less than three (3) Association members in good standing. In making appointments to the committees, the President shall appoint members for a term of not less than one (1) year, and not more than three (3) years. PtHA members interested in serving on a Committee should submit a written request to the PtHA President annually. The term of the committee members' assignment shall be one year, unless stated otherwise in the appointment. Appointments to fill interim vacancies shall be made by the President, with the advice and consent of the PtHA Executive Committee. The PtHA President shall appoint the Chairperson and Co-Chairperson of each committee annually. A list of all committee members shall be posted on the PtHA web site as soon as possible after the annual meeting. The Committee Chairperson shall vote only in case of a tie. By unanimous vote, at any time during a committee member's tenure, with or without cause, the Executive Committee may terminate an individual's appointment to a Standing Committee. At its unanimous discretion, the Executive Committee may reassign the person to a different Standing Committee. Service on a PtHA Standing Committee is a privilege, not a right; therefore termination or reassignment of tenure may be made without prior notice or right to hearing. To enable a Standing Committee to function properly and with continuity, each member is required to attend all meetings. After two (2) consecutive absences, a Committee member is automatically removed without further action. The vacancy shall be filled by the procedure set forth in the Bylaws.

ARTICLE XII. SPECIAL COMMITTEES

The President shall, with Board approval, be required to appoint special committees for the conduct of Association interests. These committees will serve for the duration of the special issue, or until replaced, or until the committee is disbanded.

ARTICLE XIII. THE OFFICIAL COMMUNICATION

The Board of Directors may cause to be published a magazine which will be the official voice of the Pinto Horse Association. The method and place of publication will be determined by the Board of Directors, and supervised and managed by the Chief Operating Officer. This publication will be regulated in

that a consistent purpose be followed for the guidelines and ideals spelled out in the constitution of the organization.

ARTICLE XIV. CHARTER ORGANIZATIONS

The Board of Directors may issue to any state or International area a Charter to operate as an official PtHA Club. Applications are available from the PtHA office. The Presidents of these Charters shall meet once each year to form an advisory group to the President of the Association. This meeting will be conducted by the immediate Past President of the Association. This group shall in no way have the power to modify or change rules, policy, or regulations. All Charters shall be subject to the directives and rules set forth by the Pinto Horse Association and will be subject to modification of boundaries or any other conditions deemed necessary by the Board of Directors. Application for Charters must be accompanied by the Articles of Incorporation, Rules and Regulations, a list of the names of Officers and Directors, and a current list of members, an outline of purpose for the Charter and a map of specific boundaries. All Charter Officers and Directors are required to be individual members in good standing of PtHA. A Charter renewal form must be filed with PtHA each year at the business office prior to April 1 in order to be considered an active Charter. A list of those official Charters out of compliance will be published in the official association publication. After thirty (30) days of noncompliance following publication, said Charters will be considered defunct.

ARTICLE XV. SUSPENDED PERSONS

A list of suspended persons shall be published in the official publication of the association and on the PtHA Web site on a continuing basis.

ARTICLE XVI. CHOICE OF LAW

The membership rules and regulations and all contracts entered into by Pinto Horse Association shall be construed under the laws of Oklahoma.

ARTICLE XVII. POSTING OF MINUTES

A draft copy of the minutes from the Board of Directors Meeting and Executive Committee Meetings will be posted on the official PtHA Web Site with the exception of that portion of any minutes of any Board meeting or Executive Sessions concerning member disciplinary matters, contract matters or negotiations, personnel matters, lawsuit or legal matters and other privileged matters which shall not be published.

GENERAL RULES AND REGULATIONS

SPECIAL NOTICE

ALL PtHA APPLICANTS OR PARTICIPANTS IN PtHA APPROVED SHOWS OR EVENTS ARE RESPONSIBLE FOR KNOWLEDGE OF ALL RULES AND REGULATIONS.

Situations not specifically covered in this Rule Book will be managed according to current PtHA policy. All changes to rules and regulations made after publication of this book will be posted on the Pinto Web site, www.pinto.org, as official Rule Book changes.

A. MEMBERSHIP

A1. Applying For Membership

- A. Application for membership must be made in writing to the Executive Vice President and Chief Operating Officer of the Association upon an official PtHA membership application.
 1. The name/names appearing on the membership shall be the exact same name/names used for any registrations or transfers.
 2. Membership shall be in such form and on such conditions, and shall contain such agreements as the Board of Directors may prescribe, and while in good standing, shall entitle the member(s) to all privileges and advantages of membership.
 3. Membership within PtHA is a privilege. In order to utilize any service or program within PtHA, an individual or entity must be a current member or pay a non-member fee if allowed.
- B. By applying for membership, the applicant(s) automatically agrees to be bound by and to abide by the Constitution, Bylaws, and Rules and Regulations of the Association.

A2. Types of Membership

- A. Types of memberships offered:
 1. Individual – Restricted to one person. This is a requirement to exhibit a Pinto at any PtHA show or event, regardless of any other membership(s) held.
 - a. This membership is carried in an individual's legal name.
 - b. Individual Memberships carry full privileges of PtHA, including privileges to participate in PtHA Open Division at shows and other PtHA activities.
 - c. This membership is for people over 18 years of age.
 2. Joint – A combination to a maximum of two persons (i.e. husband and wife). (no show privileges)
 3. Assumed or Trade Name – A person or persons or artificial legal entity, ranches, sole proprietorship, or any other designation not being the legal name of the person or artificial legal entity (i.e. John Smith dba Smith Ranches). (no show privileges)
 4. Corporate – Corporations in good standing in the state or country of incorporation, the officers, representatives, shareholders and all beneficial owners. (no show privileges)
 5. Syndicate or Joint Venture – Syndicates or joint ventures in good standing in the state, province or country of its organization, the representative and all beneficial owners. (no show privileges)
 6. Decedent's Estate, Trust, Guardianship or other Custodial Legal Entity – Decedent's estate, trust, guardianship or other custodial legal entity, the person for which the entity is created, his representative and all beneficial owners or beneficiaries. (no show privileges)
 7. Partnership, General or Limited – Partnerships general or limited in good standing in the state province, or country of organization, the partners, limited partners representatives, and all beneficial owners. (no show privileges)
 8. Youth – Individual Youth 18 years of age and under. Required for all Youth exhibiting, including Leadline, Walk/Trot and Novice Youth Exhibitors.
 9. Youth Lifetime - until age 18, Youth Lifetime cost can be applied toward Individual Lifetime if purchased.
 10. Lifetime – Individual, Youth until age 18
 11. Lifetime – Joint, Assumed or Trade Name, Corporate, Syndicate or Joint Venture, Decedent's Estate, Partnership (no show privileges)
- B. Each type of membership shall be entitled to one vote and only one vote in all Association matters. Youth members are entitled to vote only on YA matters. Memberships are not transferable.

C. Honorary Life Memberships entitle the members to vote and hold office. They are subject to all rights, privileges, rules and regulations, the same as paid members.

A3. Authorization

- A. Each legal partnership and corporation shall specify, in writing, the person(s) authorized to act on its behalf or to sign registrations and transfer applications.
- B. The signature(s) of the authorized person(s) in all instances shall be included with the authorization.

A4. Transfer of Membership & Membership Name Change

- A. A membership is not transferable except as provided herein. The name of a membership may be changed at the request of the owner upon presentation of evidence that there has been, in fact, no actual change of membership ownership; however, only one such change may ever be made.
- B. Any person who changes marital status shall have thirty (30) calendar days to update his/her membership. Failure to update applicable membership shall render any points earned after the expiration of thirty (30) days null and void.
- C. If the title of ownership is changed in accordance with the foregoing, it shall be necessary for the owner to have all Pintos in his/her possession transferred upon the Association records to correspond to the new title or ownership of the membership.
- D. In case of the death of a member, the membership may be transferred to member's legal heir. This does not apply to the children or heirs of lifetime members.

A5. Membership Fees

- A. Membership in the Pinto Horse Association is based on the calendar year.
 1. Signatures of each applicant are required on every membership application.
 2. Fees paid are non-refundable and non-transferable. Refer to the Current Fee Schedule.
 - a. Individual: Includes one individual over 18 years of age only.
 - b. Youth: Individual Youth 18 years of age and under. Entitles Youth to participate in YA ROM Program. Youth members are entitled to vote only on YA matters.
 - c. Life, any category.
 - d. Corporate: corporations, partnerships, LLCs, LLPs, trusts and/or creations of law not being natural persons, and membership of more than one.
- B. The *Pinto Horse Quarterly* is included with all memberships and by request, along with email notifications.

A6. Member in Good Standing

A member in good standing, as those terms are used in this Rule Book, is an individual whose membership application has been approved in accordance with PtHA Bylaws, who has paid the requisite membership fee, and who is not under current suspension from the PtHA.

A7. Membership for Judges

Memberships must be Individual or Life and are due October 31st annually, in order for these officials to remain on the PtHA Approved Judges list. If the membership is not paid by the annual due date, full applications, fees, and procedures must be initiated again.

A8. Membership for Directors and Alternate Directors

Memberships must be Individual or Life and are due January 1st annually, in order for these officials to remain in the position held.

A9. Membership for Executive Committee

Memberships must be Individual or Life and are due January 1st annually, in order for these officials to remain in the position held.

A10. Membership for Field Representatives

Memberships must be Individual or Life and are due October 31st annually, in order for these officials to remain in the position held.

A11. Membership for Standing Committee Members

Memberships must be Individual or Life and are due January 1st annually, in order for these individuals to remain in the position held. Requests to be on a committee must be postmarked by January 2 of each year.

A12. Membership Mailing Service

PtHA will provide a service of mailing for Charters and approved organizations, charging the actual postage and a handling fee. All materials to be mailed must be approved by PtHA.

A13. Provided Membership Mailing List

PtHA will provide to Charters, upon request from the Charter President, names and addresses of the national members who reside in the geographical region, for the sole purpose of Charter activities.

B. GENERAL OPERATION RULES**B1. PtHA Authority Concerning Registration and Rules**

- A. The rules and registration numbers of this Association take precedence over those of any other Association.
- B. PtHA reserves the right to make any changes in these rules, regulations, standards, or requirements as deemed at any time, to be in the best interests of the Association and the breed.
- C. Every approved show and every person participating therein including exhibitor, owner, lessee, manager, agent, rider, driver, handler, judge, show representative, show official, or employee, is subject to the Constitution, Bylaws and Rules of PtHA.
- D. Any rule changes enacted between printings of the PtHA Rule Book and/or supplement shall be published in a manner determined by the Association, but at a minimum posted on the PtHA Web site and published in the PtHA official magazine. It shall be the responsibility of each individual member to become familiar with all such changes.
- E. Changes to the rules made by way of Amendment to forms shall be made in accordance with Rules B.1B and B.1D above. Notification of said changes shall be made in accordance with the "GENERAL RULES AND REGULATIONS, Special notice."

B2. Television And Media Rule

- A. Attendance at a PtHA-approved event, in whatever capacity, shall constitute authorization for PtHA, its agents, designees, or assigns to photograph, video tape, televise, or record by other means (hereinafter referred to as "photographic material") any person or Pinto on the premises of a PtHA-approved event, and shall further constitute authorization for the use of such person's name, voice and biography, or the name, pedigree and performance record of any Pinto on the premises (hereinafter referred to as "related information") in conjunction with any photographic material.
- B. The photographic material and related information referred to above may be used in any manner that the PtHA, at its sole discretion, determines would be beneficial to promoting purposes and goals of the PtHA; provided, however, that no

photographic material or related information will be used in conjunction with the endorsement of any product unless prior written consent from PtHA is obtained.

- C. Attendance at a PtHA-approved event shall further constitute agreement to the terms and conditions outlined above, and shall constitute a waiver and release, without limitation, of any individual television, radio, motion picture, photographic or other similar rights, including right of privacy, any person or Pinto may have in or to such photographic material or related information when such information is obtained at a PtHA-approved event by the PtHA, its agents, designees, or assigns.
- D. PtHA declines advertisement from any equine/equine related registry or association that is not on the approved PtHA outcross list.

B3. Responsibility of PtHA

- A. The Pinto Horse Association will not assume the responsibility of settling civil disputes concerning financial settlements, ownership, health or fertility.
- B. No person shall refuse the reasonable request to assist the Association, its officers, committees or agents in locating, identifying and/or inspecting, or to answer promptly and truthfully any inquiry concerning an animal or ancestor thereof in his/her ownership or control, which has been registered or certified, or for which application to register or certify has been made. A violation of this rule may be grounds for disciplinary action.
- C. In the furtherance of his/her official duties, all Association representatives shall be treated with courtesy, cooperation and respect, and no person shall direct abusive or threatening conduct toward him/her.
- D. All information furnished to the Association as a basis for any action by the Association or any of its officers shall be true and correct. This includes, but is not limited to, registration applications, application for show or race approval, and all information in regard to Association investigation of third parties.
- E. Accuracy of records furnished by the Association, either as hard copy or online service, is warranted by the PtHA only to the extent of using its best efforts in the compilation thereof. and then solely for the benefit of the member or party purchasing the record. Reimbursement of the expense of the record showing material inaccuracy is the sole remedy available to anyone receiving inaccurate information from the Association. Consequential damages are expressly excluded. No warranties, express or implied, arise from records issuance, other than as stated therein, as the purchaser receives this recorded on an "as is" basis. For absolute accuracy, independent verification must be obtained from the current owner or his/her predecessor in title to the subject equine.
- F. In all proceedings concerned with or affecting the registrations and records of the Association, and in all disciplinary actions, the burden of resolving any doubt as to the true parentage or identification of an animal, or qualification for registration (color, type or bloodline) shall be upon the applicant, owner, lessee or other member(s) or nonmember(s) involved. The determination, decision or action of the Executive Committee upon all such questions shall be final and binding upon all parties. As the owner has the burden of proof, by failure to present evidence concerning such questions to the Association or at a hearing scheduled to resolve the question, the owner shall be deemed to have waived his/her right to later present such evidence to a court of law, if he/she seeks judicial review of the Association's action.

G. Conduct

1. Unsportsmanlike conduct will not be tolerated.
2. Unsportsmanlike conduct shall be defined as any action of disrespect, deceit, or fraud directed to judges, show management, show representatives, the PtHA, PtHA members, employees, or other exhibitors, or spectators, or in any media context.
3. Unsportsmanlike conduct by PtHA members, non-members, exhibitors, trainers, owners, owner representatives, spectators and all other persons, including but not limited to other PtHA events, such as the Annual PtHA Convention, sanctioned meetings and seminars, and other public forums such as social media, will be subject to the same rules and sanctions as described above.
4. When an exhibitor, owner or trainer is guilty of unsportsmanlike conduct, such person is subject to disciplinary action by the PtHA, including, but not limited to, fines or suspension.

B4. Liability

- A. The PtHA, its officers, directors, members of committees, inspectors, employees, representatives, and agents will attempt to obtain true and complete information in connection with registration of the Pinto, transfer of Registration Certificates, hearings, and all other matters relating to PtHA activities.
- B. Except for proven intentional wrongdoing, neither the PtHA nor its officers, directors, members of committees, inspectors, employees, representatives, nor agents will be liable in any way, whether in damages or otherwise, for issuance of any pedigree certificate, for the transfer of any pedigree certificate, for the cancellation of any pedigree certificate, for the refusal to issue a pedigree certificate, for the issuance of any pedigree statements, for the refusal to transfer any pedigree certificate, for any disciplinary procedure brought against or penalties imposed on any member or any person or for any other activities engaged in, by or on behalf of the Pinto Horse Association.

B5. Release of Liability

- A. The PtHA and co-sponsoring organizations, if any, shall not be responsible for any personal injury, or for loss or damage to property, occurring at any PtHA activity.
- B. Each owner, exhibitor, handler, or consignor shall indemnify and hold harmless the PtHA, its officers, directors, and employees from and against all claims, demands, causes of actions, and expenses of every kind, including attorney's fees, arising out of, or related in any manner to the acts or omissions of an owner, exhibitor, handler, or consignor, or the actions of any animal under the care, custody, or control of the owner, exhibitor, handler, or consignor. Presentation of signed entry or consignment forms shall be deemed acceptance of the conditions of this rule. In the event an entry of consignment form is not signed or presented, appearance on the grounds or at the sale ring of any PtHA activity as an exhibitor, handler, owner, or consignor shall be deemed to be acceptance of the conditions of this rule.

B6. PtHA Funds

- A. Any and all fees or monies due the PtHA are the property of the PtHA upon collection and shall be turned over to the Association within thirty (30) days of collection. The officers of such club and/or individual shall be personally liable and, in addition, subject to the rules pertaining to violations and disciplinary procedures.
- B. Any and all fees or monies due PtHA must be paid in U.S. funds only.

B7. Cancellation of Work

When a request is received to cancel any work on which processing has begun, all work will be canceled, fees will be forfeited and all documentation (application, photos, etc.) will be retained by PtHA.

- A. Upon receipt of incomplete work, the PtHA Office will notify the individual. Failure of any individual to acknowledge and respond to any PtHA correspondence regarding application for membership, transfer, or registration of a horse, pony, miniature, utility horse, long ear, or any other PtHA business will result in that file being closed and “Dead Filed” and all fees forfeited after sixty (60) days.
- B. When an application has been inactivated and placed in the “Dead File” for any reason, the following requirements must be met to re-open the file:
 - 1. Payment of pertinent fees for the applicable work, based on the current date and, in the case of registration, the current age of the animal;
 - 2. Payment of appropriate member’s current membership fee; and
 - 3. Submission of any documents necessary to complete work.

B8. Violations

- A. Any member may be immediately suspended and denied privileges of the Association, and any non-member may be denied the privileges of the Association by the Executive Vice President of the Association for the failure to pay when due any obligation owing the Association, PtHA Charter, or to any approved show, or for giving a non-negotiable check or declined credit card for entry fees, stall fees, office charges, stock charges or any other fees or charges including bank charges for returned checks connected with the exhibition of Pintos, or for failure to timely file with the Association required annual stallion breeding reports, or any other PtHA fees or related business. Fifteen (15) days before action by the Executive Vice President, written notice of the account due and the intention to suspend or withhold privileges of the Association shall be mailed to such member or non-member. Upon suspension by the Executive Vice President, the name of the member or non-member may be published in the *Pinto Horse* online magazine, beginning with the next available issue from date of suspension, and/or posted to the PtHA Web site immediately and the account may be set to cash basis only. Any suspension and denial of privileges of the Association under this section shall terminate upon full payment of the obligations due the Association or upon filing of the requisite stallion breeding report.
- B. When any person fails to pay when due, any obligation owing to the Association, or PtHA Charter, gives a worthless check or declined credit card for any PtHA fee or entry fee, stall fees and/or office charges connected with the exhibition of Pintos, such person, whether member or non-member may be put on a “cash only” basis by the Executive Vice-President or such other person as authorized by the President or Executive Committee.
- C. Every member and every non-member who violates in any manner the Constitution, Bylaws, or Rules and Regulations of the Association; whose practices in the breeding of Pinto horses or in supplying information for the Association’s records; or whose conduct has endangered or may endanger in good order, welfare or credit of the Association; or who is convicted in a court of law for cruelty to animals and upon submission of evidence of such conviction from any court, may

be censured, suspended or, in the case of a member, expelled from membership in the Association and denied all privileges of the Association, including, without limitation of the generality of the foregoing, the privilege of registrations or change in ownership of Pinto horses, ponies, miniatures, utility horses or long ears on the records of the Association by the Executive Committee.

- D. Ownership of an issued Registration Certificate remains with the Association. Such Registration Certificate is issued in reliance upon the information provided on the written application submitted and attested by the owner at the time of foaling or registration; and upon the express condition that the Association has the privilege to correct and/or cancel the certificate for cause under its rules and regulations. No person shall refuse an Association request for the return of a Registration Certificate, either before, after or pending hearing to determine registration participation privilege in Association-approved events. The Association may retain possession of a certificate pending resolution of the matter for which the return of the certificate was requested.

B9. Fraudulent Practices

- A. No person shall represent any animal owned or managed by him/her to be registered with the PtHA when it is not.
- B. No person, firm or corporation shall issue, sell, exchange, give away or receive, or offer to any thereof, any false or fraudulent certificate representing same to be a genuine official certificate issued by the Association.
- C. No person shall advertise, or enter in any Pinto horse event or competition any Pinto registered with the Association by a name other than that by which it is registered.
- D. No change in or alteration of a Registration Certificate or listing or identification required by the Association shall be made except by the Association or its official representative upon proper showing of the necessity for such change or alteration by reason of change in color or markings, mistake or the like; nor shall any person display or advertise or have in his/her possession any such certificate that has been changed or altered otherwise, other than by the Association or on its authority.
- E. No person shall alter in any way, change or attempt to hide or alter the natural markings of a horse, pony, miniature, utility horse or long ear by surgery, dye or in any other manner.
- F. No person shall represent as a registered Pinto any horse, pony, miniature, utility horse or long ear other than the horse, pony, miniature, utility horse or long ear for which said certificate was issued.

B10. Disciplinary Procedures

- A. Any member may be disciplined, suspended, placed on probation, fined or expelled from the Association, and any member or non-member may be denied any and all privileges of the Association, or any Registration Certificate may be canceled whenever it shall have been established by satisfactory evidence that such member or non-member has violated any Bylaw, rule, or regulation of the Association.
- B. The Executive Vice President, his/her staff, and designees shall have sole authority to investigate possible or alleged violations of any Bylaw, rule, or regulation of the Association.
1. In order for a complaint, other than one which can be verified by credible testing, to be considered for investigation, it must be in writing, signed and dated. The individual(s) filing the complaint must be prepared for full disclosure of the complaint to the party (parties) concerned in the complaint and must be prepared to appear at a hearing if it is deemed necessary.

2. The individual filing the complaint must be a PtHA member in good standing. A \$250.00 filing fee (cash or certified funds only) must accompany the written, signed complaint.
 3. When anyone believes, at a PtHA approved event, meeting or function, the actions of a member or non-member warrants disciplinary action or when any member believes that he/she has been harmed by a violation of these Rules and Regulations, he/she must file within fifteen (15) days of the actual incident or within fifteen (15) days of having gained knowledge of the incident, a protest/grievance in writing with the PtHA office. The postmark on the envelope received shall be evidence of the date of filing.
 4. Any Standing Committee, as a Committee and/or the Chairman of that Committee, or any employee of the PtHA may file a protest for alleged Rule violation that falls within that Committee's or employee's domain. The filing fee for filing a protest/grievance from a Committee or employee is waived.
- C. When it is determined that there is sufficient cause for a hearing, the person charged with any alleged violation shall be given not less than twenty-one (21) days notice of a time and place for hearing such allegations by the Executive Committee, at which time and place he/she shall have the opportunity, in person or by counsel, to be heard and to present evidence in his/her own behalf, and to hear and receive evidence offered against him/her.
1. The Executive Vice President shall have the authority to schedule a disciplinary hearing when he/she determines there is sufficient cause for a hearing. Additionally, a disciplinary hearing shall be held if it is requested by two or more members of the Executive Committee or by the President.
 2. Quorum required for a hearing may be composed of three (3) members of the Executive Committee and two (2) additional PtHA members in good standing whom the PtHA Executive Vice President shall be empowered to appoint as impartial members on the Hearing Committee.
 3. No continuance shall be granted unless requested in writing at least seven (7) days prior to the hearing, and good cause is shown. A continuance shall be granted or denied at the sole discretion of the President.
 4. The decision and action of the Executive Committee shall be final and binding on all parties.
 5. Proceedings before the PtHA Executive Committee shall be informal, and the rules of evidence both at common law or provided by Oklahoma rules of civil or criminal evidence, need not be strictly observed. The standard by which admissibility is determined is whether the evidence is such that an ordinary prudent person is willing to rely upon it. As a PtHA member, participant at a PtHA approved event or a person appearing before the Executive Committee, the accused person agrees that all witnesses and participants in such hearing shall be immune from any civil liability whatsoever, including, but not limited to, libel, slander, invasion of privacy, defamation, or product disparagement, for testimony given in the course of preparation for or at the hearing.
- D. In regard to any violation of Show and Contest Rules, as a part of its disciplinary action, the Executive Committee may revoke participation privileges in all PtHA-approved events for a determined or indefinite period and/or assess a fine.
- E. Pending final hearing by the Executive Committee or other appropriate committee, the Executive Vice President may, by giving written notice of its action:
1. Temporarily suspend such member, the effect of which shall be to deny him/her further Association privileges until

- the Executive Committee can hear the matter and take the appropriate disciplinary action; and
2. Temporarily suspend the registration of the Pinto in question, and upon Association request, the owner shall return the Registration Certificate to the Executive Vice President, pending final determination of its validity, the effect of which shall be to suspend participation privileges in Association-approved events.
 3. Place the member under probation.
 - a. When a member is placed under probation, their conduct and actions, with respect to all PtHA activities, are subject to strict review during the period of probation. A person who violates a PtHA by-law, rule, or regulation while on probation is subject to more severe disciplinary action than might otherwise be the case.
 - b. Members on probation are NOT in good standing with the Association. They will retain membership, will be able to participate in PtHA-approved events, and will be able to conduct business with PtHA. They cannot, however, serve as an officer or director of the PtHA while on probation, be on the approved judges list, be affiliated with PtHA's Professional Horsemen, or any other Association recognition programs, while on probation. When the probation has ended, the member may be readmitted to full participation.
- F. On or after such time as any person has been denied participation privileges in PtHA-approved events, but that his/her membership privileges are not affected, the following restrictions shall apply:
1. That person shall not be eligible to participate in any PtHA-approved event.
 2. That person shall not be eligible to hold approved judges credentials or any other Association accreditation.
 3. Pintos which are recorded in the name of such person or owned in whole or in part by such person, are not eligible to participate in any PtHA-approved event.
 4. During the period of denial of Association privileges, failure to comply with these restrictions and any other express conditions or restrictions of said disciplinary actions may constitute grounds for further disciplinary action.
- G. When a member is disciplined, suspended, placed on probation, expelled or fined, or a non-member is denied membership privileges, or when a member or non-member is temporarily suspended by the Executive Vice President, pending hearing, the name of such member or non-member may be published in the *Pinto Horse* online magazine and/or posted on the PtHA Web site.
- H. In the event any disciplinary action is taken against a member or non-member, the action will be published as soon as practical in the *Pinto Horse* online magazine and posted on the PtHA Web site. Said publication shall include rule number violated for disciplinary action to have been assessed.
- I. On or after such time as any person has been suspended, expelled or denied further Association privileges, in addition to other provisions of this handbook or policy of the Association, the following restrictions shall apply:
1. That person shall neither participate nor be eligible to participate in any PtHA-approved event. Nor shall such person be eligible to hold approved judge's credentials or any other Association accreditation.
 2. That person or his/her spouse shall not register any Pinto with the Association, or transfer registered Pintos into his/her name or that of a spouse.

3. No Pinto shall be registered which is either sired by a stallion, or out of a mare owned by such person or his/her spouse where the breeding date is shown to be on or subsequent to the date of disciplinary action.
4. No Pinto which is registered in the name of such person or his/her spouse is eligible to participate in any event approved or recognized by the Association, such as shows or races.
5. Signatures:
 - a. The Association shall not accept the signature of such person, nor such person's spouse, nor that of such person's children under the age of eighteen, on any breeder's certificates, or stallion breeding reports, evidencing breeding taking place on or after the date of suspension.
 - b. The signatures of the suspended person and that person's spouse will be honored on transfer reports for the purpose of allowing such disciplined person or spouse to transfer Pintos recorded in his/her/their ownership at the time of the disciplinary action.
- J. During the period of expulsion, suspension or denial of Association privileges, failure to comply with these restrictions and any other express conditions or restrictions of said disciplinary action may constitute grounds for further disciplinary action.
- K. Written leases filed with the Association, prior to date of suspension, covering Pintos owned by the suspended member shall be valid, and the signature of the lessee shall be accepted during the time of such lease, but for no renewal thereof.
- L. Advertising
 1. No person on suspension, nor that person's spouse, may advertise in the *Pinto Horse* online magazine during the period of his/her suspension, nor may that person's name, nor that of his/her spouse, appear in any advertisements in the *PtHA Horse* online magazine during the period of suspension.
 2. If publication deadlines or other factors make it impractical to stop advertising that is in violation of aforementioned L1., this advertising will be terminated as soon as possible.
- M. The provisions of the disciplinary rules which pertain to notice and hearing procedure shall also apply to hearings regarding registration issues and other non-disciplinary matters.
- N. The Association has adopted the following provision for the mutual benefit of members and with the intention of reducing the Association's litigation expenses, which expenses would ultimately be borne by members and non-members participating in Association activities. Every member, by joining the Association, or non-member, by purchasing Pinto horses, filing a registration application or other documents with the Association, or participating in Association-approved events, does thereby agree as follows:
 1. If unsuccessful in an attempt to overturn Association decisions, actions, rules or regulations, to reimburse the Association for its reasonable attorney's fees, court costs and other expenses in defense of such suit; and
 2. That he/she will not commence any action, whether in law or equity, against the Association in any courts other than those federal and state courts located in Oklahoma County, Oklahoma.
- O. General Notice Procedure – Notice required by these rules and regulations may be served by delivering a copy of the notice to the person to be served, or his/her attorney, either in person or by mail, postage prepaid, to his/her last known address as it appears on the Association's records, and upon mailing, such

notice shall be deemed received by such person when it is deposited in the United States mail.

B11. Reciprocity

Every person who is suspended or otherwise disciplined by any horse breed or equine organization/association that the PtHA deems to be reputable and responsible may be suspended or disciplined by Pinto Horse Association of America for the following:

- A. Unsportsmanlike conduct at a show or contest;
- B. Inhumane treatment of horses;
- C. Prohibited surgical procedure or injection or administration of foreign substances or drugs which could affect a horse's performance or alter its natural conformation or appearance;
- D. False documentation. No person, firm or corporation shall submit, issue, sell, exchange, give away or receive, or offer to do any thereof, any false or fraudulent certificate, stallion breeding report, registration application, transfer application or membership application representing the same to be a genuine official certificate issued by PtHA or one of our recognized association/organization(s);
- E. If an individual is convicted of or pleads guilty to or is found to have participated knowingly in any such misconduct under state or federal law or rules of other equine association/organization(s), such conviction, plea or finding shall create the presumption of violation of PtHA rules;
- F. When PtHA has or received knowledge that a member has been suspended or otherwise disciplined by any of the recognized association/organization(s), the PtHA may elect to recognize a reciprocal punishment;
- G. The sanction may run concurrently with the reciprocating association's sanction;
- H. Acceptance of such ruling or sanctions by PtHA will be given after notice to the sanctioned person or entity according to PtHA rules, said person or entity may request a hearing before the PtHA Executive Committee to present evidence of lack of due process by the reporting association to merits PtHA's refusal to give reciprocity.

B12. Code of Conduct

A. PURPOSE OF THIS CODE

The following information constitutes the Pinto Horse Association of America, its Divisions and/or Charter Clubs (PtHA, the Association) Code of Conduct ("The Code"), which applies to all PtHA directors, officers, committee chairs/members, employees and/or agents acting on behalf of the Association.

This Code has been adopted to:

1. Promote honest and ethical conduct, including fair dealing and the proper handling of conflicts of interest;
2. Promote full, fair, accurate, timely and understandable disclosure;
3. Promote compliance with applicable laws and governmental rules and regulations;
4. Ensure the protection of PtHA's legitimate business interest, including Association opportunities, assets and confidential information;
5. Deter wrongdoing.

All directors, officers, committee chairs/members, employees and/or agents acting on behalf of PtHA are expected to be familiar with this Code and to adhere to those principles and procedures set forth in this Code that apply to them.

From time to time, PtHA may waive some provisions of this Code. Any waiver of this Code may be made only by the PtHA Officers and/or Executive Committee.

The Executive Committee may delegate its authority in this Code to an officer who is in charge of internal controls. Only the Executive Committee shall authorize such delegation.

B. COMPLIANCE WITH APPLICABLE LAW

PtHA is committed to conducting its business in strict compliance with all applicable governmental laws, rules and regulations, including but not limited to laws, rules and regulations related to labor, employment and workplace safety matters. Directors, officers, committee chairs/members, employees and/or agents acting on behalf of or making decisions concerning the Association are expected at all times to conduct their activities on behalf of PtHA in accordance with all applicable laws and regulations as well as this Code.

C. REPORTING AND ACCOUNTABILITY

The Officers of the Association are responsible for applying this Code to specific situations and have the authority to interpret this Code in any particular situation. Any director, officer, committee member or employee who becomes aware of any existing or potential violation of this Code is required to notify the PtHA office promptly. Failure to do so is itself a violation of this Code.

A director, officer, committee chairs/members, employees and/or agents who is unsure of whether or not a situation violates this Code should discuss the situation with an officer to prevent possible misunderstandings and embarrassment at a later date.

Each director, officer, committee member or employee must:

1. Notify the Executive Vice President promptly of any existing or potential violation of this Code.
2. Not retaliate against any other directors, officers, committee chairs/members, employees and/or agents for reports of potential violations that are made in good faith and protect its identities to the extent consistent with law and this Code.

The Officers of the Association shall take all action they consider appropriate to investigate any potential or existing violation by an employee reported to them. In case of any potential or existing violation by any director, officer or committee member such action shall be taken by the Executive Committee. If a violation has occurred, the Executive Committee will take such disciplinary or preventive action as it deems appropriate or refer the matter pursuant to disciplinary procedures.

Refer to Rule B.12.G for definition of confidential information.

D. FAIR DEALING

It is the policy of PtHA to comply with applicable laws and regulations of each country and region where PtHA conducts its businesses. Directors, officers, committee chairs/members, employees and/or agents acting on behalf of the Association, are required to deal fairly with PtHA's financial institutions, customers, suppliers, vendors, competitors, agents and other entities, to base their business relationships on lawful, efficient and fair practices and to use only ethical practices when dealing with actual or potential counterparties, including financial institutions, customers, suppliers, vendors, competitors, agents and other parties. It is prohibited to give and accept anything of value from any current or potential counterparty, including financial institutions, suppliers or vendors as inducement for or in return for business or preferential treatment and to take advantage of any financial institution, customer, supplier,

competitor or other entity through manipulation, concealment, abuse of privileged information, misrepresentation of material facts, or any other unfair business practices.

E. CONFLICT OF INTEREST

Decisions and activities must be based on the best interests of PtHA and must not be motivated by, or appear to be motivated by, personal considerations or relationships. Any directors, officers, committee chairs/members, employees and/or agents should avoid any action, which may involve, or appears to involve, a conflict of interest with PtHA. Relationships with actual or potential suppliers, contractors or competitors must not affect, or appear to affect independent and sound judgment on behalf of PtHA. Directors, officers, committee chairs/members, employees and/or agents acting on behalf of the Association are required to disclose to the Executive Committee any situation that may be, or appears to be, a conflict of interest.

In particular, clear conflict of interest situations involving directors, officers, committee chairs/members, employees and/or agents acting on behalf of the Association who occupy supervisory positions or who have discretionary authority in dealing with any third party specified below may include the following:

1. Any significant ownership interest in any supplier, partner or competitor;
2. Any consulting or employment relationship with any supplier, partner, competitor or Customer;
3. The receipt of non-nominal gifts or excess entertainment from any company with which PtHA has current or prospective dealings;
4. Being in the position of supervising, reviewing or having any influence on the job evaluation, pay or benefit of any immediate family member; and
5. Selling anything to PtHA or buying anything from PtHA, except on the same terms and conditions as others are permitted to so purchase or sell.

Any officer, director, committee member or employee that is involved in any litigation or complaint concerning the PtHA, either as a party or a witness, shall recuse themselves and refrain from any open discussion or voting concerning said litigation or complaint. Depending on the seriousness of the matter, a temporary leave of absence may be considered.

Such situations, if material, should always be discussed with the President in the case of an officer, director or committee member or the Executive Vice President in the case of an employee.

F. DEALING WITH GOVERNMENT OFFICIALS

It is strictly prohibited to, directly or indirectly, promise, offer or make payment in money or anything of value to government officials for the purpose of, or that appears to be for the purpose of, seeking favorable treatment or improperly affecting government decisions. In many countries law specifically prohibits gifts or payments to government officials. Any directors, officers, committee chairs/members, employees and/or agents involved in transactions with government officials should ensure that such transactions comply with all applicable laws and regulations and avoid even the appearance of impropriety.

G. CONFIDENTIAL INFORMATION

PtHA will protect its own confidential and proprietary information as well as the information that financial institutions, members and suppliers entrust to PtHA. Directors, officers, committee chairs/members, employees and/or agents acting

on behalf of the Association are required to maintain the confidentiality of all confidential and proprietary information and not to disclose or distribute any confidential or proprietary information except when authorized by the officers of the Association or compelled by statute. Directors, officers, committee chairs/members, employees and/or agents are also required to use such information only for the purpose permitted in connection with their service to PtHA.

The following subjects shall be considered Confidential Information:

1. Any matter concerning an individual employee not otherwise publicly reported, such as performance review, salary, compensation or discipline;
2. Issues relating to discipline, grievance and of the granting of Association privileges;
3. Ongoing negotiations with third parties, such as sponsors or partners;
4. Membership lists and associated personal information;
5. Communications from legal counsel relating to any pending, threatened or possible litigation.

H. ASSOCIATION ASSETS

Directors, officers, committee chairs/members, employees and/or agents acting on behalf of the Association have a responsibility to protect the PtHA assets entrusted to them from loss, damage, misuse or theft. Such assets include both tangible and intangible assets, including PtHA's name, logo, brand, trademark, service marks, copyrights, patents, databases, records and other intellectual property and may only be used for purposes approved by the Executive Committee.

I. ASSOCIATION OPPORTUNITIES

Directors, officers, committee chairs/members, employees and/or agents acting on behalf of the Association owe a duty to PtHA to advance PtHA 's business interests. Directors, officers, committee chairs/members, employees and/or agents acting on behalf of the Association are prohibited from taking for themselves or directing to a third party a business opportunity that is discovered through the use of Association property, information or position, unless PtHA has already been offered the opportunity and determined not to pursue it. More generally, directors, officers, employees and/or agents acting on behalf of the Association are prohibited from using Association property, information or position for personal gain and from competing with PtHA. Sometimes the line between personal and PtHA benefits is difficult to draw, and often there are both personal and PtHA benefits in certain activities. Directors, officers, committee chairs/members, employees and/or agents acting on behalf of the Association who intend to make use of PtHA property or services in a manner not solely for the benefit of PtHA should consult beforehand with the Executive Vice President.

J. VIOLATION OF AGREEMENT

Any directors, officers, committee chairs/members, employees and/or agents of the organization that violate this agreement, will be considered to have violated the PtHA unsportsmanlike rules and will be subject to review per PtHA by-laws and rules currently in effect. From that review process, if an officer or board of director is deemed to be in violation, such action will be taken to the Executive Committee for vote on removal from their position.

B13. Incorporation of Forms

All Pinto Horse Association forms, as they may from time to time be supplemented, changed and/or amended, are incorporated as if fully set forth herein.

B14. Legal Actions

Every member and non-member agrees that he/she will not commence any action, whether in law or equity against the PtHA in any courts other than those federal and state courts located in Oklahoma County, Oklahoma, and further agrees for the mutual benefit of members and non-members and to reduce the costs and legal expenses incurred by the PtHA which would otherwise be borne by members and non-members participating in PtHA activities, in addition to any other sanction that may be imposed under these rules to reimburse the PtHA upon demand by the PtHA the reasonable attorney fees, costs and other expenses including, but not limited to, travel related expenses for Disciplinary Committee members, incurred by the PtHA in connection with any PtHA disciplinary action or proceeding, arbitration action or proceeding, court action or proceeding or other legal proceeding in which the member or non-member has been determined to have violated any PtHA bylaw or rules and regulations or has not been the prevailing party.

B15. Pinto Charter Clubs

A. Authorization

1. Pinto Charter Clubs are authorized and supported by the PtHA for the purpose of advancing and promoting the Pinto equine, encouraging ideas of good horsemanship and good sportsmanship, and providing activities for PtHA members on a local basis.
2. Charter Clubs must be approved and shall operate under the supervision of the PtHA through the PtHA Executive Committee and its Charter/Membership Committee.

B. Establishing New Charters

1. Submit a list of Directors, Officers and Committee Chairpersons. All Charter Club Directors and Officers are required to be members in good standing of PtHA.
2. Submit a membership list of at least twenty-five (25) PtHA members in good standing. Include name, address and PtHA membership number of each Charter member.
3. Submit Articles of Incorporation and Bylaws.
 - a. A complete Charter Club guide, with model Bylaws, is available from the PtHA Business Office, and may be obtained by writing the PtHA Business Office.
 - b. Application must include a "purpose" which incorporates the following verbiage: "to cooperate with, and aid in every way possible, the programs and functions of the PtHA" and "to uphold the policies of the PtHA".
 - c. Articles of Incorporation and Constitution, Bylaws, and rules of each Charter Club must conform to the state or country laws of incorporation of organizations and must be consistent with PtHA Bylaws and rules.
 - d. Charter Clubs must amend its Bylaws and rules to stay current and conform to PtHA Bylaws and rules.
 - e. Charter Clubs shall uphold the Bylaws, rules and policies of the PtHA.
4. Submit any and all rules and regulations of the Charter Club to PtHA.
5. Once a Charter is granted, the Charter Club must file a renewal form with PtHA each year by April 1, in order to be considered an active Charter.
6. There will be one charter allowed in a country outside of North America.
7. Any approved charter outside of North America will be branded as the "Pinto Horse Association of said country".

8. International charter applications with 10 - 24 members will be given a conditional charter for up to two years and then reassessed.

C. Approval Process for Charter Clubs

1. Upon receiving any application for a new Charter Club in a state where a Charter Club/s currently exists, the PTHA will notify all existing Charter Clubs in that state or international area, and solicit input regarding such application.
2. Once a Charter Club is approved, it may not engage in any business or activities in the name of, or on behalf of, directly or indirectly, the PTHA, without written consent of the Executive Vice-President of the PTHA.
3. In the event any activity is undertaken with the consent of the PTHA, it shall be named as co-insured on any policy of insurance covering any of the risks attending such event.

D. Charter Club Presidents Advisory Committee

Presidents of Charter Clubs shall meet annually to form an advisory group to the President of PTHA. The PTHA Past President will conduct this meeting. This group shall in no way have the power to modify or change rules, policy or regulations.

E. Annual Charter Club Requirements - Charter Clubs must continue to meet specific requirements and demonstrate a minimal level of activity, which shall include, but not be limited to the following:

1. Maintain a membership of twenty (20) members, ten (10) of whom are members in good standing of PTHA.
2. Notice of new officers and directors must be sent to the PTHA no later than April 1st of each year following the election.
3. Submit to the PTHA Business Office, bylaws with the first Annual Report and any subsequent reports, if any changes have been made during that year.
4. Provide a minimum of one (1) Charter Club approved or sponsored show, or event or PTHA approved Pinto or Specialty show, per year.
5. Charter renewal applications are due by April 1st annually.

F. Request for Charter Club Information/Corrections

1. Failure to respond to PTHA request within sixty (60) days of the written notice will result in requests for future horse shows being denied until said information has been received.
2. Failure to respond to a second request from PTHA within thirty (30) days of the written request may result in the recommendation to the Executive Committee to revoke the Charter Club, Charter authorization.

G. Non-compliance by a Charter Club

1. Charter Clubs failing to adhere to the bylaws, rules or policies of PTHA or whose activities bring disrepute to PTHA, or are detrimental to the best interests of PTHA, shall be subject to sanctions after notice and hearing.
2. A grace period of 1 (one) year will be allowed each Charter for reasonable excuses of failure to meet requirements. However, failure to meet requirements for a period of 3 (three) years, after serious review, will result in the revocation of the Club Charter by the Executive Committee.

H. NSF Policy – Charter assistance for non-negotiable checks. Charters should follow these guidelines, prior to requesting assistance from the PTHA Business office.

1. After the Charter has exhausted all efforts to collect a non-negotiable check or declined credi card, by phone, e-mail or mail, a certified or registered letter with a return receipt form requiring a signature by the recipient must

be sent by the Charter to the issuer of the NSF check or declined credit card. The letter should request payment within 15 (fifteen) days. If the allotted time passes without payment being presented, the Charter can then forward all records and documents to the PtHA Controller's office for assistance and review.

- a) Include a copy of the front and back of the bank returned check, and a breakdown of fees or payment details.
- b) Include any other supporting documents, such as copies of e-mails, certified letters, and a log of phone calls.
2. After reviewing all information, the PtHA Controller's office will send the check issuer a letter requesting payment, provided sufficient documentation has been provided by the Charter to justify the claim.
3. If PtHA is unable to collect the funds, the check issuer will be suspended and considered 'not in good standing' until payment is made.
4. PtHA will reimburse the Charter if payment is received from check issuer.
5. Any questions regarding this procedure should be directed to the PtHA Controller's office.

B16. Rule Change Procedure

A. Rule Book

1. Each member is charged with notice of all rules and regulations published in the current PtHA Rule Book.
2. Upon request, PtHA furnishes each member a current PtHA Rule Book.
3. In addition to notice provided by the PtHA Rule Book, a member has the affirmative duty to remain current with all Pinto Horse Association rules, regulations, policies and other matters pertaining to PtHA events and programs.
4. To fulfill such duty, a member should be diligent about checking the association's official web site, www.pinto.org, as well as keeping track of the monthly e-newsletter published by PtHA.
5. Any rule change that will become effective on January 1st of the subsequent year, following the annual PtHA Convention or at any time as deemed necessary by the PtHA Executive Committee or PtHA Chief Operating Officer, will be published in the Pinto Horse online magazine and/or the PtHA Website. Said rule change will also be included in the next Official PtHA Rule Book printing.

B. Member Recommendation For Rule Change Form

1. Members may download an official rule change form from the PtHA website or request it from the PtHA Office.
2. Member must adhere to deadlines and instructions on the Rule Change proposal form. Form must be typed, written in the formatting as it will appear in the rule book including specific rule lettering and numbering. .
3. All annual rule change proposal(s) that meet criteria set forth on the form and in the PtHA Rule Book, that will be considered by Standing Committees at the Annual Convention, will be published on the PtHA website by December 15th. Standing Committees may be directed to review old business, prior year tabled rule change proposals, and other matters at the direction of the Long Range Planning Committee and/or the PtHA Executive Committee.
4. After review and vote by the Breed Council, those rules that are passed are then sent on to the full Board of Directors for review and ratification.

5. Rule change proposals that pass Standing Committees, Breed Council and the Board of Directors will become effective on January 1 of the year following the approval.
6. If a rule change proposal has been defeated in Standing Committee, Breed Council, or by the Board of Directors for two (2) subsequent years, the same proposal cannot be brought back for consideration the following year.
7. Rule change proposals will only be considered if all the criteria as designated are met, and the person(s) submitting the rule change proposal and those signing the rule change proposal is/are PtHA member(s) in good standing.

B17. Field Representative/Conditional Registration Program

PtHA Field Representatives are authorized by the association to register Pinto colored and solid horses, ponies, miniatures, utility horses and long ears within the guidelines set forth in the Official PtHA Rule Book.

- A. Field Representative Duties
 1. Accept registration applications at state and local shows and events, and issue applicants a Conditional Registration Certificate
 2. Provide forms and other informational documents as needed to interested individuals and groups
 3. Be knowledgeable of the categories of memberships available, the characteristics, classifications and types of Pintos and all aspects of the PtHA Rule Book pertaining to the registration process.
- B. Field Representative Approval Process
 1. Must be a member in good standing with PtHA.
 2. Must request application from PtHA.
 3. PtHA may limit the number of Field Representatives approved within a geographical area.
 4. Applicants must attend the PtHA Registration Seminar, held at the Annual Convention, prior to appointment.
 5. Appointed Field Representatives must re-apply by October 31st annually.
 6. Appointed Field Representatives must re-apply if he/she has a change of address.
 7. Appointed Field Representatives must attend the PtHA Registration Seminar at least once every 2 years.

C. REGISTRATION

C1. General Registration Responsibility

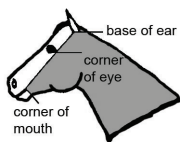
- A. The person(s) submitting any application for registration, or any other documents to PtHA is/are solely responsible for all information submitted. All applications and other documents must be filled out completely.
- B. No person shall refuse any reasonable request to assist the Association, its officers, committees, or agents in locating, identifying, and/or inspecting, or to answer promptly and truthfully an inquiry concerning an animal, or ancestor thereof, in his/her ownership or control, which has been registered or for which application to register or certify has been made.

C2. Membership Requirements


- A. The Pinto owner or owners must have a current membership(s) in PtHA before registering said animal.
- B. The owner(s) of a Pinto must have a membership in the exact name, partnership name, corporation name or ranch name as it is to appear on the PtHA Registration Certificate in order for the horse, pony, miniature, utility or long ear to be registered.
- C. If the name of the owner(s) is not the same as that recorded on the recognized breed association's Registration Certificate, PtHA may require the owner(s) to provide satisfactory proof of ownership.
- D. The owner can pay a non-member fee instead of a membership.

C3. Color Registry Requirements (Horse, pony, miniature and utility)

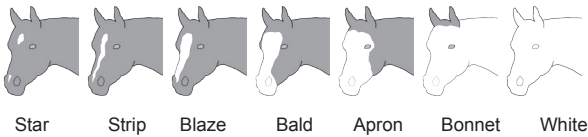
- A. For horse, pony, miniature and utility Pintos with documented color on Outcross Registration Papers
1. Pinto must be already registered with a PtHA approved outcross registry. See Rule C11 for Outcross Breeds.
 2. Must have the following listed on the Outcross Papers:
 - a. Pinto Markings
 - b. Belly spots
 - c. High Leg White
 - d. Other verbiage indicating white or excessive white
 3. Examples of Documented Color on Outcross Papers:
 - a. APHA - any horse in the Regular Registry.
 - b. AMHA, AMHR - any horse that documents "Pinto" on the papers
 - c. AHA - any horse with a belly spot or high leg white on the registration papers
 4. Any Outcross papers with verbiage such as "excessive white" will be considered on an individual basis.
 5. APHA horses registered under the RG-070-E rule will be considered on an individual basis and must meet color requirements.
- B. Qualifying White
1. All white with some underlying unpigmented skin, above a level line around the leg at the center of the knee, which is determined by using the bony protrusion on the back of the knee as the starting point, and drawing a level line horizontally around the knee, and a level line around the leg at the point of the hock, which is determined by using the point of the hock and drawing a level line horizontally around the hock, is eligible color. The stated minimum color requirements are accumulative/total. Not all qualifying color must be in the same single location/spot.
 2. White, with some underlying unpigmented skin, from the base of the ear horizontally to the base of the other ear, from the base of the ear to the outside corner of the eye, continuing to the corner of the mouth and from the corner of the mouth, under the chin, to the other corner of the mouth.
 3. Eligible white, with underlying unpigmented skin, from the inside area of the ear is also included.
 4. White, with some underlying unpigmented skin, that starts in an eligible zone and continues into an ineligible zone to be counted, except for blaze white and lower lip white which will not count as eligible white.
 5. True white markings – True white markings have underlying unpigmented skin. Tail white with underlying unpigmented skin is to count as eligible color.



GRAY INDICATES QUALIFYING ZONE



FACE MARKINGS



Star

Strip

Blaze

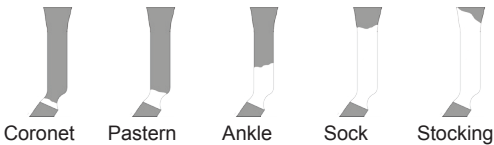
Bald

Apron

Bonnet

White

LEG MARKINGS



Coronet

Pastern

Ankle

Sock

Stocking

C. For Pintos with undocumented or unknown parentage or Pintos with undocumented color on Outcross Registration Papers

1. Horse Minimum Color Requirements – Four (4) cumulative square inches of eligible white in qualifying zone.
2. Pony Minimum Color Requirements - Three (3) cumulative square inches of eligible white in qualifying zone.
3. Miniature Minimum Color Requirements - Two (2) cumulative square inches of eligible white in qualifying zone.
4. Utility Horse Minimum Color Requirements – Four (4) cumulative square inches of eligible white in qualifying zone.

D. Non-Qualifying Areas of White

1. Lips of vulva will not be counted as eligible white.
2. Shaft of penis will not be counted as eligible white.
3. Inner sheath, not visible without physical manipulation of the area, will not be counted as eligible white.
4. Facial white inside a line from base of ear to corner of the eye, to the corner of the mouth on each side, base of ear to base of ear at top of head, and from corner of mouth to corner of mouth under chin will not be counted as eligible white.

E. Pinto Characteristics

1. Blue eyes
2. High leg white above knee or hock
3. White hooves
4. Multi-color hooves
5. Collective white in the eligible zones, but not enough to qualify for color.
6. Unpigmented skin

7. No discrimination is made concerning light or dark skin, or against blue, glass, or dark eyes.

C4. Solid Registry Requirements

- A. The Solid Registry is provided to record the bloodlines of animals with color documented in its pedigree which is solid colored, or which lacks sufficient body marking to be registered in the Color Registry. This registry also includes any solid colored equine that is registered with a PtHA approved outcross registry, as listed in Rule C11. PtHA does not require that a Solid animal have a Pinto parent.
- B. Qualifications
 - Solid color horses, ponies, miniatures or utility horses are eligible under the following conditions:
 1. Solid colored equine registered with an approved outcross breed.
 2. Colored and non-colored Appaloosa or POA pony.
 3. Any undocumented equine.
- C. Animals originally registered as Solid now qualifying under the current Color Registry requirements must be reclassified and are no longer eligible to be shown in Solid classes.

C5. Long Ear Registry Requirements

- A. The Long Ear Registry is provided to record the bloodlines of mules and donkeys. This division includes colored and solid mules and donkeys.

C6. Color Patterns

- A. General
 1. The ideal Pinto possesses a 50-50 color pattern distribution. However, the patterns and markings are extremely varied and are found in many colors ranging from the predominantly white to the predominantly solid.
 2. An all-white horse, pony, miniature or utility horse with a dark cheek, cap, spotted face or colored area on body is a Pinto.
 3. For registration purposes, only one pattern will be designated on the Registration Certificate.
 4. Tovero patterned equine will be listed as Tobiano
 5. Registrar has final say over pattern designation
- B. Tobiano (Toe-be-yah'-no)
 1. Head Color Characteristics
 - a. Least amount of white
 - b. Dark eyes, but blue eyes are still possible
 - c. Can be solid dark or minimal normal white markings and a white body
 2. Body Color Characteristics
 - a. Cross the top line
 - b. Cover one or both flanks
 - c. Spots can be oval, round
 - d. Extend over neck and chest
 - e. Body can be almost solid color
 3. Body White Characteristics
 - a. Body can be almost all white
 - b. Does usually cross back between withers and tail
 4. Leg Color Characteristics
 - a. Usually white on all four (4) legs, at minimum below hock and knees
 - b. Spots of dark color along the coronet band are often found (Coronet Spots)
 5. Color/White Edges
 - a. Crisp delineation between colored spots and white

- b. Border between color/white can be pigmented skin with white hair, i.e. shadow, halo bluish cast (blue zone)
6. General Characteristics
- a. Multi-colored tail hair
 - b. Small spots of color within larger white body white, usually have a “blue zone” (Ink Spots or Paw Prints)
 - c. Must have at least one (1) Tobiano parent.

Tobiano Pattern Examples



C. Overo (O-vair'-o)

1. Head Color Characteristics
 - a. Usually white as in a “bald-faced, apron-faced, bonnet-faced”
 - b. Eyes are often blue
 - c. Can have a pigmented upper lip
2. Body Color Characteristics
 - a. Can be predominantly dark
 - b. Color surrounds the centered white on body and neck
 - c. Does not usually cross the top line
3. Body White Characteristics
 - a. White markings are scattered and/or splashed
 - b. White markings are irregular
 - c. White is on the middle and sides of body and neck
 - d. Does not usually cross back between withers and tail
4. Leg Color Characteristics
 - a. Usually one leg is dark
 - b. All four legs can be dark
 - c. Dark legs can also have typical minimal white
5. Color/White Edges
 - a. Crisp delineation between colored spots and white
 - b. Can have pigmented skin between the white and color, covered with white hair just at the boundary
6. General Characteristics
 - a. Tail is usually one color
 - b. Overo includes the “frame overo, sabino overo, and splashed white overo”

Overo Pattern Examples



C7. Coat Colors

Bay, Bay Roan, Black, Blue Roan, Brown, Buckskin, Champagne, Chestnut, Cremello, Dun, Gray, Grulla, Palomino, Perlino, Red Dun, Red Roan, Seal Brown, Silver Dapple, Sorrel

C8. Breeding Restrictions

A. General

1. Any horse, pony, mini or utility with the following breeding and/or characteristics are NOT eligible for registration in the Color Registry
 - Appaloosa breeding and/or characteristics

2. Any Pinto developing Appaloosa characteristics after registration in the Color Registry is subject to having the registration moved to the Solid Registry.
3. Progeny of these animals will be additionally subject to possible review and cancellation.
4. There will be no refunds of any fees paid in conjunction with the registration of these animals.

C9. Height Classification and Requirements

A. General

1. Initial Height Classification.

- a. All animals, age 5 or under, must be registered initially in the same height classification as its parentage, unless the animal already measures over the classification height for said animal.
- b. Animals 6 years of age or older, should be registered in the applicable height classification, as determined by a PtHA representative, measured with a PtHA certified measuring stick.

2. Classification categories:

- a. Pony A Classification: over 39" and up to 43"
- b. Pony B Classification: over 43" and up to 50"
- c. Pony C Classification: over 50" and up to 56"
- d. Miniature Classification: 35" or less
- e. Miniature B Classification: over 35" and up to 39"
- f. Miniature Donkey Classification: 34" or less
- g. Miniature B Donkey Classification: over 34" and up to 38"
- h. Small Standard Donkey Classification: over 38" and up to 40"
- i. Standard Donkey Classification: over 40" and up to 48"
- j. Large Standard Donkey Classification: over 48" and up to 54"
- k. Miniature Mule/Hinny Classification: 38" or under
- l. Miniature B Mule/Hinny Classification: over 38" and up to 50"
- m. Mammoth Jackstock Classification: over 54" – No measurement required
- n. Saddle Mule/Hinny Classification: over 50" – No measurement required
- o. Horse Classification: over 56" (14 hands) at the withers. No measurement required
- p. Utility Classification: No measurement required
- q. Draft Mule/Hinny Classification: No measurement required, but must have draft horse breeding

B. Height Reclassification

1. An animal may be reclassified to the correct height classification, should said animal exceeds the maximum height for its current classification. (i.e. Miniature B to Pony A, or Pony C to Horse)
2. An animal may be reclassified to the correct height classification, should said animal fail to meet minimum height for its classification (i.e. Pony to Miniature B, or Horse to Pony C)
3. An animal may be reclassified by height once only, and may not change back to a previous classification.

C. Measurement of all animals

1. Stand the animal on a smooth, level, solid surface (i.e., cement, plywood) in such a position that the front legs are vertical and the back of the hocks are in a vertical line with the point of the animal's hindquarter.
2. The head is to be held low enough to reveal the highest point of the withers. With the animal in this position, measure the vertical distance from the highest point of the withers to the ground, using the arm of the measuring standard, with the animal standing square.
3. The measuring stick used by state/charter/local show representatives must be certified by the PtHA business

office, and can be purchased from a variety of sources, with a list of sources available from PtHA upon request. A charter or representative may request certification of a stick already in use.

4. A Pony may be measured unshod and then shown shod. The height of shoe does not count in the measurement, provided the Pony is measured unshod.
5. If a Pony is measured shod, the shoes are included in the total height measurement.
6. Toe And Heel
 - a. The length of the toe shall be determined by measuring the front of the hoof in the center from the skin line on the lower side of the coronary band to the ground, inclusive of pad and shoe, and exclusive of airspace caused from extending nail heads on the bottom of the shoe.
 - b. Rasping of nail heads is acceptable to provide an accurate measurement where shoe lies flat on the ground.

D. Measurement Certificate / Discontinuation of Permanent Measurement Certificates

1. Effective January 1, 2022, PtHA will no longer issue Permanent Measurement Certificates for any animals in any of its Registries.
2. Those animals that have been issued a PtHA Permanent Measurement Certificate, prior to 12/31/2021, may continue to use said Certificate at state, charter, and local shows
3. Every animal, in Classifications 'a' to 'I' in rule C9.A.2, must present an Annual PtHA Measurement Certificate, a Permanent PtHA Measurement Certificate, or be measured at each show.
4. All animals registered in classifications 'a' through 'I' in Rule C92 will be required to follow Pinto World Show and Pinto Color Breed Congress protocols, and will be measured by PWC or CBC officials. All measurements conducted at any PtHA produced event shall be considered final.
5. An Annual PtHA Measurement Certificate is valid from January 1 (or date of issue) through December 31 of the year issued.
6. An animal is subject to measurement in case of an official protest, per rule G14, regardless of possessing an Annual or Permanent Measurement Certificate.
7. A penalty or fine will be assessed against any Show Committee for failing to a) to measure animals in Classifications 'a' to 'I' in Rule C92; or b) to inspect and have on file a copy of an Annual or Permanent PtHA Measurement Certificate, prior to said animal showing in its first class of the day. It is the responsibility of the show Committee to measure animals and include a measurement report to PtHA following the completion of the show.

E. Measuring Standards.

1. Those applying for PtHA registration may use a veterinarian to measure his/her animal, solely for the purpose of determining correct height classification. PtHA will not accept a measurement application signed by a veterinarian for an Annual Measurement Certificate.
2. Those applying for an Annual PtHA Measurement Certificate are required to be measured at a show, or by a trained PtHA Representative, measuring the animal with a PtHA certified measuring stick.
3. Exhibitors will be required to produce an Annual PtHA Measurement Certificate, a PtHA Permanent Measurement

Certificate, or be measured at each state, charter, or local show.

4. Official training for PtHA measuring representatives will be available annually at the PtHA Convention, the Pinto World Championship Show, the Color Breed Congress Show, and as needed by PtHA.

C10. Type Designation

A. Responsibility

1. It is the responsibility of the owner to designate the conformation type of the horse, pony, utility or long ear being registered on the application for registration.
2. Conformation type is determined by the breeding and/or conformation characteristics.
3. Only one type is to be designated.
4. Miniature A and Miniature B Pintos are not classified by type.

B. Type Change

1. The conformation type of a registered Pinto may be changed only once in its lifetime. This request is subject to special review of the Registrar.
2. See Current Fee Schedule
3. All fees are non-refundable.

C. Horse Conformation Types

1. Stock Type Horse - The Stock type Pinto horse is a horse of predominantly Quarter and Paint breeding and conformation suitable for western, hunter seat, and a variety of other events.
2. Hunter Type Horse - The Hunter type Pinto horse is a horse of predominantly Thoroughbred and approved European Warmblood breeding suitable for hunter, western, and a variety of other events.
3. Pleasure Type Horse - The Pleasure type Pinto horse is a of predominantly Arabian, Andalusian and/or Morgan breeding suitable for western, hunter and saddle seat, driving, and a variety of other events.
4. Saddle Type Horse - The Saddle type Pinto horse is a horse of predominantly Saddle, Andalusian, Hackney or Tennessee Walking Horse breeding, displaying high head carriage and the animated, high action of these breeds and is suitable for western, saddle and hunter seat, driving, and a variety of other events.

D. Pony Conformation Types

1. Stock Type Pony - The Stock type Pinto pony is a pony of predominantly Shetland pony, Welsh pony or Quarter Horse breeding and conformation suitable for western, hunter seat, and a variety of other events.
2. Hunter Type Pony - The Hunter type Pinto pony is a pony of predominantly Welsh pony, Connemara pony or Thoroughbred breeding suitable for hunter seat, western, and a variety of other events.
3. Pleasure Type Pony - The Pleasure type Pinto pony is of predominantly Welsh pony, classic style Shetland pony or Arabian breeding suitable for western, hunter and saddle seat, driving, and a variety of other events.
4. Saddle Type Pony - The Saddle type Pinto pony is a pony of predominantly modern style Shetland pony, Hackney pony or American Saddlebred breeding, displaying high head carriage and the animated, high action of these breeds and is suitable for western, saddle and hunter seat, driving, and a variety of other events.

E. Utility Horse Conformation Types

1. Gypsy Type Utility Horse – The Gypsy Type utility horse is a horse of predominantly Gypsy Cob or Vanner breeding,

displaying a heavy build, short to moderate frame and suited for halter, driving, and performance classes.

2. Drum Type Utility Horse – The Drum Type utility horse is a horse of predominantly Draft or Gypsy crossbreeding with other draft type breeds, displaying a larger, taller frame and suited for halter, driving, and performance classes.

F. Long Ear Division Conformation Types

1. Donkey - to include Miniature Donkey, 'B' Miniature Donkey, Small Standard Donkey, Large Standard Donkey, Mammoth Jackstock.
2. Mule - to include Miniature Mule/Hinny, 'B' Miniature Mule/Hinny, Saddle Mule/Hinny and Draft Mule/Hinny.

C11. Outcross Registration Breeds

A. General

1. Individual cases involving breeds that are not on the recognized list will be considered and acted upon by the PtHA business office on an individual basis.
2. Large Draft horse breeds are prohibited in the previous four generations, except for utility classified horses.
3. Animals registered with an approved outcross registry will be accepted into the PtHA Registry in the same type designation as that of the outcross breed.

B. Horse

1. Stock/Hunter Types

- a. American Bashkir Curly Horse Registry
- b. American Buckskin Registry Association
- c. American Paint Horse Association (APHA)
- d. American Roan Horse Association (ARHA)
- e. American Quarter Horse Association, Inc. (AQHA)
- f. American Warmblood Society
- g. Appaloosa Horse Club (ApHC) (non-characteristic only for Color Registry with exception for Solid Registry)
- h. Belgian Warmblood Breeding Association
- i. Hanoverian
- j. Holsteiner
- k. Hungarian Warmblood
- l. International Buckskin Horse Association
- m. International Curly Horse Organization
- n. Jockey Club [Thoroughbred TB] (JC)
- o. North American Spotted Haflinger (NASH)
- p. Oldenburg
- q. Oldenburg of America
- r. Trakehner
- s. United States Trotting Association [Standardbred] (USTA)
- t. Westphalian

2. Pleasure/Saddle Types

- a. American Hackney Horse Society (AHHS)
- b. American Morgan Horse Registry (AMOHR)
- c. American Saddlebred Horse Association, Inc. (ASHA)
- d. American Saddlebred Horse Association of Canada
- e. Arabian Horse Registry (AHR)
- f. Canadian Arabian Horse Registry (CAHR)
- g. Dutch Harness
- h. Half Arabian Horse Registration (HAHR)
- i. International Andalusian and Lusitano Horse Association
- j. Missouri Fox Trotting Horse Breed Association (MFTHBA)
- k. National Show Horse Registry (NSHR)
- l. Paso Fino
- m. Pleasure Saddle Horse Registry
- n. Tennessee Walking Horse Breeders and Exhibitors Association of America, Inc. (TWHBEA)

C. Pony

1. Stock/Hunter Types

- a. American Paint Pony Registry
 - b. American Quarter Pony Association
 - c. American Shetland Pony Club (ASPC)
 - d. Chincoteague Pony
 - e. Connemara
 - f. North American Spotted Haflinger (NASH)
 - g. Welsh Pony & Cob Society of America, Inc. (WPSA)
 - h. Pony of the America (POA) (Solid Registry only)
 - i. International Chincoteague Pony Association and Registry (ICPAR)
 - j. In addition to these registries, all recognized outcross breeds for horses.
- 2. Pleasure/Saddle Types
 - a. American Hackney Horse Society (AHHS)
 - b. American Shetland Pony Club (ASPC)
 - c. Missouri Foxtrotting Pony
 - d. In addition to these registries, all recognized outcross breeds for horses.
- D. Miniature
- 1. American Miniature Horse Association, Inc. (AMHA)
 - 2. American Miniature Horse Registry (AMHR)
 - 3. Gold Seal Miniature Horse Registry
 - 4. International Miniature Horse Registry (IMHR)
 - 5. World Class Miniature
- E. Utility Horse (Draft, Gypsy and Drum Types)
- 1. American Haflinger Registry
 - 2. American Shire Horse Association (ASHA)
 - 3. Belgian Draft Horse Corporation of America (BDHCA)
 - 4. Clydesdale Breeders of the USA (CB)
 - 5. Friesian Horse Association North America (FHANA)
 - 6. Gypsy Cob and Drum Horse Association (GCDHA)
 - 7. Gypsy Horse Association (GHA)
 - 8. Gypsy Horse Registry of America, inc. (GHRA)
 - 9. Gypsy Vanner Horse Society (GVHS)
 - 10. International Drum Horse Association (IDHA)
 - 11. North American Spotted Draft Horse Assoc. (NASDHA)
 - 12. Percheron Horse Association of America (PHAA)
 - 13. The Gypsy Cob Society (Ireland) (GCSE)
 - 14. The Gypsy Cob Society (United Kingdom) (GCS)
- F. Long Ear Registry (Donkey and Mules)
- 1. American Council of Spotted Asses (ACOSA)
 - 2. American Donkey & Mule Society (ADMS)
 - 3. American Mule Society (AMA)
 - 4. American Mammoth Jackstock Registry (AMJR)
 - 5. International Miniature Donkey Registry (IMDR)
 - 6. North American Saddle Mule Association (NASMA)

C12. Initial Registration Procedures

The official Registry of the Pinto Horse Association of America, Inc. provides for the pedigreed registration of Pintos in either Color Registry, Solid Registry or Long Ear Registry.

A. General

- 1. Animals registered with an approved outcross registry with Pinto color or color breeding will be accepted in its respective division of the PTHA registry upon presentation of correct fees, a complete application, four (4) current color pictures, and a copy of the outcross Registration Certificate, provided other requirements are met.
- 2. Horse stallions with unknown or unregistered backgrounds (either sire or dam or both) are not eligible for registration.
- 3. The age of an animal shall be computed on the basis of a calendar year starting on January 1 of the year foaled; it is a weanling during the calendar year in which foaled and a yearling during the first calendar year following its foaling date,

regardless of the time of year foaled. For example, a horse foaled anytime in 2017 was considered to be one year old on January 1, 2018, and two years old on January 1, 2019.

4. Conditional Registration Program – The PtHA Conditional Registration Program provides Field Representatives the opportunity to issue temporary conditional PtHA Registration Certificates. All Conditional Certificates are temporary and conditional until approval of all criteria by the PtHA registration department. To qualify for eligibility of the Conditional Program, applicant must be a member of PtHA or applying for membership and MUST furnish the PtHA representative with ALL documents and fees required for registration. After receiving all documents and fees required, the PtHA Field Representative will issue a Conditional Registration Certificate which allows the applicant to show at PtHA approved show up to 90 days or until the application is accepted or rejected by the PtHA Registration Department. All final determination of registration eligibility remains with the PtHA office.
 - a. Conditional Registration Applications, complete with payment, photos and all supporting documentation must be sent to the PtHA Office within fifteen (15) days of issue, or Field Representative credits will be forfeited.
 - b. Conditional Registration Applications still incomplete ninety (90) days from date of issue will be “Dead Filed”, and considered null and void.
5. The name of the breeder on the registration application must exactly match the name of the owner of the dam as it appears on the dam’s registration papers or on the official lease documents.

B. Materials And Procedures

1. Application
 - a. Proof of Ancestry: A complete breeder’s certificate must be submitted with the application for animals to be registered with pedigree or background shown. A current copy of the approved outcross Registration Certificate verifying current ownership and pedigree may be submitted in lieu of the breeder’s certificate. A copy of the sire and/or dam outcross papers, if not PtHA registered, may be required.
 - b. Photographs: Four (4) current color photographs; one of each full side, one full frontal view and one full rear view are required. Photos should include all parts of the equine available in that view and be unobstructed by tack (halter acceptable), any other horses, riders, or fences in the foreground. Additional photos should be submitted to show color not evident in the usual four (4) photos mentioned herein. Scanned or computer generated photos printed on photographic quality paper are acceptable. Photographs must be a true and unaltered representation of the animal.
 - c. Fees: Appropriate fees must accompany the application. All fees are non-refundable and must be in US Dollars.
 - d. Animals not meeting minimum color requirements, but are otherwise eligible, will automatically be placed in the Solid Registry.
2. Acceptance
 - a. Upon receipt of a completed Registration Application, eligibility will be determined and a Registration Certificate issued. Any questionable case presented by the PtHA Office will be reviewed by the Executive Committee. The decision of the Executive Committee shall be final.
 - b. If either the PtHA Office, the Executive Committee, or Board of Directors deems it necessary, a personal inspection by a PtHA Representative may be required prior to making a final decision. The owner of the animal in question will

be responsible for taking the animal to the inspector or agrees to pay any costs incurred by the inspector for travel, meals, lodging, etc.

3. Scars And Brands

- a. All scars, brands and tattoos appearing on a Pinto should be shown on the Registration Certificate.
- b. Scars, brands and tattoos not appearing on the certificate will be added by the Association free of charge by submission of the Registration Certificate and a diagram showing the shape and location and date of injury, branding or tattooing, if known.

C. Naming A Pinto

1. Up to two 2) name choices may be submitted with each application for registration.
2. The following names are not eligible for use:
 - a. Names of an offensive, obscene or vulgar nature.
 - b. Names already in use.
 - c. Names containing punctuation, diacritical (accent) marks, apostrophes, numbers or Roman numerals.
3. PtHA reserves the right to deny a name for any of the above reasons, or when the name falls into a category not listed above, but is felt to be inappropriate for a family-oriented organization.
4. Translation must be submitted for names including a foreign word or words.

C13. PtHA Registration Certificates

A. General

1. Registration Certificates are the property of PtHA and may be retained at any time by PtHA as deemed necessary by the Executive Vice President and Chief Operating Officer.
2. Any Registration Certificate that is written upon, mutilated, damaged, soiled, stapled, punched, etc., becomes an invalid document, and a duplicate certificate must be issued. See current Fee Schedule.
3. No additional charge will be made for correction of inaccuracies or errors made by PtHA, provided that the owner returns the Registration Certificate within thirty (30) days from the date said certificate was mailed from the PtHA office.
4. Other minor substantiated additions and corrections to a Registration Certificate not requiring a new certificate will be charged a fee, and must be made by the PtHA Business Office or Registrar only. If a new certificate is required, the replacement fee will be charged and must accompany the substantiated changes.

B. Cancellation of Registration Certificate

1. Registration Certificate of any PtHA registered animal may be canceled by decision of the Board of Directors or Executive Committee after notice and hearing pursuant to Rule B10.M for the following reasons:
 - a. Improper registration procedures.
 - b. Falsification of registration documents.
 - c. Appearance of Appaloosa in the Color Registry or draft characteristics any time during the lifetime of the animal. Utility horses are exempt from the draft characteristic limitation.
 - d. Any improper activities which led to the ultimate registration of an animal ruled ineligible for registration.
 - e. Lack of required color upon inspection.
 - f. Unauthorized changes, additions, or alterations of the Registration Certificate.

2. A Registration Certificate is subject to correction and/or cancellation under the Rules and/or Bylaws of PtHA. PtHA will not be liable for any mistake on a certificate.
- C. Duplicate Certificate
1. A duplicate Certificate of Registration is a new Certificate of Registration issued when the original has been lost or destroyed. It is issued when sufficient proof of loss and proper identification of the horse has been submitted to the PtHA office.
 2. The PtHA may issue a duplicate Certificate of Registration if the current recorded owner or authorized agent files a properly completed and signed affidavit, duly notarized, stating the circumstances under which the original Certificate of Registration was lost or destroyed and pays the required fee. Affidavits are available through the PtHA. Such affidavit is to be accompanied by four current color photographs of the animal showing both sides, direct face, and rear view.
 3. If the present, actual owner, is not indicated in the PtHA's files to be the record owner, he additionally shall provide the PtHA with a properly completed and signed affidavit from the last recorded owner in order to obtain the duplicate Certificate of Registration. Such affidavit shall set forth the circumstances of the transfer and the identity of the person to whom he delivered the Certificate of Registration.
 4. If the application for the duplicate Certificate of Registration contains a discrepancy of such nature as to bring into question the identity of the animal, the Registrar may require inspection of the animal.
 5. In order to issue a duplicate Certificate of Registration when the record owner or authorized agent cannot be located to complete an affidavit (after all reasonable efforts by the actual owner and then by the PtHA office), the following items are required:
 - a. Properly completed and signed transfer reports or acceptable bills of sale reflecting each ownership change beginning with the record owner.
 - b. Four current colored photographs of the horse including both sides, direct face, and rear view.
 - c. The required fee for duplicate certificate.
 - d. The required fee for ownership change.
 6. Any person requesting a duplicate Certificate of Registration agrees as a condition to said application and issuance of the duplicate certificate to sign a hold harmless agreement and any other documentation required by the Registrar of the PtHA to hold the PtHA harmless from any suits, claims, or causes of action arising from the PtHA issuing a duplicate Certificate of Registration based on the applicant's request.
 7. In regard to involuntary transfer of title situations, including, but not limited to, court judgments and stableman's lien or security interest foreclosure, when it is proven to the PtHA's satisfaction that a previous owner is unavailable to submit an affidavit concerning the original Certificate of Registration or refuses to implement the court's judgment by delivering the original Certificate of Registration for transfer, at the PtHA's discretion and in the interest of equity, requirement of affidavit of the record owner may be waived and the current owner deemed eligible for a duplicate Certificate of Registration.
 8. For any duplicate Certificate of Registration issued pursuant to court judgment, stableman's liens or security interest foreclosures or any other type of legal proceeding, the applicant agrees to provide the PtHA with a hold harmless agreement and statutory documentation and original or

certified copies of all legal proceedings had and conducted in support of the application for issuance of the duplicate Certificate of Registration. Failure of the applicant to provide any documentation requested by the Registrar shall result in a refusal to issue the duplicate Certificate of Registration.

C14. Leases and Transfers

A. Lease Notification

1. For a lease of a Pinto to be recognized by the Association, whether for breeding, showing, racing, or other purposes, a Lease Notification form, signed by both the lessor and lessee(s), must be filed with the Association and the proper recording fee paid. Show committees may only accept a Lease Notification after it has been filed at the PTHA office and official written confirmation from PTHA has been received. On site leases are not allowed.
2. Owner of the Pinto and the person(s) leasing the Pinto must be current PTHA members.
3. The Lease Notification form must include the effective start date of the lease with all Lease Notification forms expiring automatically on December 31 of each year. Otherwise, a Lease Notification form may be terminated by filing a Lease Termination form signed by lessor and lessee. All Lease Notification forms will be subject to an initial lease fee and an annual renewal fee. All Lease Notification forms will be assigned a lease number linking all parties listed on the lease form by his/her PTHA membership number. Any change in lease terms (i.e. dates, names, etc.) require the filing of a new Lease Notification form with PTHA. Only one lease may be in effect at a time.
4. An official Lease Notification form allows amateur and youth members to show a leased horse in the amateur and/or youth division classes, and authorizes a lessee to execute all documents pertaining to the recognized activities of showing, regardless of any limitations in the actual lease agreement. A lessee is not allowed to transfer ownership of leased Pinto, sign breeder's certificates, stallion breeding reports or registrations. Enforcement against the lessee of limitation on use of the Pinto is the sole responsibility of the lessor.
5. Sale or transfer will terminate any previous agreement. Such termination will be effective on the date the transfer report is actually received in the PTHA business office.
6. A lessee will accumulate all points toward year end awards – local, regional or national— on a leased Pinto for Youth and/or Amateur events.
7. Owner will automatically be listed as lessee.
8. All Open points earned remain with the Pinto.
9. The horse may be shown by lessee(s); their immediate family only, as well as the official recorded owner of the Pinto.

B. Transfer of Ownership

1. Upon the release of ownership of a PTHA registered animal, the former recorded owner (seller) shall complete and sign as seller the Transfer Report Form and provide it to the new owner, along with the original PTHA Registration Certificate. Do not write on the actual PTHA certificate unless transfer report is on back of certificate.
2. Upon acquisition of a PTHA registered animal, the new owner (Buyer) shall:
 - a. Complete and sign as buyer the Transfer Report Form and forward completed form, along with original Registration Certificate and applicable fees, to the PTHA business office. Do not write on the actual PTHA certificate unless Transfer Report is on back of certificate.

- b. Aforementioned documents and fees must be forwarded to the PtHA business office within 120 days of the sale or change of ownership of the animal. Thereafter, a penalty fee must accompany the applications for transfer.

C15. Changing the Name of a Registered Pinto

1. After a Registration Certificate has been issued, any change to the registered name of a Pinto is considered a name change and subject to the following provisions:
2. The name of a registered Pinto may be changed upon written request accompanied by the Registration Certificate and the proper fee.
3. The requested name must comply with all rules concerning naming a Pinto. PtHA reserves the right to deny a name change when a Pinto has an extensive performance and/or race record or progeny record.

C16. Rush Fees

Additional fees apply for PtHA's Rush Fee Service. Any Registration Certificate or work requested in less than six weeks from the date it is received by PtHA will be considered rush work. The rush fee is a special handling fee in addition to the regular fees and must accompany the application or work. The time for complete processing is guaranteed only if work is complete and correct when received. See Current Fee Schedule.

C17. Breeder - Definition

- A. The breeder of a Pinto is the recorded/documented owner of the dam at the time she is serviced or bred by the stallion/jack, except when the dam is held under lease at the time of breeding (and written notification of such lease signed by the lessor is on file with PtHA at the time of registration), in which event the Registration Certificate shall show the lessee as the breeder.
- B. The name of the breeder on the Registration Application must exactly match the name of the owner of the dam as it appears on the dam's Registration Certificates or on the official lease agreement.

C18. Breeder's Certificates - Definition

- A. A complete breeder's certificate, signed by the recorded/documented owner(s) of the sire and dam at the time of service, must be submitted with the application for registration. A current copy of the approved outcross Registration Certificate verifying current ownership and pedigree may be submitted in lieu of the breeder's certificate.
- B. When a sire or dam is bred under a lease agreement, a copy of which is filed with the Association office, the Association will accept the signature of such lessee on breeder's certificates and stallion/jack breeding reports.
- C. Upon cancellation or other termination of any such lease agreement, the owner shall immediately give written notice to the Association and to the lessee, and signature of such lessee on breeder's certificates or stallion/jack breeding reports will not thereafter be recognized except for breedings which occurred prior to the date such notice is received.
- D. There will be no alterations to information on breeder's certificates. A breeder's certificate on which information has been changed shall not be acceptable for the purpose of registering an equine.

C19. Stallion/Jack Breeding Reports

- A. On or before December 31 of the breeding year, owners or lessees of any registered Pinto stallion or PtHA listed outcross stallion/jack must submit, with appropriate filing fee, a PtHA Stallion/Jack Breeding Report showing all mares/jennets bred to said stallion/jack during that year. This

report must include all breeding dates, registration numbers, owners of mares/jennets at time of breeding, and signature of stallion/jack owner.

- B. A late charge will be assessed by the Association for any Stallion/Jack Breeding Report not submitted by December 31, and this charge must be paid before the report will be accepted. Amended reports will be charged per each mare/jennet added or change made.
- C. There is an annual filing fee per Stallion/Jack Breeding Report. See Current Fee Schedule.

C20. Owner/Agent Authorization

- A. An owner/agent authorization form in which the owner of a Pinto as shown in the PtHA records authorizes another party to manage, stand to public, breed, and sign breeder's certificates must be made in writing and a copy of the agreement filed with the PtHA business office. Said agreement must include the full registered name and number of the Pinto and full names and addresses of all concerned parties as well as the authorized signature of the agent as it will appear on breeding certificates.
- B. The manager is responsible for filing a Stallion/Jack Breeding Report for each stallion/jack in his/her care during the duration of the managerial agreement.
- C. Even with owner agent form on file, only owner can sign transfer and registration application.

C21. Deceased Pintos

- A. When a Pinto dies, its Registration Certificate should be returned to the Association along with a signed statement noting the date of death.
- B. If the owner so requests, the certificate will be returned without charge after the proper notations have been made on the certificate and in the Association records.
- C. A report of death form is available from the PtHA office.

C22. Castration of Stallions/Jacks

- A. When a stallion/jack is gelded, his Registration Certificate must be returned to the Association along with a signed statement noting the date the Pinto was altered.
- B. The certificate and records of PtHA will be adjusted to reflect this information at no charge and the certificate will be returned.
- C. A castration notice form is available from the PtHA office.

C23. Blood Typing

- A. If, in the opinion of the Executive Committee, there is justifiable cause to question parentage of a foal, the Committee may require the foal and all sires and dams in question to be blood typed or DNA tested.
- B. The results of these tests, together with such other information as may be available, may be taken into consideration by the Executive Committee in its determination of the foal's parentage as recognized by the Association.
- C. The owner of the Pinto in question will be required to provide blood typing and/or DNA reports from an acceptable, certified lab and all fees and expenses are the responsibility of the owner.

C24. Artificial Reproduction Processes

- A. If the rules of a recognized outcross registry permit transportation of semen and/or rules allowing embryo transfers differ from PtHA, registration documents will be accepted in accordance with the rules of said Registry.
- B. Artificial Insemination
 - 1. No foal begotten by artificial insemination where more than 24 hours passed between semen collection and

insemination is eligible for registration unless semen was frozen.

2. A licensed veterinarian must be in attendance during any artificial insemination procedures and sign the breeding certificate as attending veterinarian.

C. Embryo Transplant

1. In regard to a Pinto foaled by a mare/jennet which is not its genetic dam, but which received the embryo through an embryo transfer technique; there is no limit to the number of registrations for eligible foals out of the donor mare/jennet.

D. Transported Semen

PtHA rules allow for the transportation of semen or frozen semen.

D. SHOWS: APPROVAL PROCEDURE AND REQUIREMENTS

D1. Application Process

A. Organizations, clubs, or individuals wishing to sponsor shows which will be recognized by PtHA must obtain the approval of PtHA.

B. Application

1. An Application for Show Approval form shall be secured from PtHA, properly completed and submitted to the PtHA Business Office a minimum of sixty (60) days prior to the first date of any proposed show.
2. A completed and signed application for show approval shall consist of the following:
 - a. A signed Show Approval Application for the current year.
 - b. A premium list/show bill of all classes for Pintos in the entire show, whether or not all of the classes are limited to PtHA registered animals.
 - c. Names of Judges.
 - (1) Judges must be selected from the current approved list of PtHA Judges.
 - (2) Upon request, the PtHA office will furnish a list of qualified and approved Judges to organizations, charters, or persons sponsoring a show.
 - d. A copy of entry form to be used.
 - e. The appropriate show approval fees must be included. See current fee schedule.

C. All applications and plans for the show must conform to the complete PtHA Pinto Show Rules as set forth in this rule book. The correctness of the class list as submitted to PtHA is the responsibility of the Show Committee. PtHA is not responsible for any errors or omissions on such list.

D. Back-to-back shows (one complete show on Saturday and one complete show on Sunday) are each separate shows and must have separate applications.

E. Signatures on Applications for Show Approval

1. Directors may sign as authorized representatives on show approvals for open and other breed shows with Pinto classes.
2. State or County Fair show managers may sign for state or county fair shows offering Pinto classes.

F. Application Approval

1. If the application is satisfactory, the PtHA business office will issue a statement of official approval.
2. If the application is not satisfactory, the PtHA Business Office will either notify show officials of what factor(s) need to be rectified so that the show or contest may be approved.

3. The PtHA Business Office shall notify show officials and give the reason(s) for disapproval.
 4. Charters and/or show sponsors may not post show premiums/bills until PtHA show approval has been received. Posting show information before a show has been approved could result in a fine issued by PtHA.
- G. Failure to complete Show Application
1. Failure of the applicant or individual to acknowledge and respond to the PtHA correspondence in a timely fashion, regarding the Show Approval Application, will result in said application being closed and dead filed. All fees will be forfeited.
 2. Upon receipt of incomplete work, the PtHA Business Office will contact the individual listed as the contact person on the Show Approval Application in writing. If requested items are not forthcoming within thirty (30) additional days, a second written notice will be mailed. If requested items are still not forthcoming within an additional thirty (30) days, a final notice will be mailed. If no correspondence is received by the PtHA Office within thirty (30) days thereafter the file will be closed and dead filed. All monies paid shall be forfeited.
 3. When an application has been inactivated and placed in the dead file for any reason, the following requirements must be met to re-open the file:
 - a. Payment of applicable fees
 - b. Submission of any documents necessary to complete work unless the show date has already passed in which case no points will be awarded.
- H. PtHA reserves the right to limit the number of shows per calendar year sponsored by the same organization or management.
- I. PtHA reserves the right to change, revise, subject, adjust, or update show approval and/or minimum requirements.
- J. Show approval does not carry over from year to year and must be obtained for each individual show.
- K. The show approval fees will be assessed based on show structure. See Fee Schedule.
1. Single Judge PtHA show
 2. Multi-Judge Show, two (2) to four (4) Judges
 3. Jubilee Show
 4. Futurity Show
 5. Speciality Show/Event
- L. Show Application Deadlines
1. All show applications must be received by December 31 of the previous year at the current show approval fees. A show application submitted after the 12/31 deadline will still be considered, however, the approval fee will be doubled.
 2. Application(s) for show approval shall be postmarked to the PtHA at least sixty (60) days prior to the show entry deadline or show date, whichever comes first. Any application mailed outside the continental US must be postmarked sixty (60) days prior to the show or contest entry deadline or show date, whichever comes first.
 3. Show Approval Application will be denied if postmarked less than sixty (60) days prior to the show or contest entry deadline or show date.
 4. PtHA will number the weekends, starting with the first weekend of each year. Priority approval for a show will be offered to a group or charter that desires renewal of the show for the same numbered weekend, assuming approvals are consistent with all applicable PtHA rules.

- M. All PtHA-approved shows must have PtHA judge(s).
- N. Four (4) ROM classes shall be required before a show can be PtHA approved.
- O. Changes to the Show Application and/or Show Approvals
 - 1. Show Bill/Premium List
 - a. Once the show bill or premium list is submitted, the list of classes can be amended up to forty-five(45) days prior to the show by written notification to PtHA.
 - b. All changes to the show application and/or show bill/premium are subject to re-evaluation of the show approval by PtHA.
 - 2. Judges
 - a. If a Judge is unable to fulfill a judging commitment, the PtHA Business Office must be notified in writing immediately.
 - b. Judges that are within traveling distance of a show that have judged the show in the previous year, may be used as a substitute Judge in emergency situations, without penalty (i.e. original Judge becomes ill/injured during or immediately before the show).
 - 3. Cancellation of Show Dates
 - a. Charters or show sponsors that cancel its show dates must notify PtHA immediately.
 - b. Shows that are canceled or postponed due to weather may apply for "rain dates" by contacting the PtHA Business Office.

D2. Approved Show Classes

- A. All classes included in this rule book are ROM pointed except where noted otherwise.
- B. Premium list/show bills must indicate if classes are NON-ROM or NON-point earning classes as, but not limited to:
 - 1. Green Horse
 - 2. Green Rider
 - 3. Leadline
 - 4. Costume
 - 5. ALL Novice (Youth and Amateur)
- C. Open performance classes may be divided on a show bill submitted to PtHA for approval by type of Pinto, and/or sex of Pinto, and/or age of Pinto for each performance class.
- D. All Grand/Reserve classes must be treated as a separate class, with a separate Judge card and separate class number on the premium list or show bill.
- E. See Section J for Halter class show bill specification approval.
- F. See Section W for Amateur class show bill specification approval.
- G. See Section Y for Youth class show bill specification approval.

D3. Exhibitor Entry and Fee Uniformity

- A. Each exhibitor must be a current PtHA member in good standing in order to show at a PtHA approved show.
- B. The owner(s) of each Pinto must be a member in good standing in order for said Pinto to show at a PtHA approved show.
- C. No PtHA-approved show may require that an exhibitor must enter or pay fees for a Pinto in a halter class in order for that Pinto to be eligible to compete in a performance class, nor may the management require a Pinto to be entered in a performance class in order that it may be shown at halter, with the exception of Performance Halter classes. Such entries are made at the option of the exhibitor.
- D. At no time may a PtHA-approved show offer reduced entry fees to members of its charters. All fees will be uniform, whether to members or non-members of PtHA. Additionally, any requirements imposed upon exhibitors must be applied

consistently and equally to all. Failure to adhere to the above can result in withholding of future show approvals.

- E. All shows approved for PtHA ROM points must be open to all PtHA members in good standing.
- F. No Charter may require an exhibitor become a member of the Charter in order to show.

D4. Balancing Classes Offered

- A. Show Committees should attempt to offer a balanced premium. Example: If a junior horse class is offered, so should a senior horse class be offered.
- B. No discrimination between ages, types, etc. should be made.

D5. Specific Classes Offered

- A. Shows may be held that are solely for all Youth, Amateur, one division (example – Miniature), one type, etc.
- B. A Show Committee is not required to offer all divisions.

D6. Limitations

- A. At least four (4) point-earning classes, excluding timed events, are required for a show to receive approval.
- B. Shows produced by a PtHA Charter that conflict with the PtHA World Championship Show, the Pinto Color Breed Congress, or the PtHA General Membership Meeting & Convention will not be approved.
- C. Approval for any show on the weekend after the World Championship Pinto Show will be at the discretion of the PtHA Office.
- D. All applications for shows with names containing the verbiage Regional, National, World, or Congress must be approved by the PtHA Executive Committee.
- E. Distance Between Shows
 - 1. A show may be approved on the same day as another PtHA approved show if the two are not located within two-hundred-fifty (250) highway miles of each other.
 - 2. A distance exception may be considered for State, Regional and County fairs, along with major livestock shows hosted on the same day.

D7. Premium List

- A. All PtHA recognized classes offered at approved shows must be conducted and judged in accordance with the specifications of the current PtHA Rule Book.
- B. The premium list/show bill of every approved show must contain the following:
 - 1. Name of the show secretary
 - 2. Name of the officiating judge(s)
 - 3. Date, exact location, and starting time of the show
 - 4. Entry fees and other fees
 - 5. Disclaimer naming PtHA
 - 6. Classes that are Non-ROM are to be designated as such
 - 7. Closing date of entries
 - 8. Contact information for the show management.
- C. Premium lists/show bills/entry forms should be printed in order to insure uniformity.
- D. All shows must abide by the entry fees listed on its premium list/show bill.
- E. An approved show will not be permitted to start earlier than the advertised schedule.
- F. An approved show will not be permitted to modify and revise the class schedule without approval of the PtHA Business Office.
- G. Restrictions not clearly printed in the premium list/show bill may not be enforced at the time of the show.

D8. Entry Forms

- A. May contain:
 - 1. Logo for the charter/club/sponsoring group.
 - 2. Names of Judges for the show.

B. Must Contain:

1. Disclaimer – “Incomplete entry form may result in a loss of PtHA points.”
2. Labeled areas on form for the following:
 - a. Back number
 - b. Name of Show
 - c. Date of Show
 - d. Pinto Registration Number
 - e. Registered Name of Pinto
 - f. Owner or Lease ID Number
 - g. Owner or Lessee Name
 - h. Contact information for Owner or Lessee
 - i. Boxes to circle providing information
 - (1) Classification (horse, pony, miniature, utility horse or Long Ear)
 - (2) Sex (Mare, Stallion, Gelding, John, Molly, Jack, Jennet)
 - (3) Pattern (Overo, Tobiano, Solid)
 - (4) Type (Stock, Hunt, Pleasure, Saddle, Gypsy, Drum, Mule or Donkey)
3. Statement – “Only one Pinto, Youth, Amateur, or Open Exhibitor per form”
4. Spaces to identify the following:
 - a. Youth Exhibitor
 - (1) Youth Name
 - (2) PtHA Membership Number
 - (3) Contact Information
 - (4) Birth date
 - (5) Relationship to Owner
 - (6) Classes entered
 - b. Amateur Exhibitor
 - (1) Amateur Name
 - (2) PtHA Membership Number
 - (3) Contact information
 - (4) Birth date
 - (5) Relationship to Owner
 - (6) Classes entered
 - c. Open Exhibitor
 - (1) Exhibitor’s Name
 - (2) PtHA Membership Number
 - (3) Contact Information
 - (4) Classes entered

D9. Classification Of Shows

- A. Shows are classified according to the actual number of entries in all Pinto classes. This includes qualifying halter (excluding Champion and Reserve Halter), Color, Amateur, Performance, and Youth events.
- B. Each group in a group class is counted as one entry.
 1. Class A – shows with 175 or more entries
 2. Class B – shows with 101 through 174 entries
 3. Class C – shows with 51 through 100 entries
 4. Class D – shows with 0 through 50 entries

E. SHOWS**E1. Single Judge and Multi-Judge Shows**

- A. Multi-judge shows are separate, single-judge shows conducted simultaneously in the same ring on one day or over multiple days. Completely separate results forms must be filed for each show.
- B. Charters may be limited in the number of multi-judge shows or back-to-back multi-judge shows held in a calendar year, if such limitations would be in the best interests of the Association.

- C. Exhibitors at multi-judge shows are entering and competing in multiple separate shows simultaneously, therefore shall be charged multiple PtHA office charges (one for each show), and show management shall provide multiple sets of awards (one for each show) if awards are offered.
- D. Show management may not combine any qualifying, complimentary, or championship class from one of the shows or judges with another into one event resulting in one award. Each show and class list is to be a separate entity.
- E. One show representative may cover both/all shows, filing separate reports, of a one-day or weekend, multi-judge event, or there may be separate show representatives for each show.
- F. Timed events based on a point score, such as Jumper, shall be conducted once with both/all judges submitting separate score cards, or individual goes may be required. Such a decision shall rest with the show management.
- G. A Judge can not judge two (2) shows within 150 miles of each other within thirty (30) days.
- H. In a multi-judge show, the ring stewards must remove an entry from the arena if the majority of the judges disqualify a horse.
- I. Multiple-judged shows must have each judge work independently. There shall be no consultation or visiting between judges during the actual judging, except that judges may consult regarding whether a disqualification, 5-point penalty or 3-point penalty occurred in any scored class in any division if a scribe, show manager, ring steward or other person designated by show management is present during the consultation.

E2. Jubilee Show

- A. At least two (2) charters from the same zone must participate together to host a Jubilee show. Each charter is allowed to be a participating charter in only one Jubilee show that has been approved by PtHA per calendar year. If there is no Pinto charter in a Zone, then one Jubilee Show will be granted per zone to be hosted by an organization other than a charter.
- B. Jubilee shows are three judge shows. A PtHA judge may not officiate at more than one Jubilee show annually, unless the show locations are separated by a minimum of 500 miles.
- C. Only one Jubilee Show will be sanctioned per show date annually within 250 miles of each other. Jubilee shows cannot be combined with any other show(s).
- D. Point-Earning Classes
 - 1. Exhibitors will receive regular PtHA ROM points for each Judge placing. All Classes will be awarded points using the regular PtHA ROM point system, per Rule G20. Judges will place seven Pintos on his/her card, as entries permit.
 - 2. Upon receipt of the completed show results at the PtHA Office, Exhibitors will receive one (1) extra set of points based on the 3-judge average. Any system may be used to tabulate and report the show results, however, the PtHA office will calculate the Average Card when PtHA receives the results. Average show results from a Jubilee Show will be posted to e-Pinto.
 - 3. PtHA ROM points will not be awarded in any class with less than three entries.
 - 4. Exhibitors will receive PtHA ROM points for each individual Judge Grand & Reserve placing, as well as for the Average Card.

5. The average Grand and Reserve Halter champions will receive one extra set of Grand & Reserve points based on the 3-judge average. (The Average Grand & Reserve Champion Halter placings will be determined by averaging the Grand and Reserve Champion Halter placings from all three judge's cards).
6. In Grand and Reserve halter classes with four (4) or more entries in the Grand and Reserve callback class, the Grand Champion will receive four (4) points and the Reserve Champion will receive three (3) points. In callback Grand and Reserve halter classes, if there are fewer than 4 entries in the Grand/Reserve class, no ROM points will be awarded unless at least one of the qualifying Halter classes had a minimum of four entries, in which case the Grand Champion will receive four (4) points and the Reserve Champion will receive three (3) points. All Grand & Reserve ROM points will be calculated and awarded after the show results are received and verified by PtHA.
7. All average and individual Judge placings will count toward PtHA lifetime ROM award requirements.

E. Management

For shows that are sponsored by multiple charters, it is recommended that each charter names at least one representative to sit on a Jubilee Show Board to determine the specifics of said Jubilee Show. It is suggested that each charter contribute an equal share to a fund from which the start-up costs of the show are made available to the show management. Any show profits/losses would be split equally among the charters contributing to the fund or be used to continue the fund.

F. Scheduling And Approval

1. The hosting charters should work with the PtHA office in reviewing judges being considered for a Jubilee show.
2. Applications for Jubilee Show dates should be submitted no later than December 31 of the year preceding the show.
3. Application is to be made by the sponsoring board or charter. Charters are not required to host a Jubilee show.
4. Exceptions may be made in the case of state and national fairs or shows that have been approved prior to the receipt of the Jubilee Show application.

G. PtHA may host a Jubilee show in any area where none is being offered or hosted.

H. Fee Structure

1. Contact the PtHA Office for Jubilee Show Fee Schedule.
2. Jubilee Show fees are assessed per Pinto and per entry and must be paid to the PtHA Office when the show results are submitted to PtHA, or within 15 days after completion of the show.

E3. Regional Show – Contact PtHA Office

E4. Congress Show – Contact PtHA Office

E5. National Show – Contact PtHA Office

E6. World Show

- A. PtHA will sanction one show each year to be the World Championship Pinto Show.
- B. There shall be a standard class list of those regular point-earning halter and performance classes that display Pinto in various capacities. The premium list may include a very limited number of non-point-earning classes that promote the breed (e.g., Get of Sire).

- C. There shall be a Youth Activities division as well as an Amateur division, consisting of regular point-earning Western and English Youth and Amateur classes, respectively, with one or more age groups.
- D. A single class of a performance event (e.g., Western Pleasure) may receive World Championship status, or an event may be divided into preliminary qualifying classes followed by a World Championship Finals class for the event.
- E. A four judge system will be used. One set of points shall be awarded for each judge's placing, however, the low score will be dropped for the average card placing. One set of points will be awarded on the average card. Ribbons or awards for individual judge placings may be given.
- F. World Shows may be held outside the U. S. as deemed appropriate by PtHA.
- G. The number of points awarded to the winner in any class at the World Show where there are three (3) entries shall be a single point per judge, and a single point for the average placing. No points will be awarded to World Show classes with less than three (3) entries.

E7. Pinto Special Events & Speciality Shows

Special Events and Speciality Shows are approved by PtHA on an individual basis. Contact PtHA Office for more information.

E8. Futurity Shows

- A. Show Application
 - 1. Futurities require separate approval using a separate show application form and separate approval fees. (See Fee Schedule)
 - 2. Futurity classes will be approved on an individual basis as a separate activity if held in conjunction with a show.
 - 3. A copy of all futurity rules and regulations must be sent with the application.
- B. General Rules and Regulations
 - 1. Futurity classes (Halter or Performance) will NOT receive ROM points.
 - 2. Money won will be tracked for the Futurity High Money Earner Award given to the highest money earning Pinto for that year.
 - 3. Entries in futurity classes are not included as part of the official number of entries in a show.
 - 4. Rules
 - a. All PtHA rules apply.
 - b. No Futurity rules may be restrictive in nature. Futurities must be open to all eligible entries.
 - 5. Judging
 - Futurities may be single or multi-judged.
 - 6. Results Reporting
 - a. Show results must be reported separately.
 - b. Show results fees must be paid separately.

F. SHOW MANAGEMENT

F1. General Responsibilities

- A. The show manager and show secretary must each be a current Individual (adult) PtHA member in good standing. The show manager shall be responsible for the proper organization and conduct of a PtHA-approved show.
- B. The show manager shall enforce all rules of the Association from the time entries are admitted to the show grounds until their departure. Each approved show shall have a copy of the current Association Rule Book available for reference at all times during the show.

- C. The show manager shall appoint a show representative and supply him/her with the necessary forms.
- D. The show manager shall eliminate a contender who has made an entry of horse, pony, miniature, utility horse, long ear, rider, handler, or driver that is ineligible.
- E. The show manager shall prevent the abuse of a horse, pony, miniature, utility horse or long ear anywhere on the grounds.
- F. Classes shall be combined first by type, next by sex, and last by age.
 - 1. At the earliest possible moment, the show manager shall notify interested exhibitors if a class does not fill and is canceled or combined.
 - 2. Once a Show Committee makes the decision to cancel, or combine a class, that decision is final, even if late entries change the status.
 - 3. Classes may be combined or cancelled if there are insufficient entries to earn ROM points.
 - 4. A Show Committee shall determine a class, if less than three (3) entries, will be held or cancelled.
 - 5. No ROM points are awarded for classes with less than three (3) entries.
- G. The show manager shall notify the Association of any retirement ceremony held at the show.
- H. The show manager shall report in writing to the Association, within 60 days of the close of the show, the name of any exhibitor whose fees are not negotiable.
- I. In the event that any person participating at a show shall commit an offense or violation as described in the rules, the management of the show may, at its discretion, disqualify such person and/or his/her entries from further participation in said show only. Any such offense shall be reported to the Association for whatever further action is deemed necessary.
- J. The show manager shall pay premiums and other indebtedness of the show. Failure to do so subjects the show to a penalty.

F2. Show Representative

- A. General
 - 1. There shall be a show representative at every PtHA-approved show or division.
 - 2. The show representative shall be chosen by show management, and his/her name shall be posted and/or announced at the show.
 - 3. A show representative must be a current, Individual (adult) member in good standing with PtHA and not on suspension from any other organization.
 - 4. A show representative may compete in any class at that show for which he/she is eligible.
- B. Duties
 - 1. To fill out the form(s) provided by show management and return them to the PtHA business office within fifteen (15) days of completion of the show(s).
 - 2. To report to PtHA on the conduct and performance of the judge(s), ring steward(s), and show management, and any violations of the rules.
 - 3. To report to PtHA conduct by an exhibitor or any other party on the show grounds which appears detrimental to the best interest of the breed, an individual animal, or the Association, and any violations of the rules.
 - 4. To report to the show management any misrepresentation or substitution of entry and report same to PtHA. To report to show management and PtHA any violation of PtHA rules he/she observes during the show(s).

F3. Ring Steward

- A. The ring steward is to assist the judge(s), but never to advise him/her. He/she shall carefully refrain from discussing or conferring, or seeming to discuss or confer, with the judge about the animals or exhibitors. A ring steward shall not take part, or seem to take part, in any of the judging. When not actively engaged in his/her duties, the ring steward shall place himself/herself in such a position so as not to interfere with the judging.
- B. The ring steward has charge of the activity in the ring or arena. The judge may request that the ring steward move and place animals as he/she advises. The ring steward shall be familiar with normal horse show procedure, etiquette, and PtHA rules.
- C. The ring steward has the authority, upon request of the officiating judge, to ask an exhibitor to remove his/her Pinto for the safety of other exhibitors and spectators.
- D. The ring steward shall perform any other duties prescribed to him/her in these rules or any reasonable request from show management.
- E. A person may not serve as ring steward if he/she or any member of his/her family or any family owned animals have not yet finished showing at that show.

F4. Judges

- A. General
 - 1. Judges must be selected from the current approved list of the Pinto Horse Association. Upon request, the PtHA business office will furnish a list of approved judges to organizations or persons sponsoring shows.
 - 2. All judges are subject to the following conditions:
 - a. A judge must be a current member in good standing with PtHA to be eligible to judge a PtHA-approved show. All judges will be required to annually renew his/her PtHA membership and PtHA judge's card per Rule A7. There will be an annual judge's card renewal fee.
 - b. Any person suspended by PtHA for cause will be automatically removed from the list of approved judges, and must reapply for approval in the usual manner.
 - c. Designation as an approved Pinto Horse Association judge is a privilege only, not a right. This privilege may be bestowed by the Judges Committee of PtHA in accordance with the procedures set up by this committee. Among the qualifications sought are equine expertise, personal character, and interest in the Pinto breed. An individual's conduct as a member, exhibitor, and judge, as well as his/her ability, are subject to review by the Executive Committee.
 - d. Removal of an individual from the Association's list of approved judges for any reason, including, but not limited to, suspension from membership, denial of Association privileges, or failure to comply with the Association rules, shall be with no provision for automatic reinstatement. Upon regaining eligibility for approved judging credentials, the individual may apply for reinstatement under the current procedures for admission of a new applicant.
 - e. If a PtHA carded judge does not attend and complete a PtHA sponsored Judges Seminar within a three (3) year period, his/her card will not be renewed.

- f. Rule book tests may be required of judges as deemed appropriate by the Judge's Committee, selectively or as a group, at any time for any reason.
 - g. A PtHA judge is required to judge at least one (1) approved PtHA show every two (2) years in order to maintain his/her status as an approved judge.
 - h. A PtHA judge shall not intentionally solicit, without prior invitation and judging assignment.
3. Judge Approval
Contact the PtHA concerning the approval process.
4. The Executive Committee, in addition to any other valid ground or reason, may revoke the judge's card of any person:
- a. Who has been convicted of a crime punishable by imprisonment in state or federal prison, or who has been convicted of a crime involving moral turpitude;
 - b. Who has made a material misrepresentation or false statement to the Judges' Committee or its agents in his or her application for a judge's card or otherwise, or who fails to answer any material question on the judge's application or in the judge's card process;
 - c. Who is suspended from or has been denied judging privileges in APHA, ApHC, PHBA, USEF, AQHA or any other recognized equine association;
 - d. Who has committed any acts in connection with the horse industry which were fraudulent or in violation of a trust or duty;
 - e. Who has unlawfully engaged in or has been convicted of possession, use or sale of any narcotic, dangerous drug or marijuana;
 - f. Who has violated or who aids, abets or conspires with any person to violate any provision of the rules of the PtHA;
 - g. Who, after accepting a judging commitment, has not made all reasonable effort to judge such show or has not timely communicated to show management any inability to complete such commitment;
 - h. Who does not, at all times, conduct himself/herself in an exemplary and professional manner, such as not showing courtesy and respect towards show management, exhibitors and spectators and not wearing appropriate attire while judging an PtHA approved or sponsored show.
 - i. Who is not physically able to move normally about the arena without aid in order to perform prescribed duties; or who must judge from a sitting position; or who does not have normal vision, corrected by eyeglasses or contact lenses. Provided, however, that any person who is otherwise qualified to be a PtHA judge but for a disability recognized under the Americans with Disabilities Act ("ADA") shall not be denied status as a PtHA approved judge. Furthermore, Show Management that has hired a PtHA approved judge to judge a PtHA approved show has the authority to relieve said judge from his/her duties if the judge is not physically able to move normally about the arena without aid in order to perform prescribed duties; or who must judge from a sitting position; or who does not have normal vision, corrected by eyeglasses or contact lenses.

B. Regulations & Conduct

- 1. A judge shall not be an exhibitor, show representative or manager at any show at which he/she is officiating. When shows are held back to back, the judge may not participate in, or observe the classes, prior to the judging of the show at which he/she is officiating.

2. No Pinto that has been leased from or sold by a judge or his/her employer within six (6) months prior to the show may be shown before said judge.
3. Unless said relationship is terminated within six (6) months prior to the show, a judge shall not adjudicate in a class in which any of his/her family members, clients, or Pintos are competing; in which his/her trainer or trainer's clients or his/her Pintos are competing; or in which clients of a member of his/her family are competing.
4. No individuals, nor his/her Pintos, may show before a judge with whom, within six (6) months prior to the show, he/she, or his/her parent, guardian, or instructor has had any financial transactions in connection with instruction or the sale, purchase, lease, board, or training of said Pinto. (Stud fees and broodmare board excluded.)
5. In a multi-judge show, an exhibitor may show before a judge with whom he/she has an exhibitor/owner/judge conflict of interest, provided the exhibitor/owner advises the show office of that fact prior to entering the class, and the show office must advise the judge not to place that horse/ exhibitor on his/her card. However, that entry does count as a class entry.
6. A judge shall not discuss with an exhibitor the purchase, sale, or lease of any Pinto during a show at which he/she is officiating.
7. Judges shall not fraternize with exhibitors, nor seem to fraternize with exhibitors, either in the show ring or at any common place on the show grounds. See Rule G5.B.
8. A Judge shall not be accompanied by a spouse, son, daughter, or any other relative or companion to the show grounds when adjudicating a horse show.
9. A judge shall not appear on the show grounds prior to thirty (30) minutes before judging is to commence. A judge shall not visit in the horse barns, nor with owners, nor inspect or discuss any Pinto entered in the show before the judging nor shall he/she review the judging program until after the judging has been completed.
10. A judge may not officiate at the same show or for the same sponsoring charter two (2) years in a row. No person may judge more than two (2) approved shows, in one (1) state in the United States or in one (1) province in Canada or in one (1) other country in one (1) calendar year. (Exclude special Pinto events and state or county fair shows or single classes.)
11. Failure of a judge to attend a show to which he/she is committed or to perform his/her duties at the show shall constitute cause for disciplinary action except in case of extreme emergency.
12. Judges should be excused or excuse him/herself from the immediate area when presentations involving Pintos being shown are being made in the arena.
13. PtHA Judges and Ring Stewards are prohibited from smoking or chewing tobacco, or using cellular phones, beepers or any electronic communication devices in the arena while a class is being judged at an approved show, except for communication devices used and approved by the show committee.
14. Judge shall not assist in the actual performance of the Pinto/exhibitor on the day of, prior to, or during the class.
15. Judge shall not observe with intent to judge the performance of any Pintos/riders/handlers during practice sessions or warm-up periods prior to the class.

16. Recommended attire for an individual to wear while judging includes shirt, blouse, vest or jacket with long sleeves and collar, pants or slacks and boots or sturdy shoes. It is further recommended that a judge wear a Western or conservative hat, where suitable, at an approved show or event. Where show circumstances are best served by alternative attire, (i.e. a formal performance), tasteful, conservative attire is recommended.

C. Responsibilities

1. No judge shall determine the eligibility for registration of any entry in the ring, and shall refrain from making comments regarding the same.
2. The decision of a judge constitutes solely his/her individual preference and not a verdict by the Association.
3. The judge shall have the authority to place each class entrant in the order in which he/she determines entrant places in comparison to other entrants in that class. In no case may a judge place an entrant lower than the actual number of entrants in that class.
4. A judge must excuse from the ring any unruly Pinto, or one whose actions threaten to endanger other exhibitors or entries. A judge may excuse from the ring any exhibitor for bad conduct.
5. The judge shall examine and check for lameness of all equine brought into any class (Color Class excluded). This is essential regardless of whether or not the competition indicates it is necessary. Obvious lameness is:
 - a. Consistently observable at a trot under all circumstances.
 - b. Marked nodding, hitching or shortened stride.
 - c. Minimal weight-bearing in motion and/or at rest, an inability to move.
 - d. The judge shall communicate any lameness to his/her ring steward who must remove an entry from the arena at the judge's discretion. In a multi-judge show, the ring stewards must remove an entry from the arena if the majority of judges disqualify said entry due to lameness.
 - e. Obvious lameness is cause for disqualification.
6. Once the gate is closed, class has been run, judges cards signed and turned in, the class is considered complete.
7. After a judge has placed a class and signed the judge's card, a class will not be re-judged and the judge's record shall not be changed, with the exception of clerical corrections. If clerical corrections, initiated by show official(s) (typically announcer, but could also be show secretary, manager or ring steward) are made to a judge's card, such changes must be approved and initialed by the judge.
8. Judges at all PtHA ROM-approved shows must select at random one (1) English performance class and one (1) Western performance class, in which the bit of each Pinto in that class will be dropped for inspection in the lineup before awards are presented. Riders must be dismounted prior to bit inspection. One handler is allowed in the ring and it is permissible to put a halter on the Pinto for safety reasons. When the chosen class is in the ring and the gate is closed, the judges should make the announcement that bits will be inspected in that class and handlers with halters should be available at the gate, to enter the ring if necessary.
9. A PtHA judge may not officiate at multiple Jubilee shows in the same year, unless shows are separated by a minimum of 500 miles.
10. Judge shall choose/approve patterns for any class requiring a pattern.

F5. Ribbons

- A. If an approved show offers ribbons, said ribbons must be offered through at least six placings in all classes. At the option of the Show Committee, ribbons and/or awards may be given on average placings in multi-judge shows, but awards offered must be published on the show bill.
- B. An approved show located outside the United States may conform to the practice of the country in which it is situated with respect to the color of the ribbons used. At approved shows in the United States the ribbons shall be the following colors:
 1. Champion – Blue, Red and Yellow, or Purple
 2. Reserve Champion – Red, Yellow and White, or Pink
 3. First Place – Blue
 4. Second Place – Red
 5. Third Place – Yellow
 6. Fourth Place – White
 7. Fifth Place – Pink
 8. Sixth Place – Green
- C. World Show will award additional ribbons in all classes:
 1. Seventh Place – Purple
 2. Eighth Place – Brown
 3. Ninth Place – Dark Gray
 4. Tenth Place – Aqua

F6. Show Results

- A. The results of any approved show must be completed in its entirety on official forms furnished by the Association. The following must be included in the show results packet submitted to PtHA.
 1. Cover Sheet
 2. Entry Forms (original or legible copy)
 3. Results list showing the first seven horses/ponies/miniatures/utility horses/long ears placed, unless fewer than that number competed, from each class and each judge.
 4. Master List. A master list showing a complete listing of all Pintos entered, plus its back number, regardless if said Pinto earned any class placing. Either paper or electronic copy is suitable.
 5. ORIGINAL Judge's cards. (Absolutely NO copies)
 6. Class List
 7. Judge Evaluation Form(s).
- B. Results must be filed with the PtHA business office fifteen (15) days after completion of the show. Results must be accompanied by the correct fees. Any show failing to submit show results within fifteen (15) days of the last scheduled show date will be assessed a penalty of \$50 per judge. If results are not postmarked within thirty (30) days, penalty increases to \$200 per judge. Show results and office charge must be submitted to PtHA with the penalty monies. Future show approval is contingent on payment of fees and/or fines/penalties.
- C. Results must indicate all disqualifications, no time, or off-course, etc.
- D. Results must indicate halter Champion and Reserve Champion awards.
- E. Failure to report complete results within the time limit may result in future approval being denied, censure, or fine by PtHA. Shows which are more than thirty (30) days delinquent in filing results will be published in *The Pinto Horse*.
- F. Submitting Electronic Results
 1. Electronic results must be submitted to the PtHA Show Department.
 2. Hard copy results must be mailed in with or following the electronic results.

G. Retaining Records

1. At the close of the show or contest, the show management shall retain copies or duplicates of the entry forms and judges cards for each show, for one (1) year from date of show.
2. Show results will be kept on file at PtHA for two (2) calendar years, including the year the show is held.

H. Publication and Correction of Show Results

1. Show results of approved shows will be listed on the Official e-Pinto site.
2. Requests for correction(s) of show results will be considered from the date of the show to the close of the show season on December 31 of the current year.
3. After that date, no request for show result correction will be considered.
4. It is the responsibility of the owner of record at the time the Pinto is exhibited to notify PtHA of any possible errors in show results.

G. SHOW OPERATION

G1. General Show Procedures

A. Exhibitors Membership Requirement

1. All owner(s) of a Pinto must be current member(s) of PtHA, as listed on the Pinto's current PtHA Registration Certificate, including, but not limited to: spouses, and partners, or a membership for same, must be purchased at the show.
2. Exhibitor(s) must have an individual membership in PtHA in order to show, and for PtHA to tabulate the Pinto's show points in the following divisions:
 - a. Open
 - b. Youth, Novice Youth, Youth Walk/Trot, Youth Leadline
 - c. Amateur, Novice Amateur, Amateur Walk/Trot
3. PtHA membership makes an Exhibitor eligible for any and all awards and/or titles.

B. Age

1. Individuals – For show purposes, the age of an individual on January 1 shall be maintained throughout the entire year. Persons born on January 1 shall assume the greater age of that date.
2. Horses, ponies, miniatures, utility horse or long ear – For show purposes, any Pinto shall be considered to be one (1) year old on the first day of January following the actual date of foaling and will gain a year in age each consecutive January 1.
3. No horse, pony, miniature, utility horse or long ear shall be exhibited in a performance class prior to January 1 of its two (2) year old year with the exception of Yearling Longe Line, Showmanship or Trail In-Hand Classes.

C. Riders Exhibiting More Than One Entry Per Class

1. An exhibitor may show more than one (1) eligible Pinto in individual work performance classes per class specifications.
2. The same Pinto may not be shown by more than one (1) exhibitor, nor more than one (1) time in a class, including individual working classes.

D. Large Class Preliminary and Finals

1. When, due to number of entries, a class must be divided/split, two (2) or more preliminary sections will be worked, with the top contestants from each preliminary section returning for the final adjudication. All tack and attire must remain the same in the finals as used in the preliminary class. No placings, ribbons, or points will be awarded in the preliminary sections. Placings, ribbons, and points will be awarded in the finals only.

2. A Pinto must be exhibited in the finals by the same exhibitor who showed it in the preliminary section. This does not apply to the Supreme Champion Color class at the World Championship Show.

E. Combining Classes

1. Classes may only be combined as noted in the PtHA Rule Book under the respective sections. See Rule D2 – Approved Show Classes.
2. Pointed and Non-pointed classes may not be combined.
3. When classes are combined, the placings must be posted under only one of the applicable class numbers.
4. At no time may Youth and Amateur classes be combined with each other.

F. Disqualified Pintos

1. If a Pinto is disqualified, it is not to be placed as a point-earning entry, regardless of the number in the class, but counts as an entry in the class.
 - a. In order to properly disqualify a Pinto for the electronic results, the show secretary must issue the back number “999” or “9999” as DQ’d or NO-time entry.
 - b. For each DQ’d Pinto, the DQ back number is to be used in place of the show issued back number for that Pinto in the computer results.
 - c. No changes to the judge cards are permitted.

G. Exhibiting

1. Ponies may be ridden by persons 18 year of age or younger.
2. No youth may exhibit a stallion/jack of any age in any class.

G2. Entries

A. Eligibility

1. Only PtHA registered horses, ponies, miniatures, utility horses or long ears may enter and compete in PtHA approved shows and classes. The exhibitor must be able to prove that the Pinto is properly registered with the PtHA by:
 - a. Showing original Registration Certificate;
 - b. Providing photo copy of both sides of the original Registration Certificate; or
 - c. Official Field Representative Conditional Registration Certificate or copy thereof; and
 - d. The Show Committee must request such proof of registration upon entering the classes.
2. No entry listing a Pinto as “unnamed” or “pending” may be accepted by a Show Committee.
3. Every entry must be entered under its full registered Pinto name and registration number as shown on the official Registration Certificate or Conditional Registration Certificate.
4. A fine per animal shall be assessed by the PtHA business office against any Show Committee/Charter allowing Pintos to enter without proper original Registration Certificates, complete photo copies of Registration Certificates, Field Representative Registration Certificate or copy thereof.
5. A fine per animal shall be assessed by the PtHA business office against any owner or exhibitor allowing Pintos to enter without proper original Registration Certificates, complete photo copies of Registration Certificates, official PtHA Conditional Registration Certificate or copy thereof.
6. A fine per membership shall be assessed against any Show Committee/Charter that allows an exhibitor to enter a show without proper documentation of exhibitors/owners membership status.
7. Any Pinto that is unregistered, or for which proof of registration has not been furnished, will be eliminated from

the show results, and class placings will be moved by the PtHA Performance Department to reflect the elimination.

8. PtHA reserves the right to disqualify “unnamed” or “pending” entries from a class.
- B. Registration Certificate Inspection
1. Show management must inspect the Registration Certificate, Field Representative Conditional Registration Certificate, or photocopy of the same of each Pinto entered in an approved class. Entries shall be made in the name of the recorded owner or lessee.
 2. Lease Certificate must be inspected for all Pintos that are entered in an approved class.
- C. Membership Card Inspection
1. Membership cards must be inspected for the recorded owner (s) as noted on the Registration Certificate/Field Representative Conditional Registration Certificate.
 2. All Lessees must present current membership cards.
 3. Each exhibitor’s membership card must be inspected.
- D. Relationship to Owner
1. An Exhibitor that is not the recorded owner of the Pinto must fill out a Family Relationship Notification form that must be filed with PtHA before he/she are allowed to show.
 2. An Exhibitor that is not related to the owner(s) in a manner covered by the Family Relationship Notification form, may only compete in Open Division classes unless a lease is filed with the PtHA business office, prior to the show, and said exhibitor has the official PtHA lease Certificate.
- E. Responsibility
1. Entry forms must be completed legibly and accurately with information exactly as printed on Pinto’s Registration Certificates. Incomplete entry form(s) may result in a loss of PtHA points.
 2. All exhibitors for each Pinto shown must be listed on the appropriate entry form(s).
 3. An Exhibitor is responsible for his/her own errors and those of his/her agents in the preparation of entry blanks.
 4. Misrepresentation of a Pinto’s name, type, registered number, or other information, or substitutions of a horse, pony, miniature, utility horse or long ear in the show ring other than the one named in the entry blank for the class in question shall result in the exhibitor’s forfeiture of any ribbon, trophy, cash prize, or other award won by such misrepresented or substituted Pinto, and shall render the exhibitor liable for further penalty.
 5. A horse, pony, miniature, utility horse or long ear must be entered under its complete PtHA registered name and number, and under the name of the owner as shown on the Registration Certificate and the records of the Association or lessee of record.
 6. Every entry at an approved show shall constitute an agreement that the person making it, and all persons connected with the Pinto, and the horse, pony, miniature, utility horse or long ear entered shall be subject to the Constitution and the Rules of the Association and the local rules of the show.
 7. Pinto owners of record who exhibit at PtHA-approved shows must be PtHA members or purchase a membership.
- F. Cancellation And Withdrawal Of Entries
1. An approved show may adopt its own policy covering the refunding of fees to an exhibitor who cancels his/her entries prior to, or after the start of the show.
 2. If an exhibitor voluntarily removes a Pinto from the ring without the permission of the judge, the exhibitor and all

Pintos of the exhibitor shall be disqualified from all future classes at that show by the Show Committee and shall forfeit all prizes and entry fees for the entire show.

G. Official Entries (Shown & Judged)

To be counted as an official entry in a class, a Pinto must be in the arena when the gate is closed and must remain in the ring up to the point of the judge excusing it (this is also known as “shown and judged”).

G3. Reasonable Accommodation for Challenged Exhibitors

A. Pinto Horse Association of America, Inc. (PtHA) respects all members of the Organization and encourages their participation in PtHA activities. A PtHA member whose participation in a sanctioned activity is prevented or impaired by a physical or mental disability may petition for a reasonable accommodation based upon the nature of the disability. If the event is competitive, the accommodation must not provide an unfair advantage for the petitioner over other participants in the activity being addressed. The safety of the individual, as well as the other participants is the most important concern when a request of accommodation is reviewed.

B. Petition Process

1. The individual or his/her legal guardian must submit requests for an accommodation, in writing, via “Application for Reasonable Accommodation Certificate” to the PtHA office. It must include:
 - a. Identification of the activity for which the accommodation is sought.
 - b. Reasons that the accommodation is needed.
 - c. Validation (diagnosis) of the disability by the individual’s health care provider.
 - d. A statement describing the accommodation being sought.
2. A filing fee must accompany the application. See Fee Schedule.
3. A 120-day rush fee may also be sent for rush Applications. Contact PtHA Office for fees.
4. A member who wishes to make changes to his/her Reasonable Accommodation Certificate must notify PtHA in writing.
5. The Certificate is revocable at any time for cause.

C. Application Review Process

1. The individual’s participation records from other equine associations may be examined as part of the review process.
2. Requests for accommodation are considered by the appropriate PtHA committee and submitted to legal council for review before a final decision is made.

D. Application and Certificate Schedule

1. Applications for a Reasonable Accommodation Certificate must be submitted no later than August 31 to be approved for the following show/calendar year.
2. The Certificate will be issued annually and will remain in effect from January 1 through December 31 of the year following submission of the application.
3. Applications must be filed annually.

E. Approval of Application for Accommodation

1. A Certificate will be issued. A copy of this Certificate must be included with the member’s entries, and a copy given to the judge(s) of each PtHA sanctioned event which said member is participating.
2. The Reasonable Accommodation Certificate must list all compensatory aids and adaptive equipment allowed the member while competing.

3. Compensatory aids or special equipment not specifically listed on the Certificate will not be allowed.
- F. Denial of Application for Reasonable Accommodation
1. Any member whose Reasonable Accommodation Certificate has been denied by PtHA may request a hearing.
 2. Request must be in writing and mailed to the PtHA office.
 - a. To the Attention of the Executive Vice President
 - b. Mailed within fifteen (15) days from the receipt of the decision to deny the application for reasonable accommodation.
 - c. A fee of \$100 must accompany the request for a hearing.
- G. Definitions Specific to this application and certificate
1. "Diagnosed permanent physical disability." Members must submit a completed medical profile from his/her physician with diagnosis attesting to the members disability, physical and mental limitations and any compensatory aids or adaptive equipment required by said member.
 2. "Compensatory Aid": A piece of equipment used to aid in the required performance of the competition. Examples could be the use of whips as replacement for leg aids or the use of headsets for sight impaired riders.
 3. "Adaptive Equipment": Equipment that is adapted, may not normally be allowed by PtHA rules, to aid the member in performing the requirements of the competition.

G4. PtHA Office Charge

- A. Every approved show must collect from the entrants, or pay from the proceeds of the show, a per head per judge (show) fee. On back-to-back and multi-judge shows there will be multiple fees, based on the number of judges. If multi-judge, back-to-back shows are held, a fee from each of the shows will be collected. PtHA sanctioned futurity shows require separate fees.
- B. This fee must be forwarded to the PtHA business office with the show results.
- C. No show results will be tabulated until this fee is paid in full.

G5. General and Exhibitor Conduct

- A. Any person acting, inciting or permitting others to act in a manner contrary to the rules of the Association, or in a manner deemed unsportsmanlike, improper, unethical, dishonest, intemperate, or prejudicial to the best interests of the Association, shall be reported to the Association and subject to disciplinary procedures.
- B. An exhibitor may make a request through the ringmaster or other show official to speak with a judge concerning his/her opinion or decision. Such discussion should take place in the presence of the ringmaster or other show official; however, there shall be no fraternization between an exhibitor and a judge during the show, either in the show pen or in any common area at the show facility.
- C. During a multi-day show, there shall be no fraternization between exhibitors and judges at any location, either on the grounds or at any public place.

G6. Stallions/Jacks

- A. Persons eighteen (18) years of age and under are prohibited from showing colts or stallion horse, pony, miniature, utility horse or jacks in any class.
- B. For showing purposes the Association considers a colt an unaltered male under the age of four (4) years. An altered male is a gelding, regardless of age.

G7. Combination Of Types And Seats

- A. All classes are open to all types of Pintos, with restrictions only to the type of equipment being used in a given class, per class specifications.

- B. "Type" refers to the conformation type of the Pinto, and "seat" refers to the equipment used on the Pinto. To help alleviate confusion for both show management and exhibitors regarding the differences between type and seat in the classes, the following examples are given for reference regarding type of equipment required for specified "seat."

<u>Class Name</u>	<u>Equipment Type</u>
Park Horse	Saddle Seat
3-Gaited or 5-Gaited	Saddle Seat
3-Gaited/Park Horse	Saddle Seat
Hunter Under Saddle	Hunter Seat
English Pleasure	Hunter/Saddle Seat
English Pleasure, Hunter Seat	Hunter Seat
English Pleasure, Saddle Seat	Saddle Seat
Western Pleasure	Stock Seat

- C. There shall be no discrimination regarding style of riding of any type of horse, pony, utility horse or long ear exhibited in any combined class.

G8. Exhibitor, Groom, Attendant, Header, Tailer Appearance

A. Attire

1. It is the tradition of the show ring that riders, drivers, and handlers be correctly attired for the class in question, that attendants/grooms/headers etc. be neatly dressed, and Pintos be properly presented.
 - a. Exhibitors in all classes that require jumping must wear protective headgear, except in Trail, Mini Horse/Pony/ Long Ear Jumping In Hand, Hunter In Hand classes or Coon Jump classes.
 - b. Protective headgear is recommended in all classes where possible.
 - c. All classes, including halter, shall require the exhibitor to be properly attired for the type of style of Pinto presented (i.e. no western apparel of any kind shall be allowed in English classes.)
 - d. Grooms/attendants/headers must wear a shirt with a collar, preferably long sleeved, or a duster/coat, closed toed shoes or boots, and long pants. No hooded sweatshirts, ball caps or any type of casual wear.
 - e. Tailers shall be dressed in suitable English/dress apparel.
2. A Show Committee may, at its discretion, bar an entry or person from entering the ring if not suitably presented or attired to appear before an audience and must bar riders without protective headgear from classes in which it is required. A judge, at his/her discretion, may penalize an entry whose rider, driver, or handler is not correctly attired for the class in question; however, any exhibitor may wear protective head gear (ASTM/ SEI) in any division or class without penalty from the judge.

B. Entry Numbers

1. Entry numbers must be assigned to equines, not Exhibitors, and the exhibitor must display the correct number assigned for the equine being exhibited at PtHA-approved shows.
 - a. In Halter, the number may be worn on the front hip or on the exhibitor's back.
 - b. In Showmanship, Bareback Horsemanship, Saddle Seat and Ladies's Side Saddle classes, the number must be worn on the Exhibitor's back.
 - c. In driving classes, the number must be displayed on both sides of the vehicle shafts.
 - d. In western performance classes, English performance classes, (except Saddle Seat), Hunter Hack, over

fence classes and heritage, each Exhibitor must have two (2) numbers and one (1) must be placed on each side of the saddle or saddle pad.

2. Failure by Exhibitor to display the correct number, and in a visible manner while being judged, shall result in disqualification.

G9. Shoeing Regulations

A. General

1. Horses, utility horses, ponies and long ears may be shown barefoot or shod in all events.
2. The owner or lessee is responsible for any violations of the shoeing and hoof length regulations, and is subject to penalty in the case of any violation.
3. Horses, utility horses, ponies and long ears must conform to its conformation type for hoof and shoeing regulations in all classes. Non-conforming entries must be eliminated.
4. Hoof length may be questioned by filing of an official protest pursuant to the provisions of Rule G14. If a protest is filed, the Pinto in question must be measured by a member of show management and the show representative. The results of the measurement will be made available to the Show Committee. If the Pinto is in violation of the rules, it shall be disqualified from the balance of the show with all entry fees and awards forfeited.

B. Stock Type

1. Horses – The use of shoes other than standard horse shoes is to be discouraged and may be penalized by the judge. Use of wedge pad is permitted. Toe length not to exceed 4-1/2 inches including shoe and pad; weight of shoe not to exceed 12 ounces.
2. Ponies – Same as Horses except toe length may not exceed 4 inches and weight may not exceed 10 ounces.

C. Hunter Type

1. Horses – Same as Stock Type.
2. Ponies – Same as Stock Type.

D. Pleasure Type

1. Horses
 - a. Any machine made shoe (keg), or handmade shoe made of magnetic steel, mild steel, aluminum, rubber or other non-metallic shoe is allowed. No part of the shoe may exceed the dimensions of 3/8" thick by 1 1/8" wide (nail heads and/or toe clips are not considered when measuring the shoe). Aluminum, rubber or other non-metallic shoes are exempt from the dimension requirements. The shoe may be of any type and configuration except in the case of a bar shoe; there may be only one bar. A bar is part of the shoe and must not exceed the dimensions of 3/8" thick by 1 1/8" wide, nor may it extend below the ground surface of the shoe. If a shoe band is used, it may be attached to the shoe, or the pad if present.
 - b. The use of pad(s), either full or partial, including the rim, made of leather or plastic, is allowed, as long as the overall length of the toe measurement does not exceed the maximum toe length.
 - c. The use of oakum and pine tar, silicone or foam rubber as a packing between hoof and pad for stability is acceptable.
 - d. The addition of any other foreign object or material is strictly forbidden.
 - e. The maximum overall hoof length, including the shoe and pad, shall be five (5) inches.
2. Ponies – Same as Pleasure type Horses.

- E. Saddle Type
 - 1. Horses – There shall be no limitations on the length of the toe, weight of shoe, number of pads or use of lead or weight. Bands or other devices on the hoof are options.
 - 2. Ponies – Same as Saddle type Horses.
- F. Gypsy and Drum Utility Type
Same as Stock Type Horse.
- G. Long Ear Registry
Same as Stock Type Horse.

G10. Breakage Of Equipment

- A. In all Western classes, equipment failure or casting of a shoe is an elimination unless entry can continue without interruption. In Driving, Pleasure and/or Saddle type English classes, except in Hunter and Jumper classes, in which specific rules prevail, an exhibitor is entitled to request suspension of judging for a period not to exceed seven (7) minutes in aggregate (but no more than two times in a class) in order to repair broken equipment, replace a shoe or rectify a similar accident.
- B. The exhibitor must go to the center of the ring for any such emergency, which will constitute a request for time out. Time shall be taken from the moment the exhibitor goes to the center of the ring, except in the event of an animal casting a shoe, when time shall not start until the farrier enters the ring or seven minutes has passed. In addition, a maximum of three minutes will be allowed if there is difficulty in finding a lost shoe. It remains the responsibility of the exhibitor to obtain a farrier or qualified person to make necessary repairs. If, at the expiration of the seven (7) minutes the repair has not been made, the contestant may proceed as is without penalty or be disqualified. The ringmaster or judge shall be responsible for timing.
- C. If a rider or driver is not involved in a time-out, he/she may make minor adjustments that can be performed with the assistance of one attendant and not be charged with a time-out.

G11. Gate Holds

- A. Should an exhibitor require a tack change between classes, he/she is responsible for notifying the Ring Steward or Paddock Master in advance. Exhibitors must take care to make his/her changes promptly so as not to cause a delay in show. Show management has the right to limit the length of a tack change.
- B. Once a class has begun entering the arena, all exhibitors registered for the class shall enter the arena at the direction of the Ring Steward or Gate Person until all entries are accounted for or within two (2) minutes, whichever comes first.

G12. Falls

- A. A rider is considered to have fallen when he/she/ has separated from his/her mount, which has not fallen, in such a way as to necessitate remounting or vaulting into the saddle.
- B. A Pinto is considered to have fallen when the shoulder and haunch on the same side have touched the ground, or an obstacle and the ground.
- C. The fall of a Pinto and/or rider/handler shall disqualify the entry, unless otherwise noted in rules.

G13. Inhumane Treatment

- A. No person on show grounds, including, but not limited to, barns, stalls, parking area, and the show arena, may treat an equine in an inhumane manner. The standard by which conduct or inhumane treatment will be measured is that which a reasonable person, informed and experienced in generally

accepted equine training and exhibition procedures, would determine to be cruel, abusive and inhumane.

- B. Upon discovery by a show official of inhumane treatment, show management shall immediately report the matter to the Association.

G14. Protests And Controversies – (Show-Related)

- A. Any exhibitor or owner making a protest must be a current member in good standing of PtHA.
- B. Any exhibitor or owner making a protest shall lodge such protest with the Show Chairman in writing and signed by the protester within twelve (12) hours of the time of the cause of the protest.
- C. The protest must state all alleged rule violations.
- D. The protester shall be available to support the protest by personal testimony at the hearing.
- E. The protest must be accompanied by a protest fee in cash, money order, or certified check. If the protest is upheld, the fee will be refunded. The protest fee is \$250.00.
- F. The Show Committee shall schedule and hold a hearing within twelve (12) hours of receipt of the complaint or completion of the investigation.
- G. Decisions of the Show Committee shall be dated and in writing and may be appealed to the PtHA Executive Committee provided that notice of the appeal is received in the PtHA office within thirty (30) days from the date of decision of the Show Committee.
- H. The appeal must state specifically all alleged rule violations on which the appeal is based.
- I. The PtHA Executive Committee will schedule a hearing to consider the appeal pursuant to the hearing procedures outlined in Rule B10. The decision of the Executive Committee is final and binding on all parties.

G15. Schooling

- A. Schooling over any obstacles in the ring or over any part of an outside course at an approved show may be permitted only at a time specified by the Show Committee. All other schooling over obstacles shall be permitted only within clearly identified areas.

G16. Drugs And Medications

The rules hereafter are intended to insure the inherent conformation or performance of a Pinto throughout the competition and to assure that the performance is not altered either deliberately or unintentionally by the influence of drugs and medication.

- A. **FORBIDDEN SUBSTANCES.** A horse shall not be shown in any class at a show approved by the PtHA or event held in conjunction with a PtHA approved show, whether or not the event is approved by PtHA, if the animal has been administered in any manner a forbidden substance. A forbidden substance is defined as:
 - 1. Any drug or substance considered a Class 1 or Class 2 substance as defined in the most recent version of the Association of Racing Commissioner's International, Inc, ARCI, Uniform Classification Guidelines for Foreign Substances.
 - 2. Any stimulant, depressant, tranquilizer or sedative which could affect the performance of the horse (stimulant and depressants are defined as substances, which stimulate or depress the cardiovascular, respiratory or central nervous system).
 - 3. Any substance, regardless of how harmless or innocuous it might be, which might interfere with the detection or quantization of any substance defined above.
 - 4. Any anabolic steroid.

5. Any nonsteroidal anti-inflammatory drug (NSAID) other than those listed in section C.

6. Any metabolite and/or analog of any of the above described forbidden drugs or substances.

In the event, any forbidden substance is administered to any horse for any reason, the owner and/or trainer should withdraw the horse from competition until the drug is no longer present in the plasma or urine.

B. CONDITIONALLY PERMITTED SUBSTANCES. Therapeutic Medications (those drugs listed in the most recent version of the Association of Racing Commissioners International, Inc., ARCI, Uniform Classification Guidelines for Foreign Substances, with the exception of those listed under PERMITTED THERAPEUTIC SUBSTANCES) given for the legitimate treatment of illness or injury are permitted if ALL of the following conditions are met:

1. Filing of a completed medication report (available from PtHA or show management) with show management before exhibiting the horse. The medication report must contain the following information:

a. Diagnosis of illness/injury, reason for administration, and name of administering and/or prescribing American Association of Equine Practitioners (AAEP) veterinarian.

b. Signature of veterinarian or person administering the medication. If prescribed by written instructions, a copy must be attached to the medication report.

c. Identification of the medicine; the name, amount, strength and mode of administration.

d. Date and time of administration.

e. Identification of the horse: Name, age, sex, color and entry number.

2. The horse must be withdrawn and kept out of competition for not less than 24 hours after the medication is administered.

3. The medication report must be filed with show management within one hour of administration of the medication or one hour after show management is available, if administration occurs at a time other than during competition hours.

4. The medication report must be signed by show management and the time of receipt recorded on the report.

5. While this report must be filed only if the administered medication will be present in amounts detectable in the blood and/or urine samples at the time of competition/sampling, exhibitors are hereby cautioned it is their responsibility to determine whether or not such medication has had time to clear the horse's system. **IF THERE IS ANY DOUBT, A MEDICATION REPORT SHOULD BE FILED.**

C. PERMITTED THERAPEUTIC SUBSTANCES. The following thirteen drugs or medications are permitted (Exception: does not apply if prohibited by government regulations). Guidelines listed are applicable to most horses; however, all responsible parties are cautioned that they are only general guidelines. The suggested guidelines listed below should be followed to minimize the risk of toxicity and/or overdose.

1. Phenylbutazone (a NSAID)

Guidelines: When phenylbutazone is administered, the dose should be accurately calculated according to the actual weight of the animal. Each 24 hours, not more than 2.0 milligrams per pound of body weight should be administered, preferably less. For a 1,000 pound animal, the maximum daily dose is 2.0 grams, which equals two 1.0 gram tablets, or two 1.0 gram units of paste, or 10.0 cc of the injectable (200 milligrams per milliliter). In the event the phenylbutazone is administered orally, half of the maximum daily dose (1.0 gram per 1,000 lbs) should be administered each 12 hours (i.e., 12 hours apart) during a five

day treatment program even if such oral administration occurs within 12 hours of competition. Phenylbutazone should not be used for more than five successive days.

2. Flunixin (a NSAID)

Guidelines: When Flunixin Meglumine (Banamine(R)) is administered, the dose should be accurately calculated according to the actual weight of the animal. Each 24 hours, not more than 0.5 milligram per pound of body weight should be administered. For a 1,000 pound animal, the maximum daily dose is 500 milligrams, which equals two 250 milligram packets of granules, or one 500 milligram packet of granules, or 500 milligrams of the oral paste (available in 1,500 milligram dose syringes), or 10.0 cc of the injectable (50 milligrams per milliliter). The medication should not be used for more than five successive days.

3. Ketoprofen (a NSAID)

Guidelines: When Ketoprofen (Ketofen(R)) is administered, the dose should be accurately calculated according to the actual weight of the animal. Each 24 hours, not more than 1.0 milligram per pound of body weight should be administered. For a 1,000 pound animal, the maximum daily dose is 1.0 gram, which equals 10.0 cc of the injectable (100 milligrams per milliliter). The medication should not be used for more than five successive days.

4. Meclofenamic Acid (a NSAID)

Guidelines: When Meclofenamic Acid is administered, the dose should be accurately calculated according to the actual weight of the animal. Each 12 hours, not more than 0.5 milligram per pound of body weight should be administered, preferably less. For a 1,000 pound animal, the maximum 12 hour dose is 0.5 gram, which equals one 500 milligram packet of granules. The medication should not be used for more than five successive days.

5. Naproxen (a NSAID)

Guidelines: When Naproxen is administered, the dose should be accurately calculated according to the actual weight of the animal. Each 24 hours, not more than 4.0 milligrams per pound of body weight should be administered. For a 1,000 pound animal, the maximum daily dose is 4.0 grams, which equals eight 500 milligram tablets. The medication should not be used for more than five successive days.

6. Diclofenac (Surpass) (a NSAID)

Guidelines: Every 12 hours, not more than 73 mg of diclofenac liposomal cream should be administered (not more than 146 mg per 24 hour period) to one affected site. This 73 mg dose equals a 5-inch ribbon of cream not greater than 1/2 inch in width, which should be rubbed thoroughly into the hair over the joint or affected site using gloved hands. Do not apply diclofenac cream in combination with any other topical preparations including DMSO, nitrofurazone or liniments, and do not use on an open wound. Diclofenac cream should not be administered for more than 10 successive days.

7. Firocoxib (Equioxx) (a NSAID)

Guidelines: When Firocoxib (Equioxx) is administered, the dose should be accurately calculated according to the actual weight of the animal. For a 1,000 pound animal, the maximum daily dose is 45.5 milligrams, which equals 0.1 milligram per kilogram of body weight once daily. Firocoxib (Equioxx) should not be administered for more than 14 successive days.

8. Dexamethasone

Guidelines: Whenever dexamethasone is administered, the dose should be accurately calculated according to the actual weight of the animal. These guidelines include several alternative scenarios for dose time and route of administration.

a. Alternative Number 1. Each 24 hours, not more than 2.0 milligrams of dexamethasone injectable solution per 100 pounds of body weight should be administered intravenously or intramuscularly, preferably less. For a 1,000 pound animal, the maximum daily intravenous or intramuscular dose of dexamethasone injectable solution is 20.0 milligrams, which equals 5.0 milliliters of the injectable solution (4.0 milligrams per milliliter). Dexamethasone should not be administered for more than five successive days.

b. Alternative Number 2. Each 24 hours, not more than 0.5 milligram of dexamethasone injectable solution per 100 pounds of body weight should be administered intravenously, preferably less. For a 1,000 pound animal, the maximum daily intravenous dose of dexamethasone injectable solution is 5.0 milligrams, which equals 1.25 milliliters of the injectable solution (4.0 milligrams per milliliter). Dexamethasone should not be administered for more than five successive days.

c. Alternative Number 3. Each 24 hours, not more than 1.0 milligram of dexamethasone powder per 100 pounds of body weight should be administered orally, preferably less. For a 1,000 pound animal, the maximum daily oral dose of dexamethasone powder is 10.0 milligrams, which equals one packet of dexamethasone powder (10.0 milligrams per packet). No part of this dose should be administered during the 6 hours prior to competing. Dexamethasone should not be administered for more than five successive days.

9. Acetazolamide

May only be administered to horses documented through DNA testing to be Positive (N/H or H/H) for HYPP (Hyperkalemic Periodic Paralysis).

Guidelines: When Acetazolamide is administered, the dose should be accurately calculated according to the actual weight of the animal. Each 24 hours, not more than 3 milligrams per pound of body weight should be administered. For a 1,000 pound animal, the maximum daily dose is 3 grams.

10. Furosemide or Lasix, when used, must be administered intravenously at least four (4) hours prior to competition.

11. Isoxsuprine. No part of a dose should be administered during the four (4) hours prior to competing. Any medicated feed should be consumed and/or removed at least four (4) hours prior to competition.

Guidelines: When administered, the dose should be accurately calculated according to the actual weight of the animal. Each 24 hours, not more than 1.6 milligrams per pound of body weight should be administered (usually divided in two equal doses given 12 hours apart). For a 1,000 pound animal, the maximum daily dose is 1,600 milligrams, which equals 80 20-milligram tablets.

12. Lidocaine/Mepivacaine

a. When administered within 24 hours of showing, may only be used under actual observation of event management (or designated representative) and/or the official show veterinarian, either of which must sign the medication report form, to aid in the surgical repair of minor skin lacerations which, by their very nature, would not prevent the horse from competing following surgery. A medication report form must be filed with show management as required in section B. above.

13. Omeprazole/Ranitidine

- D. CAUTION AGAINST MEDICINAL PREPARATIONS. The use of medicinal preparations and tonics of any kind in which the ingredients and quantitative analysis are not specifically known, is also cautioned against, as the use of such may result in a positive analysis of the specimen taken from the horse.

- E. **RESPONSIBLE PARTIES.** All owners, trainers and exhibitors are accountable for condition of any horse which is entered, or allow to be entered, in any PtHA sponsored or approved event. Such persons are hereafter referred to as “responsible parties”. By voluntarily entering a Pinto in any PtHA approved or sponsored event, the responsible parties are presumed to know all rules and regulations of the Association, including penalty provisions. Based on his/her accountability for his/her Pinto’s condition, all responsible parties are subject to disciplinary action any time a prohibited substance is detected at a PtHA approved or sponsored event, regardless of the reason the prohibited substance was administered, and whether or not the responsible parties had actual knowledge of the administration or presence of the prohibited substance.
- F. **INVOLVED PARTIES.** In addition to the “responsible parties” as that term is used in this rule, any person who administers, aids in the administration, causes to be administered, allows to be administered, or conspires in the administration of any prohibited substance shall be subject to disciplinary action. Such persons are hereafter referred to as “involved parties”.
- G. **LABORATORY INTEGRITY.** It shall be presumed that the sample of urine, saliva, blood or other substance tested by the approved laboratory to which it was sent is the one taken from the Pinto in question; that its integrity has been preserved; and that all the procedures of the collection and preservation, transfer to the laboratory, analysis of the sample and the report received from the laboratory pertaining to the horse in question are presumed to be accurate and correct reflections of the condition of the horse during the show in which the horse was entered. The burden shall be on the responsible or involved parties to rebut the aforesaid presumption in a hearing conducted by the Association Executive Committee or appointed committee.
- H. **REQUEST FOR SPECIMEN.** A request by a PtHA representative or its designee to take a specimen of urine, saliva, blood or other substance for testing shall not be refused by any person. Refusal to comply with such a request shall constitute grounds for immediate disqualification of the horse from further participation at the show, and all other shows for a period as determined by the PtHA Executive Committee or its appointed appropriate Committee, and may constitute grounds for disciplinary action against the responsible parties.
- I. **COOPERATION WITH PtHA REPRESENTATIVE.** Cooperation with the Veterinarian and/or his/her agents and/or Association Representative shall include, but not be limited to:
1. Taking the Pinto immediately to the location selected by the appointed Veterinarian and/or his/her agents for testing, and presenting the Pinto for testing, and submitting the Registration Certificate or a photocopy for the Veterinarian’s report;
 2. Assisting the Veterinarian and/or his/her agents in procuring the sample promptly, including, but not limited to, removing equipment from the Pinto, leaving it quietly in the stall and avoiding distractions to it. Schooling, lengthy cooling out, bandaging and other delays of this type may be construed as non-cooperation;
 3. Polite attitude and actions toward the Veterinarian and/or his/her agents and/or Association Representative; and
 4. Failure to cooperate shall be considered a refusal.
- J. **HORSES SUBJECT TO EXAMINATION.** Pintos in competition at recognized shows are subject to examination by a licensed Veterinarian or an Association Representative who must be approved by the PtHA. The examination may include positive identification, physical, saliva, urine, blood test, or other tests

- or procedures at the discretion of said licensed Veterinarian necessary to effectuate the purposes of this rule. Said Veterinarian may examine any or all Pintos in the class(es) in a show, or any Pinto entered in any class, whether in competition or not, or any Pinto scratched or withdrawn (or which simply fails to appear for competition) by any other exhibitor within twenty-four (24) hours prior to the class for which it has been entered.
- K. **TESTING.** If the chemical analysis of the sample taken from the Pinto so treated indicated the presence of a prohibited drug or medication, this shall be prima facie evidence that such has been administered to the horse either internally or externally. However, if the provisions of the drug rule have been complied with, the medication contained in the medication report and any other relevant evidence shall be considered by the Association in determining whether disciplinary action shall be taken against any or all responsible person(s) charged.
- L. **FAILURE TO FOLLOW PROVISIONS.** Failure to follow all the provisions of the drug rule shall be construed as violation of this rule and may be grounds for disciplinary action. Such violations must be reported by the show management to the PTHA
- M. **PENALTIES.** Should the chemical analysis on a positive report be received from the laboratory identifying a prohibited substance, or any metabolite or derivative thereof, a hearing shall be provided by the PTHA Executive Committee or its appointed committee. Any responsible or involved parties and/or horses may be subject to any and all, but not limited to, the following penalties:
1. Barred from competition;
 2. Forfeit awards, moneys, points or placings, thereby advancing horses placing behind the disqualified horse and possible redistribution of awards, moneys, points or placings;
 3. Requested to deliver the Pinto's Registration Certificate to be held by the Association for a specified period of time. Although ownership of such Pinto may, thereafter, be transferred to another party, the transfer of ownership will not dissolve or shorten the terms of suspension;
 4. Penalties or fines;
 5. Suspension
- N. Federal, State or Local laws prevail as applicable
- O. Veterinarian
1. Any licensed Veterinarian may officiate in the capacity of Horse Show Veterinarian.
 2. Health requirements should be outlined in the catalogs, premium books, and on the entry blanks, and enforced by the Show Management and Veterinarian at facilities where required.

G17. Surgical Alteration

- A. Any surgical or inhumane procedure which could affect the performance of a Pinto, or alter its natural conformation or appearance is prohibited, except for the sole purpose of protecting the animal.
- B. Upon discovery of administration of prohibited surgical procedures, Show Management shall disqualify the Pinto and report the matter to the Association.
- C. A judge may, at his/her discretion, penalize a Pinto for a seemingly "dead" tail that merely dangles between the legs and does not show normal response.

G18. Disqualifications

An entry shall be disqualified by the judge on the basis of going off pattern or course, receiving "no time" in timed competitions, receiving "no score" in roping competitions, or knocking down or

refusing obstacles where such action constitutes disqualification. These entries count as official entries.

G19. Prohibited Assistance

If a contestant, while inside the show arena or show ring, is assisted in any manner by another person or provides assistance in any manner to another person, the contestant shall automatically be disqualified. This rule does not apply to co-contestants assisting each other in team events such as team roping, cutting or team penning. Furthermore, this rule does not apply to a contestant who assists another contestant if such assistance was necessitated for the safety of competing exhibitors or horses as determined by the judge-- however, the contestant in need of such assistance shall be disqualified. A contestant assisted by use of an electronic or two-way communication device by another person outside the show arena or show ring shall be automatically disqualified unless assistance is necessitated for safety by a person with a Reasonable Accommodation variance.

G20. Point System

A uniform point system shall be maintained by PtHA with regard to all Pintos competing for all PtHA awards.

A. Point Scale

- Points will be awarded only to qualifying Pintos entered in approved ROM classes and events, except where specifically noted in the rules of the class, on the following basis:

Number of official entries	1 st	2 nd	3 rd	4 th	5 th	
		6 th				
8 or more	6	5	4	3	2	1
7	5	4	3	2	1	-
6	4	3	2	1	-	-
5	3	2	1	-	-	-
4	2	1	-	-	-	-
3	1	-	-	-	-	-
2 or fewer	-	-	-	-	-	-

- No class with fewer than three entries shall receive PtHA ROM points. All classes held, regardless of number of entries, will be judged. Refer to Rule F1.F.
- The Champion at Halter of each sex and type division will be awarded four (4) points if there are at least three (3) Pintos in the qualifying Halter classes in the same sex, age group or conformation type, or if there are at least three (3) entrants competing for Champion and Reserve Champion.
- The Reserve Champion at Halter of each sex and type division will be awarded three (3) points if there are at least three (3) Pintos in the qualifying Halter classes in the same sex, age group or conformation type, or if there are at least three (3) entrants competing for Champion and Reserve Champion.

B. Point-Earning Events

- Performance classes titled Championship or Stake receive regular ROM points.
- Trail classes for Pintos shown under English equipment (Hunter and Saddle Seat) and Trail classes open to both Western and English equipment will receive ROM points. Points may be withheld from English or mixed seat Trail classes which restrict

exhibitors to either Hunter Seat or Saddle Seat equipment unless both classes are offered.

3. ROM points will be withheld from English Disciplined Rail classes which restrict exhibitors to either Hunter Seat or Saddle Seat equipment, unless both classes are offered.
 4. All shows approved for PtHA ROM points must be open to all PtHA members in good standing.
- C. Non Point-Earning Events

The following classes, divisions, sections, and/or conditions do not receive ROM points toward any PtHA award program:

1. Maiden, Novice, Limited, or any class whose requirements contain restrictions in regard to previous wins of the Pinto or the exhibitor will not receive ROM points in any division.
 2. Classes that are considered combined events (except Drive & Ride) such as “Trail and Jumping”.
 3. Any class where the specifications or any part thereof as set out in the PtHA Rule Book are changed or altered by the local Show Committee, or the judge, will not receive ROM points.
 4. Classes restricted to ladies or gentlemen for showing, riding, or driving do not receive ROM points in any division except Ladies Side Saddle.
 5. Youth or Amateur owner classes that do not conform to the rules of their respective divisions will not receive ROM points.
 6. Mixed seat Western and English classes do not receive ROM points or recognition in any division except Trail.
 7. Costume and YA Leadline do not receive ROM points.
- D. Championship, Legion of Merit, Supreme Champion, Superior

All PtHA Championship, Legion of Merit, and Supreme Champion awards will be separated into individual divisions (horse, utility horse, pony, miniature, long ear, Amateur, and Youth) and a notation made to PtHA ROM records showing the standings in each division.

H. REGISTER OF MERIT (ROM) AWARDS PROGRAM

H1. General Regulations and Requirements

A. Pinto Name On Certificates

1. A Pinto must be shown at all times under its full registered name and number as shown on its Registration Certificate.
2. The first name choice as shown on the Conditional Registration Certificate issued by a Field Representative shall be used until a permanent Registration Certificate is issued.
3. At no time may a Pinto be shown as “Pending” or “Unnamed”.
4. PtHA is not responsible for any loss of points due to a Pinto being shown under any other name or registration number.

B. Accumulation of Points

1. Points are accumulated from the time a Pinto begins to be shown, regardless of the Pinto’s age.
2. All points earned remain so credited if a Pinto changes conformation type designation, size designation, reclassification, or is gelded.
3. All Open points earned, even when the Pinto is leased, remain with the Pinto.

4. A lessee will accumulate all points toward PtHA year end awards on a leased Pinto for Youth and Amateur events.
5. The PtHA Points Department can provide research for any points or show inquiries not readily available on the current PtHA computer system. Such research is charged at a minimum rate of two (2) hours. See Current Fee Schedule. Fee must be pre-paid, and will be refunded if it is determined PtHA was responsible for any errors.

C. Ownership

1. Current owner(s) as shown in the PtHA records and on the Registration Certificate, or the lessee, if applicable, of a Pinto must be a member in good standing of PtHA for the Pinto to receive any awards.
2. All parties in a joint ownership must be members with a Corporate membership.

D. Halter Requirements

Halter Championship requirements must be met from point-earning classes.

E. Award Certificate

1. At such time as any Pinto, AM unit, or YA unit qualifies for any ROM program certificate/award, the owner or AM unit or YA unit as shown in PtHA records will be issued said certificate/award, providing he/she is a current PtHA member.
2. The Registration Certificate of any Pinto shall be revoked by the Association if the owner thereof fraudulently advertises, claims, or holds forth that said Pinto is entitled to any PtHA title prior to that title being officially awarded by PtHA.
3. Duplicate Award Certificates are available for purchase. Contact PtHA Business Office.
4. Replacement Certificates are available to the original award recipient with no charge.

H2. Amateur and Youth Register Of Merit (ROM) and Champion

A. General Regulations and Requirements

1. All AM Pinto/exhibitor combinations shall be referred to as "units" and must earn points in PtHA ROM-approved Amateur classes.
2. All YA Pinto/exhibitor combinations shall be referred to as "units" and must earn points in PtHA ROM-approved Youth activity classes.
3. A competitive unit shall consist of either one Youth and one PtHA-registered Pinto or one Amateur and one PtHA-registered Pinto. Points and awards shall be credited to and earned by the unit.
4. All Youth or Amateurs must be listed, with birth dates, on PtHA Membership Application to be eligible for PtHA YA or AM ROM points.
5. All PtHA Amateurs must list birth date on PtHA Amateur Application Form to be eligible to receive PtHA ROM points.
6. To receive any award in this program, the Youth or Amateur must be a current member in good standing of PtHA.

B. Ownership for Amateur or Youth ROM or Champion

1. To be eligible for points and awards in the Youth or Amateur Division, the Pinto must be owned or leased by the Youth or Amateur, or a member of his/her immediate family as shown in the current records of PtHA.
 - a. Such ownership must be evidenced by PtHA records at the time the Pinto is shown.
 - b. PtHA must be notified in writing if more than one surname is used in a family. PtHA is not responsible for

- any loss of points due to different surname or change of surname without prompt notification.
2. Definition of “immediate family” for the purpose of PtHA Youth or Amateur Champion and ROM awards shall include: father, mother, full or half-sister, in-laws, full or half-brother, grandparents, aunt, uncle, niece, nephew, legal guardian, spouse, son, daughter, stepchild, grandchild.
 3. Proof of relationship may be requested if a question arises in regard to same.
 4. Pintos registered in the name of a ranch, farm or corporation owned by other than immediate family members as defined do not receive Youth or Amateur points.
- C. Substitution
1. There shall be no substitution of one Pinto with or for another in a Youth or Amateur class in a show or in the Youth or Amateur awards program.
 2. No performance, showmanship or equitation points can be transferred from one Pinto to another under any circumstances.
- D. Leases for Amateur and Youth Members
1. To be eligible for any Amateur or Youth award in the PtHA Register Of Merit program with a registered Pinto owned by anyone other than the applicable Amateur or Youth, or a member of his/her immediate family as defined in Rule H.2 B.2., an official PtHA Lease Notification form must be on file with the PtHA office. Appropriate filing fee must be paid for the duration of the lease.
 2. A leased Pinto may be shown by both Youth and Amateur exhibitors and may earn both Youth and Amateur ROM points, provided the names of each of these exhibitors are shown on PtHA Lease Notification form as recorded lessees of said Pinto.
- E. Accumulation of Points
1. The standard PtHA point system will be used. See Rule G20.
 2. All Youth or Amateur Pinto shows must have PtHA approval.
 3. One (1) set of points will be awarded from World Championship shows for the average placings and one (1) set of points for each individual judges placings.
 4. YA or AM Halter will count toward PtHA YA or AM awards.
 5. Points earned in YA and AM classes accumulate only toward YA and AM awards.
 6. A lessee will accumulate all points toward local, regional or national year end awards on a leased Pinto for Youth and/or Amateur events.
 7. The recorded owner is automatically listed on the lease, per the lease form.

H3. Register Of Merit

- A. Pintos/AM units/YA units are advanced to Register Of Merit upon earning the following:
1. Open: 35 ROM points in an individual Open event.
 2. AM unit: 35 ROM points in an individual Amateur event.
 3. YA unit: 35 ROM points in an individual Youth event.
- B. It is possible for an Open Pinto/AM Unit/YA Unit to earn multiple ROM awards by competing in a variety of events.

H4. Register Of Excellence

- A. Open Pintos/AM units/YA units are advanced to Register of Excellence upon earning the following:
1. Open: 175 points in an individual Open event.

2. AM unit: 175 points in an individual Amateur event.
 3. YA unit: 175 points in an individual Youth event.
- B. It is possible for an Open Pinto/AM Unit/YA Unit to earn multiple ROM awards by competing in a variety of events.

H5. Certificate Of Ability

Open Pintos/AM units/YA units are advanced to Certificate of Ability upon earning the following:

- A. Open: A Register Of Merit in each of four (4) separate Open individual performance events.
- B. AM unit: A Register Of Merit in each of four (4) separate Amateur individual performance events, including showmanship, equitation, horsemanship and reinsmanship.
- C. YA unit: A Register Of Merit in each of four (4) separate Youth individual performance events, including showmanship, equitation, horsemanship/mulemanship and reinsmanship.

H6. Certificate Of Halter Ability

Open Pintos/AM units/YA units are advanced to Certificate of Halter Ability upon earning the following:

- A. Open: 500 Open Halter points.
- B. AM unit: 300 Amateur Halter points
- C. YA unit: 250 Youth Halter points.

H7. Certificate Of Achievement

Open Pintos/AM units/YA units are advanced to Certificate of Achievement upon earning the following:

- A. Open: A Register Of Merit in each of six (6) separate Open individual performance events.
- B. AM unit: A Register Of Merit in each of six (6) separate Amateur individual performance events, including showmanship, equitation, horsemanship and reinsmanship.
- C. YA unit: A Register Of Merit in each of six (6) separate Youth individual performance events, including showmanship, equitation, horsemanship/mulemanship and reinsmanship.

H8. Certificate Of Halter Achievement

Open Pintos/AM units/YA units are advanced to Certificate of Halter Achievement upon earning the following:

- A. Open: 750 Open Halter points.
- B. AM unit: 450 Amateur Halter points
- C. YA unit: 375 Youth Halter points.

H9. Certificate Of Superior Ability

Open Pintos/AM units/YA units are advanced to Certificate of Superior Ability upon earning the following:

- A. Open Horse/Mule/Donkey: A Register of Excellence in each of four (4) separate Open individual performance events.
- B. Open Pony/Miniature/Utility Horse/Miniature Mule/Miniature Donkey: A Register of Excellence in each of three (3) separate Open individual performance events.
- C. AM unit: A Register of Excellence in each of four (4) separate Amateur individual performance events, including Showmanship, Equitation, Horsemanship/Mulemanship and Reinsmanship.
- D. YA unit: A Register of Excellence in each of four (4) separate Youth individual performance events, including Showmanship, Equitation, Horsemanship/Mulemanship and Reinsmanship.

H10. Superior Halter

For all Pintos registered by the PtHA, the title or term "PtHA Superior Halter" is hereby reserved by said Association for its express use and awarded to

individual Pintos or AM Units or YA Units which meet the requirements set forth in the following section. Pintos or AM Units or YA Units are awarded the title “PtHA Superior Halter” when they have met the following criteria in their respective divisions:

- A. Open Horse/Pony/Miniature/Utility/Mule/Donkey: earned 1000 points in Open Division Halter classes in PtHA-approved shows.
- B. AM unit: 600 points in Amateur Division Halter classes in PtHA approved shows.
- C. YA unit: 500 points in Youth Division Halter classes in PtHA approved shows.

H11. Certificate Of Superior Achievement

Open Pintos/AM units/YA units are advanced to Certificate of Superior Achievement upon earning the following:

- A. Open Horse/Mule/Donkey: A Register of Excellence in each of six (6) separate Open individual performance events.
- B. Open Pony/Mini/Utility Horse/Mini Mule/Mini Donkey: A Register of Excellence in of four (4) separate Open individual performance events.
- C. AM unit: A Register of Excellence in each of six (6) separate Amateur individual performance events, including Showmanship, Equitation, Horsemanship and Reinsmanship.
- D. YA unit: A Register of Excellence in each of six (6) separate Youth individual performance events, including Showmanship, Equitation, Horsemanship/Mulemanship and Reinsmanship.

H12. Versatility Award

Open Pintos/AM units/YA units are advanced to Versatility Award upon earning the following:

- A. Open: 65 Halter points in a regular qualifying Open Halter class; earned one (1) performance Register of Excellence; earned a Register Of Merit in six (6) separate individual performance events, with two (2) being under Western equipment, and two (2) under English, and the remaining being optional.
- B. AM unit: 65 points in either Amateur Western or English Showmanship or Amateur Ranch Showmanship, but not a combination of 2 or more; an Amateur Register of Excellence in any event; one (1) Amateur Register Of Merit in three (3) separate individual performance events (excluding Showmanship, Equitation, Horsemanship/Mulemanship and Reinsmanship), with two (2) being under Western equipment and one (1) under English equipment, or two (2) being under English equipment and one (1) under Western equipment; one (1) Amateur Register Of Merit in Western Horsemanship, and one (1) in either Hunter Seat or Saddle Seat Equitation.
- C. YA unit: 65 points in either Youth Western or English Showmanship or Youth Ranch Showmanship, but not a combination of 2 or more; one (1) Youth Register of Excellence in any event; a Youth Register Of Merit in three (3) separate individual performance events (excluding Showmanship, Equitation, Horsemanship/Mulemanship and Reinsmanship), with two (2) being under Western equipment and one (1) under English equipment, or two (2) being under English equipment and one (1) under Western equipment; one (1) Youth Register Of Merit in Western

Horsemanship, and one (1) in either Hunter Seat of Saddle Seat Equitation.

- D. Open, Amateur and Youth Ponies, Miniatures, Miniature Mule and Miniature Donkey shown exclusively in-cart and/or in-hand receive a Versatility Award when they have completed the following requirements:
1. 65 halter points and one (1) performance Register of Excellence.
 2. A Register Of Merit in at least four (4) separate events, including one (1) in an individual obstacle performance class.

H13. PtHA Champion

For all Pintos registered by the PtHA, Inc., the title or term "PtHA Champion" is hereby reserved by said Association for its express use and awarded to individual Pintos or AM units or YA units which meet the requirements set forth in the following section. Pintos or AM units or YA units are awarded the title "PtHA Champion" when they have met the following criteria in their respective divisions:

- A. Open Horse, Pony, Miniature, Utility horse, Mule, Donkey, Miniature Mule or Miniature Donkey: earned 150 points in competition in PtHA-approved shows (except for SOAR Activities) provided that:
1. The points have been won under eight (8) or more different judges.
 2. At least 65 of the points have been won in point-earning equivalent Open Halter classes, or a combination of fifty-five (55) Halter and ten (10) Open Color points under at least three (3) different judges as a two-year-old or older.
 3. At least 65 of the points have been won in ROM approved performance classes or racing events.
 4. The Pinto has earned a minimum of one (1) Register Of Merit certificate in Open performance or racing events, regardless of the total number of points that it has otherwise accumulated.
 5. If the Pinto is not a Pony, Miniature, Mule Miniature or Donkey Miniature, it has earned at least ten (10) points in a second ROM event in either Open performance or racing.
 6. All recognized Open points are awarded to the Pinto regardless of number of owners or exhibitors.
- B. AM unit: earned 150 points in competition in PtHA-approved shows, provided that:
1. The points have been won under five (5) or more different judges.
 2. At least fifty (50) of the points have been won in either Amateur Western or English Showmanship or Amateur Ranch Showmanship, but not a combination of any of these.
 3. At least sixty-five (65) of the points have been won in Amateur performance or equitation events.
 4. The AM unit has earned a minimum of three (3) Amateur Register Of Merit certificates in any of the approved events, one (1) of which must be in Amateur performance, Equitation, Horsemanship/Mulemanship or Reinsmanship, regardless of the total number of points the AM unit has otherwise accumulated.
- C. YA unit: earned 150 points in competition in PtHA-approved shows, provided that:
1. The points have been won under five (5) or more different judges.
 2. At least fifty (50) of the points have been won in either Youth Western or English Showmanship or Youth Ranch Showmanship, but not a combination of any of these.

3. At least sixty-five (65) of the points have been won in Youth performance or equitation events.
4. The YA unit has earned a minimum of three (3) Youth Register Of Merit certificates in any of the approved events, one of which must be in Youth performance, Equitation, Horsemanship/Mulemanship or Reinsmanship, regardless of the total number of points the YA unit has otherwise accumulated.

H14. PtHA Legion Of Merit

For all Pintos registered by the PtHA, Inc., the title or term "PtHA Legion of Merit" is hereby reserved by said Association for its express use and awarded to an individual Pinto, or AM unit, or YA unit which meet the requirements set forth in the following section. A multi-judge weekend show counts as one (1) show when calculating Legion of Merit award, regardless of the number of judges at said show. A Pinto, or AM unit, or YA unit is awarded the title "PtHA Legion of Merit" when they have met the following criteria in the respective divisions:

- A. Open Horse, Pony, Miniature, Utility horse, Mule, Donkey, Miniature Mule or Miniature Donkey: earned 650 or more points in competition in PtHA-approved shows (Color classes do not count) provided that:
 1. The points have been won in twelve (12) or more shows and under forty (40) or more different judges.
 2. At least 185 of the points have been won in point-earning equivalent Halter classes.
 3. At least 125 of the Halter points have been won in Class A rated shows.
 4. The Halter record includes points earned at Class A rated shows as a two-year-old or older, all as the same conformation type, and that these were won under at least five (5) different judges.
 5. At least 400 of the points have been won in ROM approved performance or racing events, earned as a two-year-old or older.
 6. At least 250 of the performance points have been won in Class A rated shows.
 7. The Pinto has earned a minimum of four (4) Register Of Merit Certificates in either performance or racing events, regardless of the total number of points that it has otherwise accumulated. A pony under 50", miniature, Mule miniature, Donkey miniature or Small Standard donkey under 40" and ponies shown exclusively in-cart or in-hand classes must have earned two (2) ROM's in performance events.
 8. The Pinto has earned one (1) Register of Excellence award in an approved individual performance or racing event, regardless of the total number of points it has otherwise accumulated.
 9. The Pinto must have earned a minimum of ten (10) points each in at least six (6) different ROM performance or racing events. A pony under 50", miniature, Mule miniature, Donkey miniature or Small Standard donkey under 40" and ponies shown exclusively in-cart or in-hand classes must have earned a minimum of ten (10) points in at least three (3) ROM performance events.
 10. At least ten (10) Halter points and thirty (30) performance points must be earned through placings at a Jubilee Show, Regional Show, a Congress Show, or Pinto World Show.
- B. AM unit: earned 650 or more points in competition in PtHA approved shows (except where specifically noted) provided that:

1. The points have been won in twelve (12) or more shows and under thirty (30) or more different judges.
 2. At least 185 of the points have been won in either Western or English Showmanship or Ranch Showmanship, or a combination of 250 points in English, Western or Ranch Showmanship.
 3. The Showmanship record includes points earned at Class A rated shows, and that these were won under at least five (5) different judges.
 4. At least 100 of the Showmanship points have been won in Class A rated shows.
 5. At least 400 of the points have been won in approved performance and/or Equitation, Horsemanship/Mulemanship or Reinsmanship events.
 6. At least 225 of the performance and/or Equitation, Horsemanship/Mulemanship, or Reinsmanship points have been won in Class A rated shows.
 7. The AM unit has earned a minimum of four (4) Amateur Register Of Merit Certificates in approved individual performance and/or Equitation events, regardless of the total number of points the AM unit has otherwise accumulated.
 8. The AM unit has earned one (1) Amateur Register of Excellence award in an approved individual performance, Equitation, Horsemanship/Mulemanship or Reinsmanship event, regardless of the total number of points the AM unit has otherwise accumulated.
 9. The AM unit must have earned a minimum of ten (10) points each in at least six (6) different approved performance and/or Equitation, Horsemanship/Mulemanship or Reinsmanship events.
 10. At least ten (10) Halter points and/or showmanship points and thirty (30) performance points must be earned through placings at a Jubilee Show, Regional Show, a Congress Show, or Pinto World Show.
- C. YA unit: earned 650 or more points in competition in PtHA approved shows (except where specifically noted) provided that:
1. The points have been won in twelve (12) or more shows and under thirty (30) or more different judges.
 2. At least 185 of the points have been won in either Western or English Showmanship or Ranch Showmanship, or a combination of 250 points in English, Western or Ranch Showmanship.
 3. The Showmanship record includes points earned at Class A rated shows, and that these were won under at least five (5) different judges.
 4. At least 100 of the Showmanship points have been won in Class A rated shows.
 5. At least 400 of the points have been won in approved performance and/or Equitation, Horsemanship/Mulemanship, or Reinsmanship events.
 6. At least 225 of the performance and/or Equitation, Horsemanship/Mulemanship or Reinsmanship points have been won in Class A rated shows.
 7. The YA unit has earned a minimum of four (4) Youth Register Of Merit Certificates in approved individual performance and/or Equitation, Horsemanship/Mulemanship or Reinsmanship events, regardless of the total number of points the YA unit has otherwise accumulated.
 8. The YA unit has earned one (1) Youth Register of Excellence award in an approved individual performance or Equitation,

Horsemanship/Mulemanship or Reinsmanship events, regardless of the total number of points the YA unit has otherwise accumulated.

9. The YA unit must have earned a minimum of ten (10) points each in at least six (6) different approved performance and/or Equitation, Horsemanship/Mulemanship or Reinsmanship events.
10. At least ten (10) Halter points and/or showmanship points and thirty (30) performance points must be earned through placings at a Jubilee Show, Regional Show, a Congress Show, or Pinto World Show.

H15. Pinto Supreme Champion

For all Pintos registered by the PtHA, Inc., the title or term "PtHA Supreme Champion" is hereby reserved by said Association for its express use and awarded to an individual Pinto, or AM unit, or YA unit which meet the requirements set forth in the following section. A multi-judge weekend show counts as one (1) show when calculating Pinto Supreme Champion award, regardless of the number of judges at said show. A Pinto, or AM unit, or YA unit is awarded the title "PtHA Supreme Champion" when they have met the following criteria in the respective divisions:

- A. Open Horse, Mule, Donkey: earned 1500 Open points or more in PtHA-approved shows, excluding Color classes; Open Pony, Open Miniature, Open Utility Horse, Open Miniature Mule, Open Miniature Donkey: earned 1000 Open or more points in PtHA-approved shows excluding Color classes AND provided that:
 1. PtHA Champion and PtHA Legion of Merit awards have been earned.
 2. At least 100 points have been earned at a Jubilee Show, Regional Show, Congress Show or World Pinto Show.
 3. At least 250 points have been earned in Halter.
 4. At least 200 of the Halter points have been earned in Class A rated shows as a two-year-old or older.
 5. Halter points have been earned as a two-year-old or older under ten (10) different judges, all as the same conformation type.
 6. At least 500 of the performance points have been earned in Class A rated shows.
 7. The Pinto has earned two (2) Register of Excellence awards in approved individual performance events, regardless of the total number of points otherwise accumulated.
- B. AM unit: earned 1000 points in twenty (20) or more PtHA-approved shows under at least thirty-five (35) different judges, provided that:
 1. Amateur Champion and Amateur Legion of Merit awards have been earned.
 2. 200 points have been earned in either Western, English or Ranch Showmanship, or a combination of 300 points in Western, English or Ranch Showmanship, and at least 150 of the Showmanship points earned in Class A rated shows, with points earned under at least eight (8) different judges.
 3. 600 points have been earned in equitation or performance events, and at least 400 of the equitation, Horsemanship/Mulemanship, Reinsmanship, and/or performance points earned in Class A rated shows, with points earned under at least eight different judges.
 4. Five (5) Amateur Register Of Merit awards have been earned in equitation and/or individual performance, Horsemanship/Mulemanship, or Reinsmanship events and a minimum of ten (10) points in each of two (2) other equitation, Horsemanship/Mulemanship, or Reinsmanship and/or performance events.

5. Two (2) Amateur Register of Excellence awards have been earned, one (1) in Equitation, Horsemanship/Mulemanship or Reinsmanship, and one (1) in an individual performance event.
- C. YA unit: earned 1000 points in twenty (20) or more PtHA-approved shows under at least thirty-five (35) different judges, provided that:
1. Youth Champion and Youth Legion of Merit awards have been earned.
 2. 200 points have been earned in either Western, English or Ranch Showmanship, or a combination of 300 points in Western, English or Ranch Showmanship, and at least 150 of the Showmanship points earned in Class A rated shows, with points earned under at least eight (8) different judges.
 3. 600 points have been earned in Equitation Horsemanship/Mulemanship, Reinsmanship or performance events, and at least 400 of the Equitation and/ or performance points earned in Class A rated shows, with points earned under at least eight (8) different judges.
 4. Five Youth Register Of Merit awards have been earned in Equitation Horsemanship/Mulemanship, Reinsmanship and/ or individual performance events and a minimum of ten (10) points in each of two (2) other Equitation, Horsemanship, Reinsmanship and/or performance events.
 5. Two (2) Youth Register of Excellence awards have been earned, one (1) in Equitation, Horsemanship/Mulemanship, or Reinsmanship and one (1) in an individual performance event.

H16. Superior Performance Pinto

While not intended to be above a Supreme Champion, this award is the highest performance award given. It is awarded upon earning the following:

- A. Horse/Mule/Donkey: Eight (8) Performance Register of Excellence awards.
- B. Pony/Miniature/Utility Horse/Miniature Mule/Miniature Donkey: Five (5) Performance Register of Excellence awards.
- C. Amateur Unit: Eight (8) Performance Register of Excellence Awards, including Showmanship, Equitation, Horsemanship/Mulemanship and Reinsmanship.
- D. YA Unit: Eight (8) Performance Register of Excellence Awards, including Showmanship, Equitation, Horsemanship/Mulemanship and Reinsmanship.

H17. AM/YA Top Ten, POY, AOY, YOY

- A. The Association will make annual awards based upon the number of points earned by an individual Pinto, or AM Unit, or YA Unit during that year of competition in each of the approved events in which points are awarded at PtHA-approved shows and any event deemed proper by PtHA.
- B. Points will be computed on a yearly calendar basis from January 1 to December 31. Horse, pony, miniature, utility horse, mule, donkey, miniature mule or miniature donkey of the Year and YA/AM High Point standings close December 31 of each year. Results received by the Association later than 30 days following a show will not be included in the standings.
- C. All Youth or Amateurs eligible to participate in the PtHA AM or YA Champion and ROM programs are eligible for AM and/or YA annual High Point awards.
- D. For an event to receive Pinto of the Year status in a specific year, it must have been held in at least two (2) separate PtHA approved shows during that year. For this purpose only, multi-judge shows would be considered one show, regardless of the number of judges at said show. If an event does not meet this criterion, it will not appear in the year end standings. The

Executive Vice President may exempt an event if it is only held at the Pinto World Championship Show. A minimum of eight (8) ROM points and at least 3 competing equine is required to receive award. An honorable mention will be made in the *Pinto Horse* online magazine for any event with less than the minimum number of points.

- E. The ten (10) units in each of the two Youth age groups – 13 & under; 14-18 earning the highest number of points overall shall constitute the Youth Activities High Point winners. The ten (10) units in each of the three (3) Amateur age groups – 19-39 under; 40-54, 55 and over, earning the highest number of points overall shall constitute the Amateur High Point winners. An appropriate certificate shall be prepared and presented to each Youth or Amateur, and the High Point winners will be published in the *Pinto Horse* online magazine and posted on the PTHA Web site.
- F. The Pinto earning more points during the year than any other of its peers has earned in a given event will be named “Pinto of the Year” in that event. An appropriate certificate shall be prepared and presented to the owner of said Pinto in Open and Youth and Amateur in their divisions, and will be published in the *Pinto Horse* online magazine and posted on the PTHA Web site.
- G. Each of the next nine highest point-earning Pintos for that year in each event will be so designated as “Honorable Mention” and be published in the *Pinto Horse* online magazine.
- H. To be eligible for any award in this program, the owner of record, or lessee if applicable, must be a current member of PTHA. AM or YA must be a current member of PTHA.
- I. The ten (10) Youth units earning the highest number of points in each of the individual YA point-earning events during the year will be recognized. The ten (10) Novice Youth units earning the highest number of points in each of the individual Novice YA events during the year will be recognized. The ten (10) Amateur units earning the highest number of points in each of the individual AM point-earning events during the year will be recognized. The ten (10) Novice Amateur units earning the highest number of points in each of the individual Novice AM events during the year will be recognized.
- J. YA Annual High Point, 13 & Under and 14-18; AM Annual High Point, Junior (Jr.), Senior (Sr.) and Elite.
- K. Tentative horse, pony, miniature, utility horse, mule, donkey, miniature mule or miniature donkey of the Year and AM and YA High Point placings are posted on the Web site throughout the season. It is the responsibility of all persons interested in the High Point and Pinto of the Year awards to check the tentative results. All Pinto of the Year awards will become official sixty (60) days after the show results for that show are posted on ePinto or no later than January 7, whichever is first. No changes will be made after this time.

H18. Zone Awards, Youth and Amateur

- A. General Rules and Regulations
 - 1. This is an annual top five overall high point award
 - 2. Zone Awards will be presented in each of the three (3) Amateur age groups (19-39, 40-54, 55 and over), and two (2) Youth age groups (13 & Under and 14-18) in each zone.
 - 3. A unit will consist of one (1) Pinto and one (1) Exhibitor combination.
 - 4. All PTHA Amateurs members and PTHA Youth members in good standing are eligible.
 - 5. Novice Amateur, Novice Youth Classes, Walk Trot exhibitors and Leadline exhibitors are not eligible for this award.
 - 6. A minimum of eight (8) points is required to receive an award.

B. Points

1. Points may be accumulated only in the zone in which the exhibitor resides.
2. Points accumulate from only PtHA approved shows.
3. No points will be awarded from any PtHA World or Congress Show in any zone.
4. Average card scores do not count from any show.
5. ROM point system listed in the current PtHA Rule Book will be used when tabulating points. See Rule G20.
6. If tie occurs for any place, World Show tie breaker logic will be used to break tie.

C. Recognition

1. An award will be presented to five (5) places in each age group.
2. The name of the Pinto and owner/lessee name will be published in the *Pinto Horse* online magazine.

D. Zones

Zone 1: Alaska, British Columbia, Idaho, Montana, Oregon, Washington

Zone 2: Arizona, California, Hawaii, Nevada, Utah

Zone 3: Colorado, Kansas, Nebraska, North Dakota, South Dakota, Wyoming

Zone 4: New Mexico, Oklahoma, Texas

Zone 5: Illinois, Iowa, Minnesota, Missouri, Wisconsin

Zone 6: Alabama, Arkansas, Louisiana, Mississippi, Tennessee

Zone 7: Connecticut, Delaware, District of Columbia, Maine, Maryland, Massachusetts, New Hampshire, New Jersey, New York, Pennsylvania, Rhode Island, Vermont, Virginia, West Virginia

Zone 8: Indiana, Kentucky, Michigan, Ohio

Zone 9: Caribbean Islands, Florida, Georgia, North Carolina, South Carolina

Zone 10: Alberta, Manitoba, North West Territories, Saskatchewan, Yukon

Zone 11: New Brunswick, Newfoundland, Nova Scotia, Ontario, Prince Edward Island, Quebec

Zone 12: All European Countries

Zone 13: All South American Countries, Mexico

Zone 14: Australia, New Caledonia, New Zealand

H19. Challenge 20 Award, Youth and Amateur**A. General Rules and Regulations**

1. This is an annual top ten award
2. Challenge 20 Awards will be presented in each of the three (3) Amateur age groups (19-39, 40-54, 55 and over) and two (2) Youth age groups (13 & Under and 14-18).
3. A unit consists of one (1) Pinto and one (1) exhibitor.
4. All PtHA Amateurs members and PtHA Youth members in good standing are eligible.
5. Novice Amateur, Novice Youth Classes, Walk Trot exhibitors and Leadline exhibitors are not eligible for this award.
6. A contestant may exhibit more than one (1) Pinto, however, the points will be computed separately for each unit.

B. Judge Criteria

1. A maximum of twenty (20) judges will be used to compute the total points per unit.
2. Each judge is counted as one (1) show.
3. A judge can only appear on list one (1) time.

C. Points

1. Points will be computed on an annual show year basis.
2. Average card scores do not count from any show.
3. Only individual judge's scores will count.

4. Points are calculated by the PtHA points scale. (See Rule G20)
 5. If tie occurs for any place, World Show tie breaker logic will be used to break tie.
 6. If two (2) shows are tied for the same Amateur/Pinto unit or Youth/Pinto unit, the earliest show date will break the tie.
- D. Recognition
1. An appropriate certificate will be presented to ten places in each age group.
 2. The name of the Pinto and owner/lessee name will be published in the *Pinto Horse* online magazine

H20. Presentation of Awards

All awards will be presented at the annual PtHA Convention. Awards will be mailed to those recipients unable to accept his/her award(s) in person, or by a designated representative.

I. EXHIBITION OF PINTOS

11. Horse

- A. Refer to the regulations for each type.
- B. Supplemental hair in mane and tail is permitted in any division. (Unless class rules specify otherwise.)
- C. Placing of a Pinto's feet by hand is permitted unless class rules specify otherwise.
- D. Any tack and/or attire infraction is to be considered as a penalty, not a disqualification, unless specific class rules require a disqualification.
- E. No more than eight (8) equine may hand gallop at one time in any class, including Disciplined Rail classes. Exception-PtHA managed shows.
- F. In no case may Western and English styles of showing be combined, except in Trail, Side Saddle, AM and YA Walk/Trot Showmanship, AM and YA Novice Showmanship, and YA Leadline and Long Ear Drive and Ride. Western and English Showmanship classes, Western and English Pleasure classes, Western and English Equitation classes, etc. may not be combined at any time. No points will be awarded to such combined events.
- G. "Type" refers to the conformation type of the Pinto. "Seat" refers to the equipment used on the Pinto.
- H. There shall be no discrimination regarding the style of riding of any type of horse, pony, utility horse or long ear exhibited in mixed seat classes.
- I. Artificial tails consisting of fabric and hair are permissible. Weighted tails are permissible as long as they do not violate rule G13. The designated judge or equipment judge shall determine if the tail meets these standards and the decision will be final. Exception: Switches and braces on saddle type entries are acceptable.
- J. In all classes involving Saddle type horses, the judge will call for a trot or intermediate gait.
- K. In Equitation, Horsemanship and Reinsmanship classes, individual patterns are not required if judge includes test in rail work.
- L. All riding classes require an appropriate bridle unless specific class rule indicates otherwise.
- M. Combining Classifications
 1. Horses, ponies, miniatures, utility horses and long ears may not compete together in any open classes.
 2. Utility Pintos may not be combined with any other classification.
 3. Solid Pintos may not be combined with any regular classes in any division

4. Horses may not be combined with ponies and/or miniatures in any driving event.
5. Mules and Donkeys may not combine in any event, except Youth Walk/Trot 10 & under.
6. Mini Mules and Mini Donkeys may be combined as one class.
- N. Exhibitors 19 & over may not ride Miniatures, nor Ponies.
- O. In Halter classes where class specifications allow whips, the whip length may not exceed 6', including lash. For whip sizes in other appropriate classes, refer to the individual class specifications.
- P. In all individual work classes, a random draw must be used.
- Q. Physically Challenged Exhibitor: PtHA will allow any physically challenged exhibitor to enter any class if the exhibitor can perform the requirements of the class, without jeopardy to other exhibitors or themselves. See Rule G3.
- R. Any mounted performance class shall be shown astride unless otherwise noted.
- S. The judge has the authority to excuse any equine from any class or event, due to lameness, at any time during an event, competition or show. This shall include, but not be limited to, lameness obviously observable at a trot, marked nodding, hitching or shortened stride, or minimal weight-bearing in motion and/or at rest, or the ability to move.
- T. In any performance class, an open leg wound may be covered by a bandage not to exceed 1-1/2 wraps of vet wrap or similar materials and not over four (4) inches in width.
- U. The use of artificial appliances or devices such as chains, shackles, rubber bands, blinkers (except when driving) or blindfolds are prohibited on the grounds before or during a competition.
- V. Youth exhibitors may not be tied, buckled, or fastened in any way to a Pinto, or any portion of the tack, in any youth class – exception, any person with a reasonable Accommodation for Challenged Exhibitors Certificate which necessitates such assistance.

12. Pony

- A. Refer to Horse rules for further information for items not covered below.
- B. Classes may be offered to all sizes and conformation types; or, by conformation type alone; or, by size alone; or, by size and conformation type. Pony conformation types are: Stock, Hunter, Pleasure, and Saddle.
- C. Ponies may compete with horses and/or miniatures in Amateur in hand classes. Ponies may compete with horses in Youth Performance classes, except YA driving, and may compete with horses and/or miniatures in YA in hand classes. Ponies may not compete with horses, miniatures, utility horses or long ears in any Open class.
- D. Exhibitors 19 and over may not ride miniatures, nor ponies. Failure to adhere to this rule will cause a loss of exhibitor points for that class and a fine to the show management.
- E. Ponies may be ridden by persons eighteen (18) years of age or younger.
- F. It is permissible to tie up long tails in Pony Trail In-Hand and Jumping In-Hand classes.
- G. The use of artificial appliances or devices such as chains, shackles, rubber bands, blinkers (except when driving) or blindfolds are prohibited on the grounds before or during a competition.

13. Miniature

- A. Refer to Horse rules for further information for items not covered below.
- B. Miniatures must to be shown unshod in all classes and without weights of any kind.

- C. Miniatures may compete in Amateur and Youth halter and in hand classes, and may be combined with ponies and/or horses, with the exception of driving (see Rule P1.F)
- D. Miniature mares and geldings may be ridden in leadline or leadline costume by riders 6 year old or younger. The handler leading the miniature must be 14 (fourteen) years of age as of January 1 of the current year.
- E. Miniature stallions may be shown by persons 19 years of age or older.
- F. Open Miniature and Miniature B classes may be combined, but Miniatures and Miniature B Pintos may not be combined with any Open horse, pony, utility or long ear class.
- G. It is permissible to tie up long tails in Miniature Trail In-Hand and Jumping In-Hand classes.
- H. The use of pads, wedges, chains or weighted ankle boots elastic bands, shackles, or other artificial appliances to enhance action are prohibited on the grounds before or during a competition.

14. Utility Horse

- A. Refer to PtHA Horse rules for further information pertaining to utility horse specifications not covered below.
 - 1. Utility horse classes are to be divided by types, Gypsy and Draft/Drum. Individual Gypsy and Draft/Drum classes can be combined based at the discretion of show management, including all halter, in-hand, driving, Gymkhana and performance classes.
 - 2. Solid utility horse classes can be offered based on discretion of show management. (See Rule S)
- B. Utility horses may not compete with any other type or classification in any PtHA ROM event.
- C. Performance class gaits for Utility Division may be either walk/jog or walk/jog/lope for Western and walk/trot or walk/trot/canter for English and Hunter classes. Horses are not allowed to cross over between the two divisions at the same show.

15. Long Ear

- A. Refer to PtHA Horse rules for further information pertaining to Long Ear specifications not covered below.
 - 1. Miniature Mules 50" and under and Miniature Donkey 38" and under may show together.
 - 2. Mules 50" and above may show together.
 - 3. Donkeys 38" and above may show together.
 - 4. Mules 50" and above and Donkey 38" and above may not show in the same class.
 - 5. Youth Walk/Trot 10 & under classes may combine Mules and Donkeys.
 - 6. Exhibitors 19 and over may not ride miniature mules/donkeys or small standard donkeys.

16. Conformation Characteristics

- A. Stock Type Horse
 - 1. The accepted breeding of the Stock type Pinto is a Western horse of predominantly Quarter Horse breeding and conformation.
 - 2. Halter classes – Stock type entries are shown in a halter with lead shank. No assistants are permitted in the ring. Whip or crop is prohibited. Stock type Horses shall stand squarely on all four feet.
 - 3. Entries shall be serviceably sound in all Halter and performance classes.
 - 4. Stock type entries may be shown with natural, shortened or roached mane; natural or shortened tail. Braiding or banding is permitted.
- B. Stock Type Pony

The Stock type Pinto Pony is a Western type Pony displaying the conformation associated with the Quarter

type Horse and original style Shetland Pony.

C. Hunter Type Horse

1. The accepted breeding of the Hunter type Pinto is an English Horse of predominantly Thoroughbred breeding and conformation. The “running style” Quarter Horse can also be found in this classification.
2. Entries shall be serviceably sound in all halter and performance classes.
3. Hunter type entries may be shown with natural or shortened mane and tail. Roached mane is discouraged and may be penalized at the judge’s discretion. Braiding or banding in Halter is allowed. In performance classes, Hunter type entries may be braided according to the individual class specification.

D. Hunter Type Pony

The Hunter type Pinto Pony is a pony reflecting the conformation associated with a Thoroughbred type horse and Connemara Pony. Certain bloodlines of Welsh Pony can also be found in this classification.

E. Pleasure Type Horse

1. The accepted breeding of the Pleasure type Pinto is a horse of predominantly Arabian or Morgan breeding and conformation.
2. Entries shall be serviceably sound in all Halter and performance classes. They may be shown barefoot or shod.
3. Pleasure type entries may be shown with natural, full, or shortened unset, ungingered tail and full or shortened mane in all classes. Roached mane or tail, tail brace, or cap is prohibited. Braiding is prohibited except in Hunter Seat, Dressage, English Showmanship, Parade Horse and Show Horse classes, where Pleasure type entries may be braided according to that individual class specification

F. Pleasure Type Pony

The Pleasure type Pinto Pony is a Pony reflecting the carriage and conformation associated with the Arabian and Morgan type Horses and Welsh Pony. Certain bloodlines of Shetland Pony can also be found in this classification.

G. Saddle Type Horse

1. The accepted breeding of the Saddle type Pinto is an English Horse of predominantly Saddlebred, Hackney, or Tennessee Walking Horse breeding and conformation, displaying the high head carriage and animated, high action of these breeds.
2. Entries shall be serviceably sound and shown without artificial appliances (e.g., wired ears) except inconspicuously applied hair in mane and tail or tail brace in all halter and performance classes.
3. If entries are braided, the horse shall be braided only in the Saddle Horse manner. In performance classes, Saddle type entries may be braided according to that individual class specification (e.g., in Dressage only, Hunter style braids are acceptable).

H. Saddle Type Pony

The Saddle type Pinto Pony is a Pony displaying the carriage, animation and action of the Saddlebred and Tennessee Walking type Horses and modern style Shetland and Hackney Ponies. Certain bloodlines of Welsh Pony can also be found in this classification.

I. Gypsy Type Utility Horse

1. See Rule 16.A. (Stock Type Horse) rules for specifications not provided below.

2. The accepted breeding of the Gypsy type utility horse is a horse of predominantly Gypsy Cob or Vanner breeding, displaying a heavy build with a short to moderate frame.
3. No discrimination will be made regarding clipped and not clipped body hair.
4. Gypsy type Utility horse entries should exhibit feathering on legs.

J. Drum Type Utility Horse

1. See Rule I6.A. (Stock Type Horse) rules for specifications not provided below.
2. The accepted breeding of the Drum type utility horse is a horse of predominantly Gypsy crossbreeding with other draft type breeds, displaying a larger, taller frame or full draft breeding.
3. No discrimination will be made regarding clipped and not clipped body hair.
4. Drum type utility horse entries may exhibit feathering on legs.

K. Long Ear - Mules

The general appearance of the mule should be:

1. Head straight with firm even mouth and jaw.
2. The eyes should be kind, bold and alert. Ears are well shaped with much length and attentive.
3. The mule should have a well balanced head and neck of sufficient length that shows quality, blending into shoulders long and sloping well back.
4. Withers moderately defined and the same height as croup.
5. Chest should be broad and the forelegs set square, true, and strong with well modeled bones and good muscle.
6. Well sprung ribs, the back and loin short, wide and well muscled.
7. Underline is long with the flank well let down.
8. Hips are smoothly covered being long, sloping and muscular.
9. Hind legs should have hocks of good size, flat and clean to turn neither inward or outward.
10. Hind legs not to be bent. Hocks not to be set behind a line from the point of the hip to the fetlock joint.
11. Pasterns should have medium slope and length.
12. Feet well shaped of medium size and sound.

L. Long Ear - Donkey

The general appearance of the donkey should be:

1. The neck should be well muscled, but not excessively thick, and of proportionate length.
2. The feet should be large and well cupped.
3. Bone should be of good size, flat and clean.
4. The legs should not be fine in appearance, resembling the leg of the Thoroughbred horse.
5. Compared to a horse the rump of a Donkey has a sharper, more sloping croup. It should be strong and gently sloping.
6. The head should be well shaped and not of extreme length or thickness, tapering to a relatively fine, rounded muzzle, and be in good proportion to the body.
7. Large wide set eyes.
8. Well placed long, thin upright ears.

J. HALTER AND COLOR

J1. General Halter Judging

- A. The judge should be aware of the fact that not all conformation types are traditionally shown in the same manner. Whereas Stock types usually walk into the ring, Hunter types may enter at a walk or a trot, at the judge's discretion, but must be trotted past the judge to allow assessment of soundness and length

of stride. Pleasure and Saddle types are normally brought into the ring at a trot, that gait being an important aspect of its conformation types.

- B. Entries are to be judged on conformation, type, quality, and way of going with attention to the type of conformation and associated expectation in the case of classes not divided by type, and in the case of classes with separate sections for the four types. In judging Hunter type Halter horses, movement must be considered and suitable for purpose.
- C. Judges may eliminate or severely mark down Pintos showing in a specific Halter section (e.g., Pleasure type) where, in the opinion of the judge, the Pinto is not a correct representative of that conformation type.
- D. Blemishes, such as scars, splints, and spavins are to be marked down according to the effect on the soundness of the Pinto. Transmissible weakness and/or unsoundness are to be counted strongly against the horse.
- E. Pintos are to be shown in hand at a walk and jog or trot.
- F. A judge may penalize or disqualify an exhibitor for intentionally dropping the lead during Halter or Showmanship classes.
- G. In weanling classes that include suckling entries, it is permissible for the dam to accompany the foal into the arena, but the dam must be placed along the rail.
- H. Exhibitor apparel should match the style of class. Refer to Rule G8.
- I. Disqualifications
 1. Lameness. Obvious lameness is:
 - a. Consistently observable at a trot under all circumstances;
 - b. Marked nodding, hitching or shortened stride;
 - c. Minimal weight-bearing in motion and/or at rest and inability to move.
 2. Parrot/Monkey Mouth. Defined as no occlusal contact between the upper and lower central incisors.
 3. Cryptorchid. Cryptorchidism in a stallion that is 2 years of age or older where there is evidence of only one testicle present.
 4. Incorrect Pattern. All contestants failing to complete the prescribed pattern correctly in three attempts. Exception: Contestants in all Youth and Amateur divisions failing to complete the prescribed pattern are not to be placed over any contestant that completes the pattern correctly, but will not be disqualified.
 5. Setting Up-Inspection. All contestants fail to get his/her horse set up and standing still for inspection long enough to allow for proper inspection of all 4 sides. Exception: Contestants in all Youth and Amateur divisions fail to get his/her horse set up and standing still for inspection long enough to allow for proper inspection of all 4 sides are not to be placed over any contestant that completes the set up and inspection, but will not be disqualified.
 6. Loose Horse. Any horse that becomes detached from its handler and is no longer under control shall be disqualified. If the initial horse exhibiting poor mannerisms causes other exhibitors to lose their horse, only the initiating horse can be disqualified. The decision of the judge will be final.
 7. Disruptive Horse. Any horse that is disruptive, or is a danger to the exhibitor, other exhibitors or horses, may be disqualified at the judge's discretion.

J2. Stock Type Halter

- A. Stock type entries are shown in a plain or silver halter and lead shank. No assistants are permitted in ring. Whips and crops are prohibited.
- B. Stock entries will stand squarely on all four feet.
- C. Must follow western attire rules.

J3. Hunter Type Halter

- A. Hunter type entries are shown in a snaffle bridle or leather halter and lead shank. In Hunter Type Halter classes, decorative silver bridles, monogrammed name plates and tags, and silver halters are prohibited. No assistants are permitted in the ring. Hunt whip or crop may be carried. Hunter type Horses shall stand either in the traditional Hunter position, with front feet square and hind feet offset, or square.
- B. In Hunter type Halter, movement must be considered and suitable for purpose.
- C. Attire
 - 1. Traditional and conservative hunt coat (no reds, pinks, bright colors, etc.), suitable breeches (no black or white), hunt shirt with stock tie or choker or oxford shirt with tie and helmet or hunt cap. Hunt bowler is also acceptable for adult exhibitors. Gloves are optional. It is optional that an exhibitor may wear a helmet with harness in all classes.
 - 2. Attire may also include a long sleeve collared dress shirt (solid colored and either white or another conservative color), dress pants or slacks, paddock boots or conservative tennis shoes. Blue jeans are prohibited. If a belt is worn, it should be a plain belt, not of western type or style. A non Western hat, vest, coat, tie and gloves are optional.

J4. Pleasure Type Halter

- A. Pleasure type entries are shown in a halter with lead shank, show bridle with lead shank, or curb bit with rein. No assistants are permitted in the ring.
 - 1. Whip is optional, but appendages are prohibited.
 - 2. Handlers shall be penalized for excessive use of a whip or actions with a whip that disturb any other entrant. Penalties may range from a warning to expulsion from the class.
 - 3. Whip shall be slightly flexible and up to 72" in length, including lash.
- B. Pleasure type entries shall stand squarely on all four feet or slightly stretched. Front legs must be perpendicular (at right angles) to the ground and all four feet flat on the ground. Rear legs may be placed squarely under the body or slightly offset (no more than one step). Judge may ask exhibitor to move hind leg(s) under entry for inspection.

J5. Saddle Type Halter

- A. Saddle type entries are shown in a show bridle with lead shank, curb bit or halter with lead shank. One assistant is allowed as a tailer in classes for Saddle type only. Assistants are not allowed in classes where types are mixed.
 - 1. Whip is optional for handler and assistant.
 - 2. Handlers shall be penalized for excessive use of a whip or actions with a whip that disturb any other entrant. Penalties may range from a warning to expulsion from the class.
 - 3. Whip shall be slightly flexible and up to 72" in length, including lash.
 - 4. Appendages will consist of a small, empty paper bag, a small empty plastic bag or ribbons.
- B. Saddle type entries may display a stretched or parked position when standing. It is recommended that the front legs be perpendicular to the ground or only moderately ahead (one step) of the perpendicular. When hind legs are placed behind the body it should be done without exaggeration or in any manner that would distort the horse's conformation. Judge may ask for repositioning of the horse.

J6. Pony Halter Classes

- A. Type and Size Requirement
 - 1. When two (2) or more Pony Halter classes are provided at a show, they shall be divided in one of the following manners:

- a. Stock type; Hunter type; Pleasure type; Saddle type
- b. Stock and Hunter types; Pleasure and Saddle types
- c. Pony sizes may be divided as follows:
 - 1) all sizes combined
 - 2) Pony A, Pony B and Pony C

B. Appointments - Refer to Horse rules and Horse classes

J7. Miniature Halter Classes

A. Age and Size Requirements

- 1. Foals of the current year.
- 2. Yearling
 - a. 35" and under (A)
 - b. Over 35" not exceeding 39" (B)
- 3. Two year old
 - a. 35" and under (A)
 - b. Over 35" not exceeding 39" (B)
- 4. Three year old
 - a. 35" and under (A)
 - b. Over 35" not exceeding 39" (B)
- 5. Four year old & older
 - a. 33" and under (A)
 - b. Over 33" not exceeding 35" (A)
 - c. Over 35" not exceeding 39"(B)
- 6. Halter classes may be offered as combined height, or divided by height and/or sex.
- 7. No whips, bats or crops are permitted in Miniature Halter classes.

B. Appointments - Refer to Horse rules and Horse classes

J8. Horse Halter Classes

- A. When a show offers two or more Horse Halter sections, it is not required to provide the exact same number of Halter classes for each section. Separate Halter Champion and Reserve Champion awards should be made in each section. When two or more halter sections are provided at a show, the following divisions are recommended:
 - 1. Stock type; Hunter type; Pleasure type; Saddle type.
 - 2. Stock and Hunter type; Pleasure and Saddle type.
- B. Pintos may not cross-enter in more than one open Halter class at a show where more than one section is offered.
- C. Pintos may show in one point-earning Halter class only per division (Open, Youth, or Amateur division) per show, excluding Halter Championship and Reserve Championship judging.
- D. Entering and competing in a Halter section, or as a type other than the one shown on Registration Certificate, shall result in elimination from the class and loss of all awards and points from that class. The Show Committee is responsible for enforcement of this rule. If the show results indicate that any ineligible entrant has placed, the PtHA Performance Department shall have the authority to make the appropriate corrections (i.e., eliminate the ineligible entrant and advance the placing of the remaining award winners.
- E. Appointments and handling of Pinto should be consistent with the type of Pinto being shown. The judge's emphasis is on conformation and type, but circumstances may occur where attire may vary with type being exhibited; discretion should be used by the judge before penalizing the entry.
- F. In the Open Halter division(s), the Championship shall be awarded to one of the entries which has placed first in the qualifying class. After the Championship has been awarded, the entry which has placed second in the qualifying class to the entry awarded the Championship shall compete with the remaining first place winners for the Reserve Championship. Should any first place winners in a qualifying class not compete for the

Championship, the second place entry may be moved up for Championship consideration.

- G. Only the first and second place Pintos in a Halter class, regardless of conformation type, sex, or age may compete for Champion or Reserve Champion at Halter.
- H. Halter classes for all sexes and ages of Pintos must be offered on the show bill whenever Halter classes are offered. All ages shall compete for Championships.
- I. Age groups of the same sex may be combined when there are insufficient entries, with points awarded to the appropriate ribbon winners.
- J. Although it is not recommended, sexes may be combined within age groups or by conformation type when there are insufficient entries, with points awarded to the appropriate ribbon winners.
- K. When Halter classes are divided by conformation type, there must be separate Halter Champion and Reserve awards by type. When two or more Halter classes are combined and these classes represent all of the combined Pintos (example: stallions/geldings or PL/SD types), Champion and Reserve classes connected to these classes must also be combined.
- L. It shall be the decision of the Show Committee to divide classes into preliminary sections and finals or combine, or cancel classes.

J9. Utility Halter Classes

- A. Age and sex requirements
 - 1. Mares
 - a. 2 and under
 - b. 3 and over
 - 2. Geldings
 - a. 2 and under
 - b. 3 and over
 - 3. Stallions
 - a. 2 and under
 - b. 3 and over
- B. Appointments
 - 1. Refer to PtHA Horse, Stock Type Halter and Horse classes' rules for specifications not provided below.
 - 2. Gypsy and Drum type utility entries will enter the ring at a walk and will stand squarely on all four (4) feet.

J10. Performance Halter Classes

For horses aged one year and older. Horses are not eligible to compete in other halter classes at the same show. Horses that complete a minimum of one performance class (including horsemanship or equitation), excluding showmanship, at the same show will be eligible.

- A. Jr. and Sr. classes may be offered.
 - Junior Performance Mares, ages one year and two years
 - Senior Performance Mares, ages three years and over
 - Junior Performance Geldings, ages one year and two years
 - Senior Performance Geldings, ages three years and over
 - Junior Performance Stallions, ages one year and two years
 - Senior Performance Stallions, ages three years and over
- B. All age classes may be offered.
- C. Classes may be offered for Horse, Pony, Miniature, Utility or Long Ear Divisions.
- D. Classes may be offered by sex and/or type or division. Divisions may not be combined.
- E. Classes may be offered for Open, Amateur or Youth (Mare and Gelding only).
- F. First and Second place in the performance halter class will be eligible for Grand and Reserve in each sex divisions. The number of entries in the performance halter class count toward the total for each sex division in determining point for Grand and Reserve.

J11. Point-Earning Halter Classes

A. Stallions

1. Suckling and Weanling Colts
2. Yearling Colts
3. Two Year Old Colts
4. Champion and Reserve Champion Junior Colts
5. Three Year Old Stallions
6. Four Year Old Stallions
7. Five Year Old Stallions
8. Six Year Old and Older Stallions
9. Performance Stallions
10. Champion and Reserve Champion Senior Stallions

B. Mares

1. Suckling and Weanling Fillies
2. Yearling Fillies
3. Two Year Old Mares
4. Champion and Reserve Champion Junior Mares
5. Three Year Old Mares
6. Four Year Old Mares
7. Five Year Old Mares
8. Six Year Old and Older Mares
9. Brood mares (Any mare three years of age or older, having produced a registered foal in the current year or immediate previous year.) Entrants in this class are not eligible to compete in any other Mare Halter class in a show except Champion and Reserve Champion.
10. Performance Mares
11. Champion and Reserve Champion Senior Mares

C. Geldings

1. Yearling and Under Geldings
2. Two Year Old Geldings
3. Champion and Reserve Champion Junior Geldings
4. Three Year Old Geldings
5. Four Year Old Geldings
6. Five Year Old Geldings
7. Six Year Old and Older Geldings
8. Performance Geldings
9. Champion and Reserve Champion Senior Geldings Applies to all divisions except where otherwise noted.

D. Champion and Reserve Champion classes may be grouped by type, sex, or age. When grouped by age, Junior Champion must be two years and under and Senior Champion must be three years and older.

J12. Color Classes

1. Color classes are judged on the most ideal markings of the individual Pinto. Ideal markings are defined as a 50-50 distribution of white and color overall on the Pinto. It is not necessary for the markings to duplicate themselves on each side of the Pinto.
2. Color classes receive points for Register Of Merit and Register of Excellence. Under limited, specific circumstances, up to ten Color points may be used toward a PtHA Championship. Color points may not be used toward any other Open, Amateur, or Youth award. Any points used toward a PtHA Championship may not be used for any Color awards.
3. Horse Color classes may NOT be combined.
4. Pony Color classes MAY be combined.
5. Miniature Color classes MAY be combined.
6. Utility Color classes MAY be combined.
7. Long Ears may not compete in color classes.

8. Conformation is not considered, and the class should not be conducted like a conformation Halter class (i.e. entries moved individually).
9. Tobiano Pattern – To be judged 100 percent on the most ideal markings of the individual Tobiano Pinto.
10. Overo Pattern – To be judged 100 percent on the most ideal markings of the individual Overo Pinto.

J13. Non Point-Earning Halter Classes

- A. These Halter classes are desirable for all large shows where competition among horse breeders can be stimulated and sufficient entries can be obtained. Registered Solid Pintos are eligible to participate in these classes.
- B. Group classes
 1. Produce of Dam – Two produce of any sex and age shall be shown with one handler per horse. Produce need not be owned by the owner of the dam, nor do the produce need to be owned by the same person. Entry must include the name of the dam. More than one set of entries per dam may be entered in the same class. Emphasis shall be placed upon the reproductive likeness (but not color or pattern likeness), quality, and conformation. Dams must be registered with the PtHA. Dams are not to be shown.
 2. Get of Sire – Three get of any sex and age shall be shown, with one handler per horse. Get need not be owned by the owner of the sire, nor do the get shown need to be owned by the same person. Entry must include the name of the sire. More than one set of entries per sire may be entered in the same class. Emphasis shall be placed on reproductive likeness (but not color or pattern likeness), conformation, and quality. Sires must be registered with the PtHA. Sires are not to be shown. Note: Solid Pintos are eligible to participate in group classes (Get of Sire, Produce of Dam, etc.).
 3. Exhibitor's Pinto Group – Group of three Pintos of any age or sex all owned by the same exhibitor shall be shown. One handler per horse. Entry is to be made in the name of all three horses. Emphasis shall be placed on uniformity, quality, and conformation.
 4. Pinto Mare and Pinto Foal – Mare with foal of the current year shall be shown. Mare and foal do not have to be owned by the same person. One handler per horse. Entry is to be made by the owner of the mare and in the names of both mare and foal. Emphasis shall be placed upon quality and conformation. Mare and foal must be PtHA registered.

K. WESTERN PERFORMANCE

K1. General Western Classes

- A. Entries may be judged for soundness and conformation before entering the arena.
- B. Any Pinto showing evidence of altered tail carriage may be penalized.
- C. If bridles are to be removed for bit checks, riders must be dismounted. It is the responsibility of the judge to check bits.
- D. Split Reins
 1. One hand is to be used on the reins and the hand must not be changed.
 2. The hand is to be around the reins.
 3. Index finger only between split reins is permitted.
 4. The tails of the reins must be crossed on the opposite side of the neck when riding with two hands on split reins, except in working cow horse and reining. The exhibitor's hands should be carried by the pommel and the reins bridged, so both reins are in each hand.

5. Closed reins, (example mecate) may not be used with a snaffle bit except in working cow horse and reining, where a mecate, which must include a tie rein, is permitted.
 6. In trail, it is permissible to change hands to work an obstacle.
 7. Exception to the rule will be the following classes:
 - a. Hackamore/snaffle bit classes
 - b. Junior Horses shown with hackamore/snaffle bit
 8. Violation of this rule is an automatic disqualification.
- E. Romal Reins
1. Romal is defined as an extension of braided material attached to closed reins.
 2. This extension shall be carried in the free hand with a minimum of sixteen (16) inch (40 cm) spacing between the reining hand and the free hand holding the romal.
 - a. When using romal reins, the rider's hand shall be around the reins with the wrists kept straight and relaxed, the thumb on top and the fingers closed lightly around the reins.
 - b. When using a romal, no fingers between the reins are allowed.
 - c. The free hand may be used to adjust the rider's length of rein in any class listed, including the reining portion of Working Cow Horse.
 - d. The only exception to the above, are all the classes in Rule K8, Reining. The free hand may not be used to adjust the rider's length of rein.
 - e. The romal shall not be used forward of the cinch or to signal or cue the horse in any way. Any infraction of this rule shall be penalized severely by the Judge.
 3. Use of romal other than as outlined will result in a 0 (zero) score.
- F. Junior Horses
1. Junior horses shown with a hackamore or snaffle bit must be ridden with two (2) hands on the reins in Junior Western Pleasure, Western Horsemanship, Reining, Working Cow Horse, Western Riding, Trail, Mixed English and Western classes, all divisions (YA, AM, Pony). Refer to Rule K5.
 2. A junior horse previously exhibited in a curb bit may return to a bosal or snaffle in another class.
- G. Spurs used forward of the front cinch shall be cause for disqualification unless individual class specifies otherwise.
- H. For safety reasons an exhibitor will not be disqualified for holding the saddle horn but penalized at the judge's discretion or unless class rules otherwise specified. Holding the saddle with either hand may be disqualified at the judge's discretion unless covered by specific class rules.
- I. No more than eight equine may hand gallop at one time in any class, including Disciplined Rail classes. Exception: PTHA managed shows.

K2. Western Attire

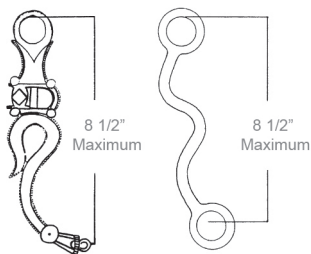
- A. Any tack and/or attire infraction is to be considered as a penalty, not a disqualification, unless specific class rules require a disqualification.
- B. Chaps, shotgun chaps, or chinks are optional unless prohibited by specific class rules (i.e. Bareback Horsemanship).
- C. Ties and/or scarfs are optional.
- D. Jeans are appropriate attire.
- E. In Stock halter and other western classes, appropriate western attire is required which includes western hat, long-sleeved shirt with collar (band, standup, tuxedo Etc.), jeans, slacks or pants, and western boots. Gloves and spurs are optional.

1. It is optional that an exhibitor may wear a hard hat with harness in all classes. The hat must be on the rider's head when the exhibitor enters the arena.
 2. Gloves and spurs are optional. (Exception: spurs are not permitted in In-hand or halter classes.)
- F. Riding length (below the knee) skirts are acceptable attire in all Halter classes, if in good taste. See Rule G8.
- G. Judges, at their discretion, may authorize adjustments to attire due to weather-related conditions.

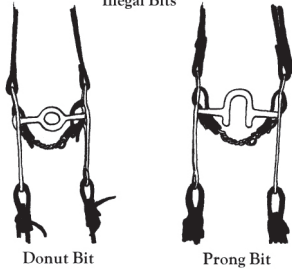
K3. Western Appointments

- A. Saddle – Entries shall be shown with a stock saddle, but silver equipment will not count over a good working outfit. Tapaderos are prohibited unless otherwise noted.
- B. The carrying of a lariat or riata, attached to fork of saddle is optional.
- C. Bit / Bridle - There shall be no discrimination against any standard bridle or standard Western bit.
1. A standard Western curb bit is defined as having a shank with a maximum length overall of 8-1/2 inches.
 2. The mouthpiece of a curb bit will consist of a smooth metal bar with a minimum diameter of 5/16 inch. The port of a curb bit may be no higher than three and a half inches (3-1/2) from the bottom of the bar to the top of the port.
 3. Rollers contained within a legal port are acceptable. The actual roller may extend below the level of the bar. Nothing may be connected or protruding below the bar.
 4. Any curb bit with sharp edges will be disqualified.
 5. Wire on bits, bosals or curb chains is prohibited.
 6. Roping bits with both reins connected to a single ring at the center of the cross bar are prohibited.
 7. One rein must be attached to each shank.
 8. The judge may prohibit the use of any equipment he/she considers severe or inhumane.
 9. Curb chains may be used, but must be at least 1/ 2 inch in width and lie flat against the jaw.
 10. Pintos shall not be shown with artificial appliances that would tend to alter its performance.
 11. No wire or other metal or rawhide may be used in conjunction with, or as part of, the flat leather chin strap, which must be at least 1/2 inch in width. Round rolled, braided, or rawhide curb straps are prohibited. Refer to Section K5 for snaffle bit regulations.

*Correct method of measuring overall bit length.
A vertical line from the uppermost part of the
headstall slot to the rein ring.*



Illegal Bits




Donut Bit

Prong Bit

Acceptable Curb Chains

1/2" Minimum Diameter



- D. Hackamore bits, mechanical hackamore, cavesson-type nosebands, martingales, tie-downs, and choke ropes are prohibited.
- E. Boots or bandages are prohibited in Western Pleasure and Trail classes. The use of shin and/or bell boots on the front legs and standard sliding or rundown boots on rear fetlocks is optional in individual working classes unless otherwise noted. In the event of injury the judge may permit a protective bandage.
- F. Junior Pintos, five (5) years and under, may be shown in a standard rawhide or leather braided hackamore (consisting of flexible bosal, headstall, and reins) or ring snaffle in any class. Bosal must be a maximum of 3/4 inch in diameter. No iron is permitted under the jaw regardless of how padded or taped on the bosal portion of the hackamore. In no case does this refer to a so-called "mechanical hackamore". Absolutely no metal under the jaw or as part of the noseband is permitted in conjunction with the bosal. A complete Mecate rein, which must include a tie-rein is mandatory with a bosal.
- G. A judge does not have the authority to add to or remove any of the standard equipment as specified.

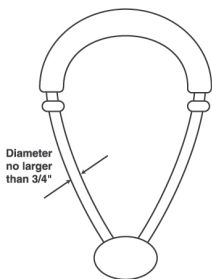
K4. Western Gaits

- A. In Western Pleasure, Trail, Western Riding, Ideal Western, Western Disciplined Rail classes, all gaits should be smooth, relaxed, easy, and efficient.
- B. Stock and Hunter types will move with low strides, poll no lower than level with withers, with little flexion at the knees and hocks.
- C. Pleasure types will move with rounded, medium strides, flexed neck with poll higher than withers, and will display forward reach and flexion of the knees and hocks. Saddle types will move with more energy and a higher head carriage with marked flexion of the knees and hocks. In all cases, the animal should appear balanced and engage its hind legs.
- D. The Pinto should move out willingly while remaining balanced and able to stop and stand quietly.

- E. Faults would include rough gaits; excessive speed (taking into consideration the difference between types); working excessively on the forehand; inconsistent rhythm and breaking up the clean rhythm of the gait (shuffling or walking with back feet in the jog or four-beat lope).
- F. Description
 - 1. Walk: Free moving but unhurried four beat gait; rhythmical and flat-footed.
 - 2. Jog: Smooth, ground covering two beat gait, with a relaxed back, suspension, and rate that is normal for the conformation type of the entry.
 - 3. Lope: Rhythmical, smooth, unconstrained, with rate that is normal for the conformation type of the entry; elastic and balanced, with three clean beats.
 - 4. Extended gaits: Noticeable difference between the regular and extended gait; no loss of form or balance; excessive speed in any extended gait must be penalized; extensions are accomplished with a lengthening of stride and not just increased speed.
 - 5. If a gaited horse is present in the class with Saddle Type horses, the gaits will be: walk, easiest gait, lope. Easiest gait is defined as not a trot, two diagonal feet moving in the same direction at the same time (ie. running walk, ambling gait, rack)

K5. Snaffle Bit Class

- Snaffle bit rules apply to all types (Stock, Hunter, Pleasure, Saddle) of Horses or Ponies when using snaffle bits.
- A. Classes limited to snaffle bit entries, ages five (5) and under, may be held with ROM approval.
 - B. Pintos are not restricted as to type of equipment used while ridden in other classes.
 - C. If classes are held exclusively for hackamore or snaffle bit Junior Horses or Ponies, two hands must be used.
 - D. Equipment for Pintos using snaffles or bosals in any class.
 - 1. Entries are to be shown in standard, plain, or silver head stalls with brow band, shaped ear, or split ear. Smooth snaffle bit with broken mouth-piece of conventional O-ring, egg butt, or D-ring style with ring no larger than four (4) inches and no smaller than two (2) inches. Snaffle bit to be measured, one inch (1) in from cheek, and must be a minimum of 5/16 inch in diameter with a gradual decrease to the center of the snaffle. Optional loose curb strap, of leather or nylon only. Mouthpiece may be inlaid, but must be smooth, or rubber latex wrapped. No twisted wire or copper-wrapped snaffle bits allowed. No twists or rolls in snaffle bit mouthpiece are allowed.
 - 2. Reins are to be attached above the curb strap.
 - 3. Standard, leather or woven, split reins are mandatory with a snaffle bit. Closed reins (example mecate) may not be used with a snaffle bit except in working cow horse and reining.
 - 4. The tails of the reins must be crossed on the opposite side of the neck when riding with two hands on split reins. The exhibitor's hands should be carried by the pommel and the reins bridged, so both reins are in each hand.
 - 5. Martingales, nose bands, or tie downs are prohibited.
 - 6. A flexible braided rawhide or leather bosal may be used in lieu of a snaffle bit, no larger than 3/4 inch diameter at the cheek; must be a minimum of a one-finger space, approximately 3/4 inch, between the bosal and nose; absolutely no metal under the jaw or in the noseband in connection with the bosal. The bosal should be properly fitted relative to size and conformation of the Pinto. A complete Mecate rein, which includes a tie-rein, is mandatory with a bosal.




O-Ring Snaffle Bit



Eggbutt Snaffle Bit



D-Ring Snaffle Bit



A) Not acceptable: reins too tight - straight line from bit to hands - **should be severely penalized.**

B) Acceptable: **Should be rewarded if head carriage is normal.**

C) Acceptable: Proper Rein Position

D) Not acceptable: Head in improper position - **should be severely penalized.**

Acceptable Hand Positions (pictured below)





Unacceptable Hand Positions (pictured above)

K6. Western Pleasure

A. General

1. Pinto to be judged on performance, manners, conformation, suitability and appointments.
2. The Western Pleasure Pinto should be a pleasure to ride and a free, natural mover.

B. Gaits

1. Entries to be shown at a walk, jog, and lope, both ways of the ring, on a reasonably loose rein, without undue restraint.
2. Judge may ask for an extension at any gait.
3. Special emphasis should be placed on the walk.
4. All entries being considered for an award are required to back in a straight line.
5. If a Pinto is traveling properly in all three gaits, it should not be penalized for passing another entry.

C. Judging

1. The ideal pleasure entry should carry its head in a position that is normal for its type and no lower than level.
2. Reasonably loose reins, with light contact, should be maintained at all times.
3. All Pintos chosen for a workout must be worked both ways of the ring, at any gait requested by the judge.

D. Faults

1. Carrying the head in such a position that the point of the poll is lower than the withers, being flexed behind the vertical and moving exceptionally slowly at any gait are to be considered major faults.
2. Pintos that are considered by the judge as appearing lethargic, sullen, drawn, emaciated, or overly tired should not be considered for a placing.

K7. Two-Year Old Western Pleasure

1. This class may not be held prior to June 1.
2. Refer to K6 for specific class requirements.
3. To be held as a snaffle bit class. Refer to K5.

K8. Reining

A. Pattern

1. In an approved Reining class, any one (1) of the fifteen (15) approved PtHA reining patterns may be used.
2. Pattern to be selected by the judge of the class and used by all contestants in the class.
3. Each contestant will perform the required pattern individually and separately.
4. Barrels and chairs may not be used as markers in the pattern.
5. Pattern must be posted at least thirty (30) minutes prior to class.

B. Additional Work

A judge may require any contestant to repeat his/her performance of any or all of the various parts of the pattern.

C. Judging Emphasis.

1. To rein a horse is not only to guide it, but also to control its every movement.
2. The best reined horse should be willingly guided or controlled with little or no apparent resistance, and dictated to completely.
3. Any movement by the horse without direction from the exhibitor must be considered a lack of control;
4. All deviations from the exact written pattern must be considered a lack of or temporary loss of control and therefore faulted according to severity of deviation;
5. Credit will be given for smoothness, finesse, attitude, quickness, and authority in performing the various maneuvers while using controlled speed.

D. Scoring

Scoring will be on a basis of zero (0) to infinity, with seventy (70) denoting an average performance. Points will be added or subtracted from the maneuvers on the following basis, ranging from:

1. Excellent, +1 1/2
2. Very good, +1
3. Good, +1/2
4. Average, 0
5. Poor, -1/2
6. Very poor, -1
7. Extremely poor, -1 1/2

E. No Score

The following will result in a no score:

1. Willful abuse of a Pinto while in arena and/or evidence that an act of abuse has occurred prior to or during the exhibition of a Pinto in competition;
2. Use of illegal equipment, including wire on bits, bosal or curb chains;
3. Use of illegal bits, bosals or curb chains;
4. Use of tack collars, tie downs or nose bands;
5. Use of whips or bats;
6. Failure to provide Pinto and equipment to the appropriate judge for inspection;
7. Disrespect or misconduct by the exhibitor.

F. Zero Score

1. Neither a No Score nor a zero (0) score are eligible to place in a go round or class.
2. A zero (0) may advance in multi-go event while a no score may not. The following will result in a zero (0) score:
 - a. More than index or first finger between reins.
 - b. Changing hands, or use of two hands, with the exception of the Junior horses ridden two handed in a bosal or snaffle bit.
 - c. Excess rein may be straightened anytime during the pattern, provided the rider's free hand remains behind the rein hand. Any attempt to alter tension or length of the reins from bridle to the rein hand is to be considered use of two hands; a penalty score of zero will be applied. In addition, should the judge determine the free hand is being used to instill fear or praise, a penalty five will be applied, and a reduction in the maneuver score. Use of the free hand, while holding the romal, to alter the tension or length of the reins from the bridle to the reining hand is considered to be the use of the two

hands. The exception being any place a horse is allowed to be completely stopped during a pattern.

- d. Closed reins are not allowed, except as standard romal reins.
- e. Equipment failure that delays completion of pattern; such as dropping a rein that contacts the ground while the horse is in motion.
- f. Failure to complete pattern as written.
- g. The inclusion of maneuvers not specified, including but not limited to:
 - 1) Backing more than two (2) strides (Two strides meaning four steps with the front feet.)
 - 2) Turning more than ninety (90°) degrees.
 - 3) On run in patterns, once beginning a lope a complete stop prior to reaching the first marker. (Exception: a complete stop in the 1st quarter (1/4) of a circle after a lope departure is not to be considered an inclusion of maneuver; a two (2) point break of gait penalty will apply.)
- h. Performing the maneuvers other than in specified order.
- i. Balking or refusal of command.
- j. Running away or failing to guide where it becomes impossible to discern whether the entry is on pattern.
- k. Jogging in excess of one-half (1/2) circle or one-half (1/2) the length of the arena while starting a circle, circling or exiting a rollback.
- l. Overspins of more than one fourth (1/4) turn.
- m. Fall to the ground by Pinto or rider.
- n. When going to and coming out of a rollback in a pattern requiring a run-around, a rollback that crosses the center line.

G. Five Point Penalty

The following will result in a reduction of five (5) points:

1. Spurring in front of cinch;
2. Use of free hand to instill fear or praise;
3. Holding saddle or touching horse with freehand;
4. Blatant disobedience including kicking, biting, bucking and rearing.

H. Two Point Penalty.

The following will result in a two (2) points penalty:

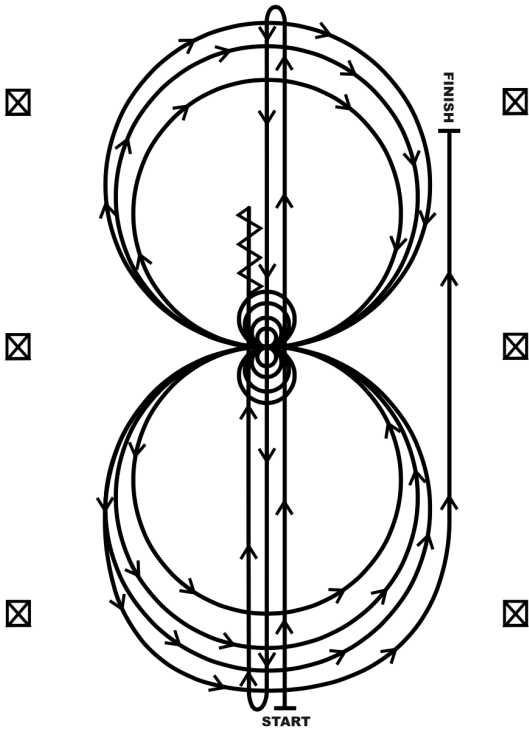
1. Failure to go beyond markers on stops or rollbacks;
2. Break of gait;
3. Freeze up in spins or rollbacks;
4. On walk in patterns, failure to stop or walk before executing a lope departure;
5. On run in patterns, failure to be in a lope prior to reaching the first marker;
6. Failing to completely pass the specified marker before initiating a stop position.

I. Out-of-Lead

1. Starting circles of figure eights out-of-lead, delayed changes of lead or figure eights out-of-lead.
2. Each time a Pinto is out-of-lead, a judge is required to penalize by one point.
3. The penalty for being out-of-lead is accumulative, and the judge will add one penalty point for each one-fourth of the circumference of a circle or any part thereof that a Pinto is out-of-lead.
 - a. Delayed change of lead by one stride, one half (1/2) point penalty;
 - b. From start to one fourth (1/4) circle, one (1) point penalty;
 - c. From start to one half (1/2) circle, two (2) points penalty;

- d. From start to three fourth (3/4) circle, three (3) points penalty;
 - e. For the complete circle, four (4) points penalty;
- J. Other Penalty
1. Starting circle at a jog or exiting roll backs at a jog, up to two strides; one-half (1/2) point penalty.
 2. Jogging beyond two strides, but less than one-half circle or one-half the length of the arena; two (2) points penalty;
 3. Over or under spinning up to one-eighth (1/8) of a turn, one-half (1/2) point penalty.
 4. Over or under spinning from one-eighth (1/8) to one-fourth (1/4) of a turn, one (1) point penalty;
 5. Failure to remain a minimum of twenty (20) feet from the wall or fence when approaching a stop and/or rollback, one-half (1/2) point penalty.
- K. Faults Against Horse – Faults against the horse, to be scored accordingly, but not to cause disqualification:
1. Opening of the mouth excessively, when wearing a bit.
 2. Excessive jawing, open mouth, or head raising on the stop.
 3. Lack of a smooth, straight stop on the haunches, bouncing, sideways stop.
 4. Refusing to change leads.
 5. Anticipating signals.
 6. Stumbling.
 7. Wringing the tail.
 8. Backing sideways.
 9. Knocking over markers.
- L. Faults Against Rider – Faults against the rider, to be scored accordingly, but not to cause disqualification:
1. Losing a stirrup;
 2. Any unnecessary aid given by the rider (such as unnecessary talking, petting, spurring, quirting, or jerking of the reins);

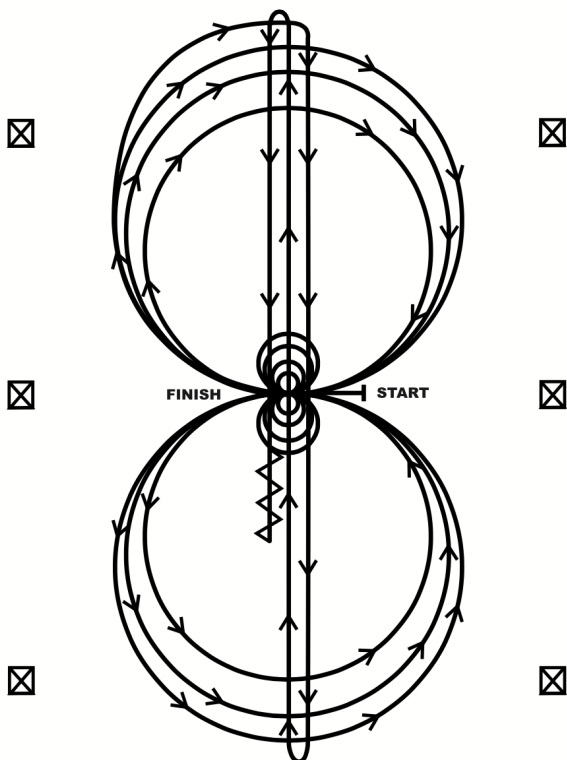
Pattern 1



REINING PATTERN NUMBER 1

1. Run at speed to the far end of the arena past the end marker and do a left rollback – no hesitation.
2. Run to the opposite end of the arena past the end marker and do a right rollback – no hesitation.
3. Run past the center marker and do a sliding stop. Back up to center of the arena or at least ten (10) feet. Hesitate.
4. Complete four spins to the right. Hesitate.
5. Complete four and one-quarter (4-1/4) spins to the left so that Pinto is facing left wall or fence. Hesitate.
6. Beginning on the left lead, complete three (3) circles to the left: the first circle large and fast, the second circle small and slow, the third circle large and fast. Change leads at the center of the arena.
7. Complete three (3) circles to the right: the first circle large and fast, the second circle small and slow; the third circle large and fast. Change leads at the center of the arena.
8. Begin a large fast circle to the left but do not close this circle. Run straight up the right side of the arena past the center marker and do a sliding stop at least twenty (20) feet from wall or fence. Hesitate to demonstrate the completion of the pattern.

Pattern 2

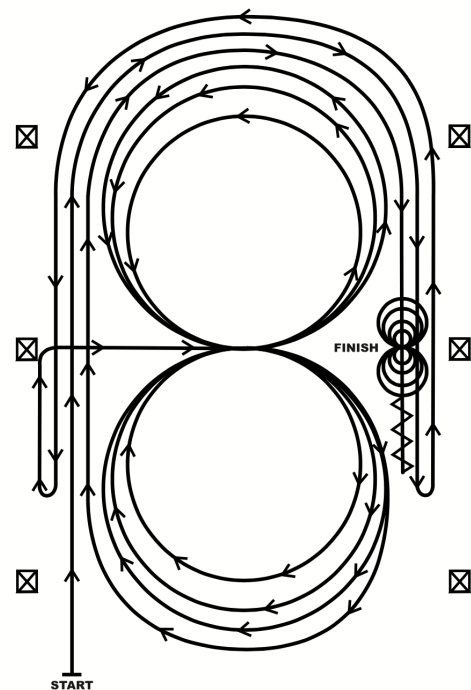


REINING PATTERN NUMBER 2

Pinto may walk or jog to the center of arena. Pinto must walk or stop prior to starting pattern. Begin at the center of the arena facing the left wall or fence.

1. Beginning on the right lead, complete three (3) circles to the right: the first circle small and slow, the next two (2) circles large and fast. Change leads at the center of the arena.
2. Complete three (3) circles to the left: the first circle small and slow; the next two (2) circles large and fast. Change leads at the center of the arena.
3. Continue around previous circle to the right. At the top of the circle, run down the middle to the far end of the arena past the end marker and do a right rollback – no hesitation.
4. Run up the middle to the opposite end of the arena past the end marker and do a left rollback – no hesitation.
5. Run past the center marker and do a sliding stop. Back up to the center of the arena or at least ten (10) feet. Hesitate.
6. Complete four (4) spins to the right. Hesitate.
7. Complete four (4) spins to the left. Hesitate to demonstrate the completion of the pattern.

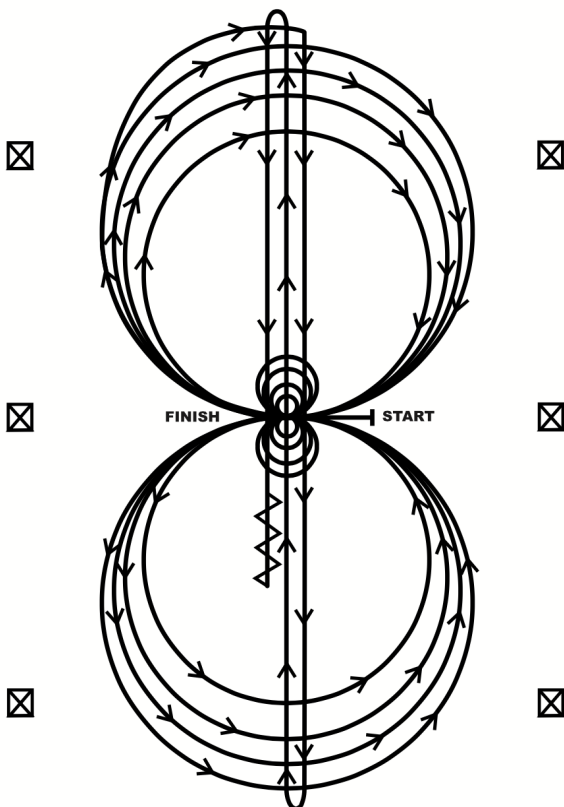
Pattern 3



REINING PATTERN NUMBER 3

1. Beginning, and staying at least twenty feet (20) from the walls or fence, lope straight up the left side of the arena, circle the top end of the arena, run straight down the opposite or right side of the arena past the center marker and do a left rollback – no hesitation.
2. Continue straight up the right side of the arena staying at least twenty feet (20) from the walls or fence, circle back around the top of the arena, run straight down the left side of the arena past the center marker and do a right rollback – no hesitation.
3. Continue up the left side of the arena to the center marker. At the center marker, the horse should be on the right lead. Guide the horse to the center of the arena on the right lead and complete three (3) circles to the right: the first two (2) circles large and fast, the third circle small and slow. Change leads at the center of the arena.
4. Complete three (3) circles to the left: the first two (2) circles large and fast; the third circle small and slow. Change leads in the center of the arena.
5. Begin a large fast circle to the right but do not close this circle. Continue up the left side of the arena staying at least twenty feet (20) from the walls or fence, circle the top of the arena, run straight down the opposite or right side of the arena past the center marker and do a sliding stop. Back up at least ten (10) feet. Hesitate.
6. Complete four (4) spins to the right. Hesitate.
7. Complete four (4) spins to the left. Hesitate to demonstrate completion of the pattern.

Pattern 4

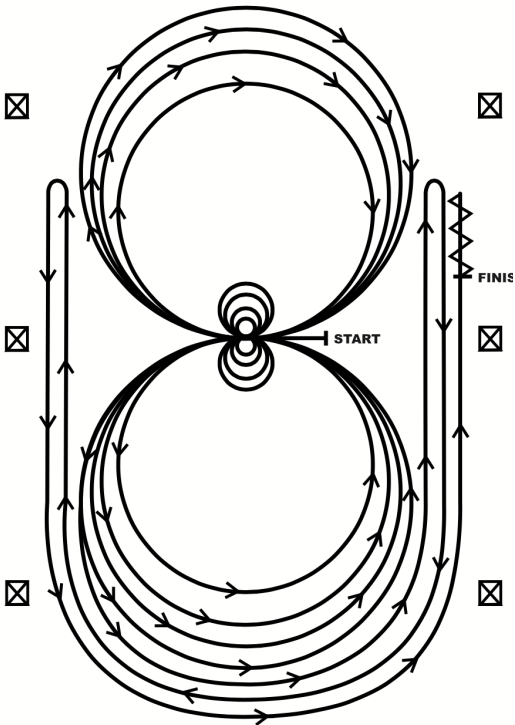


REINING PATTERN NUMBER 4

Pinto may walk or jog to the center of the arena. Pinto must walk or stop prior to starting pattern. Beginning at the center of the arena facing the left wall or fence.

1. Beginning on the right lead, complete three (3) circles to the right: the first two (2) circles large and fast; the third circle small and slow. Stop at the center of the arena.
2. Complete four (4) spins to the right. Hesitate.
3. Beginning on the left lead, complete three (3) circles to the left: the first two (2) circles large and fast; the third circle small and slow. Stop at the center of the arena.
4. Complete four (4) spins to the left. Hesitate.
5. Beginning on the right lead, run a large fast circle to the right, change leads at the center of the arena, run a large fast circle to the left, and change leads at the center of the arena. (Figure 8)
6. Continue around previous circle to the right. At the top of the circle, run down the middle to the far end of the arena past the end marker and do a right rollback – no hesitation.
7. Run up the middle to the opposite end of the arena past the end marker and do a left rollback – no hesitation.
8. Run past the center marker and do a sliding stop. Back up to the center of the arena or at least ten (10) feet. Hesitate to demonstrate completion of the pattern.

Pattern 5

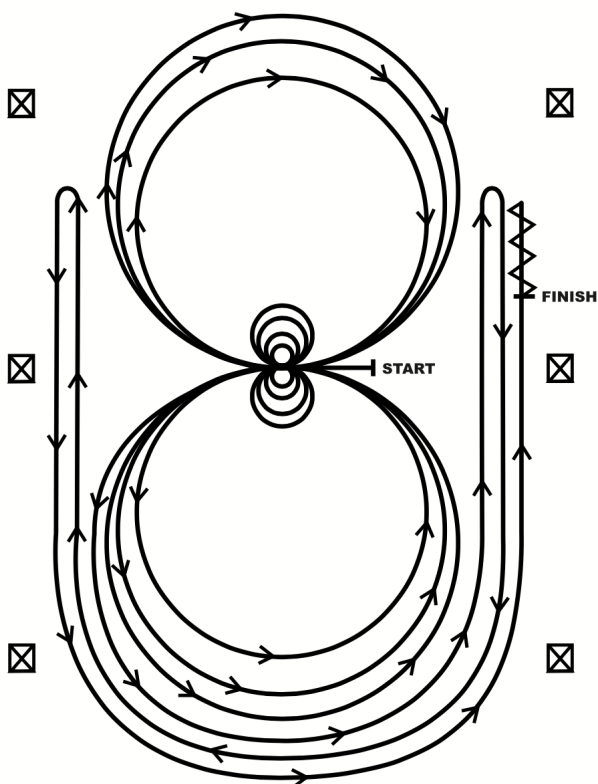


REINING PATTERN NUMBER 5

Pinto may walk or jog to the center of the arena. Pinto must walk or stop prior to starting pattern. Beginning at the center of the arena facing the left wall or fence.

1. Beginning on the left lead, complete three (3) circles to the left: the first two (2) circles large and fast, the third circle small and slow. Stop at the center the arena.
2. Complete four (4) spins to the left. Hesitate.
3. Beginning on the right lead, complete three (3) circles to the right: the first two (2) circles large and fast, the third circle small and slow. Stop at the center the arena. Hesitate.
4. Complete four (4) spins to the right. Hesitate.
5. Beginning on the left lead, run a large fast circle to the left, change leads at the center of the arena, run a large fast circle to the right, and change leads at the center of the arena. (Figure 8)
6. Continue around previous circle to the left but do not close this circle. Run up the right side of the arena past the center marker and do a right rollback at least twenty feet (20) from the wall or fence – no hesitation.
7. Continue around previous circle but do not close this circle. Run up the left side of the arena past the center marker and do a left rollback at least twenty feet from the wall or fence – no hesitation.
8. Continue back around previous circle but do not close this circle. Run up the right side of the arena past the center marker and do a sliding stop at least twenty feet (20) from the wall or fence. Back up at least ten (10) feet. Hesitate to demonstrate completion of the pattern.

Pattern 6

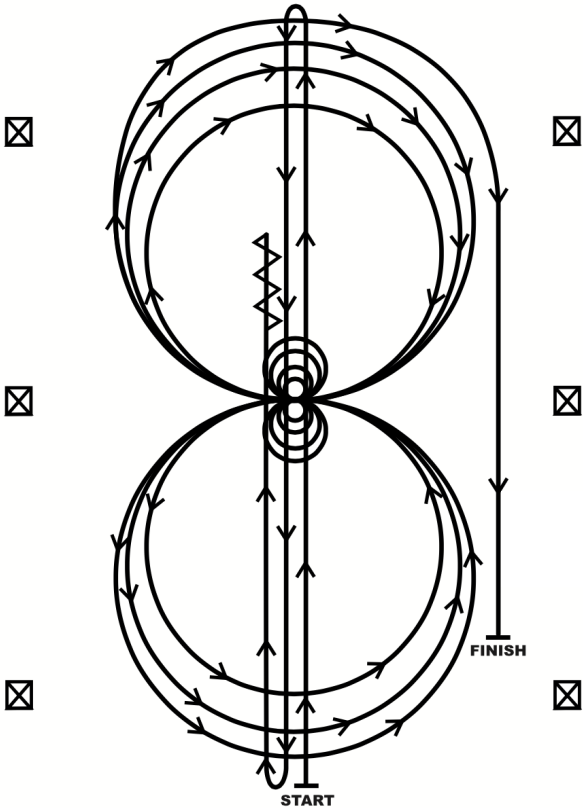


REINING PATTERN NUMBER 6

Pinto may walk or jog to the center of the arena. Pinto must walk or stop prior to starting pattern. Beginning at the center of the arena facing the left wall or fence.

1. Complete four (4) spins to the right. Hesitate.
2. Complete four (4) spins to the left. Hesitate.
3. Beginning on the left lead, complete three (3) circles to the left: the first two (2) circles large and fast, the third circle small and slow. Change leads at the center of the arena.
4. Complete three (3) circles to the right: the first two (2) circles large and fast, the third circle small and slow. Change leads at the center of the arena.
5. Begin a large fast circle to the left but do not close this circle. Run up the right side of the arena past the center marker and do a right rollback at least twenty feet (20) from the wall or fence – no hesitation.
6. Continue back around previous circle but do not close this circle. Run up the left side of the arena past the center marker and do a left rollback at least twenty feet (20) from the wall or fence – no hesitation.
7. Continue back around previous circle but do not close this circle. Run up the right side of the arena past the center marker and do a sliding stop at least twenty feet (20) from the wall or fence. Back up at least ten (10) feet. Hesitate to demonstrate the completion of the pattern.

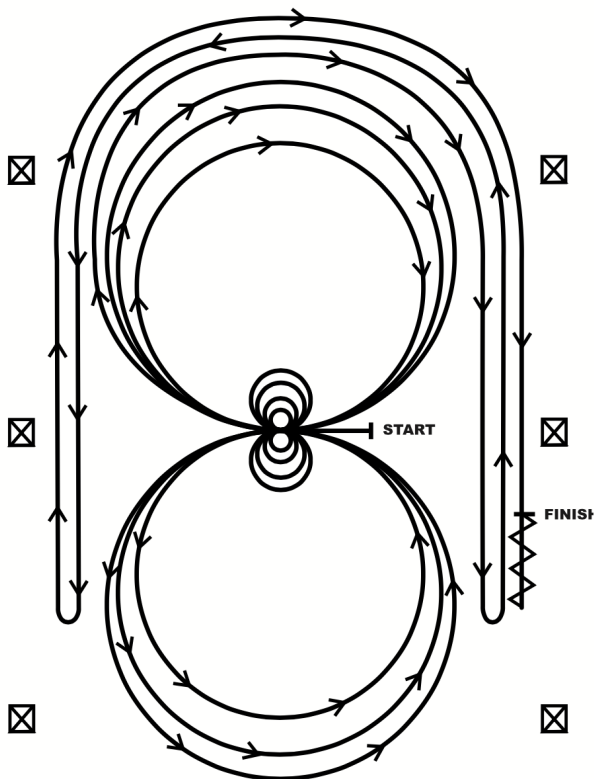
Pattern 7



REINING PATTERN NUMBER 7

1. Run at speed to the far end of the arena past the end marker and do a left rollback – no hesitation.
2. Run to the opposite end of the arena past the end marker and do a right rollback – no hesitation.
3. Run past the center marker and do a sliding stop. Back up to the center of the arena or at least ten (10) feet. Hesitate.
4. Complete four (4) spins to the right. Hesitate.
5. Complete four and one-quarter (4-1/4) spins to the left so that Pinto is facing left wall or fence. Hesitate.
6. Beginning on the right lead, complete three (3) circles to the right: the first two (2) circles large fast, the third circle small and slow. Change leads at the center of the arena.
7. Complete three (3) circles to the left: the first two (2) circles large fast, the third circle small and slow. Change leads at the center of the arena.
8. Begin a large fast circle to the right but do not close this circle. Run straight down the right side of the arena past the center marker and do a sliding stop at least twenty feet (20) from the wall or fence. Hesitate to demonstrate completion of the pattern.

Pattern 8

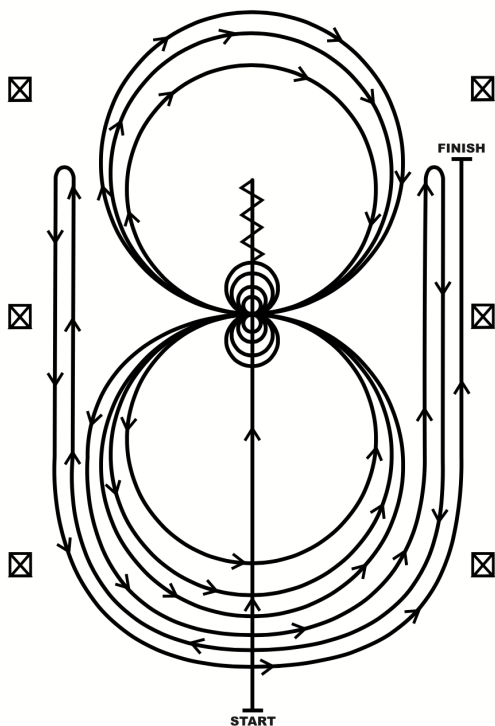


REINING PATTERN NUMBER 8

Pinto may walk or jog to the center of the arena. Pinto must walk or stop prior to starting pattern. Beginning at the center of the arena facing the left wall or fence.

1. Complete four (4) spins to the left. Hesitate.
2. Complete four (4) spins to the right. Hesitate.
3. Beginning on the right lead, complete three (3) circles to the right: the first circle large and fast, the second circle small and slow, the third circle large and fast. Change leads at the center of the arena.
4. Complete three (3) circles to the left: the first circle large and fast, the second circle small and slow, the third circle large and fast. Change leads at the center of the arena.
5. Begin a large fast circle to the right but do not close this circle. Run straight down the right side of the arena past the center marker and do a left rollback at least twenty feet (20) from the wall or fence – no hesitation.
6. Continue back around the previous circle but do not close this circle. Run down the left side of the arena past the center marker and do a right rollback at least twenty feet (20) from the wall or fence – no hesitation.
7. Continue back around the previous circle but do not close this circle. Run down the right side of the arena past the center marker and do a sliding stop at least twenty feet (20) from the wall or fence. Back up at least ten (10) feet. Hesitate to demonstrate completion of the pattern.

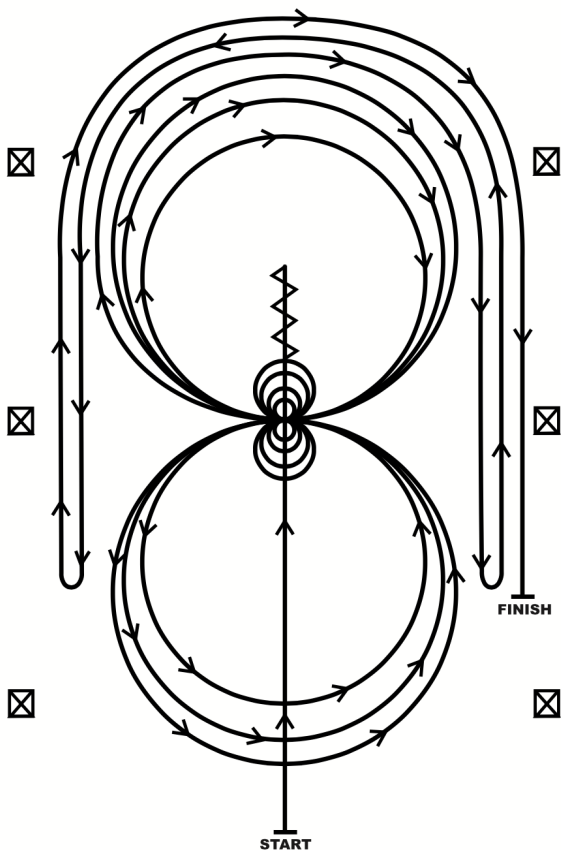
Pattern 9



REINING PATTERN NUMBER 9

1. Run past the center marker and do a sliding stop. Back up to the center of the arena or at least ten (10) feet. Hesitate.
2. Complete four (4) spins to the right. Hesitate.
3. Complete four and one-quarter (4-1/4) spins to the left so that Pinto is facing the left wall or fence. Hesitate.
4. Beginning on the left lead, complete three (3) circles to the left: the first circle small and slow, the next two (2) circles large and fast. Change leads at the center of the arena.
5. Complete three (3) circles to the right: the first circle small and slow, the next two (2) circles large and fast. Change leads at the center of the arena.
6. Begin a large fast circle to the left but do not close this circle. Run up the right side of the arena past the center marker and do a right rollback at least twenty feet (20) from the wall or fence – no hesitation.
7. Continue back around the previous circle but do not close this circle. Run up the left side of the arena past the center marker and do a left rollback at least twenty feet (20) from the wall or fence – no hesitation.
8. Continue back around previous circle but do not close this circle. Run up right side of the arena past the center marker and do a sliding stop at least twenty feet (20) from the wall or fence. Hesitate to demonstrate completion of the pattern.

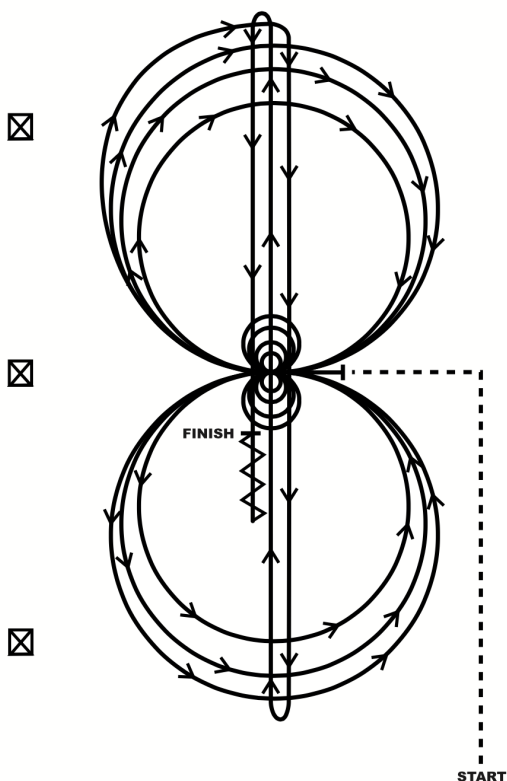
Pattern 10



REINING PATTERN NUMBER 10

1. Run past the center marker and do a sliding stop. Back up to the center of the arena or at least ten (10). Hesitate.
2. Complete four (4) spins to the right. Hesitate.
3. Complete four and one-quarter (4-1/4) spins to the left so that the horse is facing the left wall or fence. Hesitate.
4. Beginning on the right lead, complete three (3) circles to the right: the first two (2) circle large and fast, the third circle small and slow. Change leads at the center of the arena.
5. Complete three (3) circles to the left: the first circle small and slow, the next two (2) circles large and fast. Change leads at the center of the arena.
6. Begin a large fast circle to the right but do not close this circle. Run down the right side of the arena past the marker and do a left roll back at least twenty feet (20) from the wall or fence – no hesitation.
7. Continue back around the previous circle but do not close this circle. Run down the left side of the arena past the center and do a right roll back at least twenty feet (20) from the wall or fence – no hesitation.
8. Continue back around previous circle but do not close this circle. Run down the right side of the arena past center marker and do a sliding stop at least twenty feet (20) from the wall or fence. Hesitate to demonstrate completion of pattern.

Pattern 11

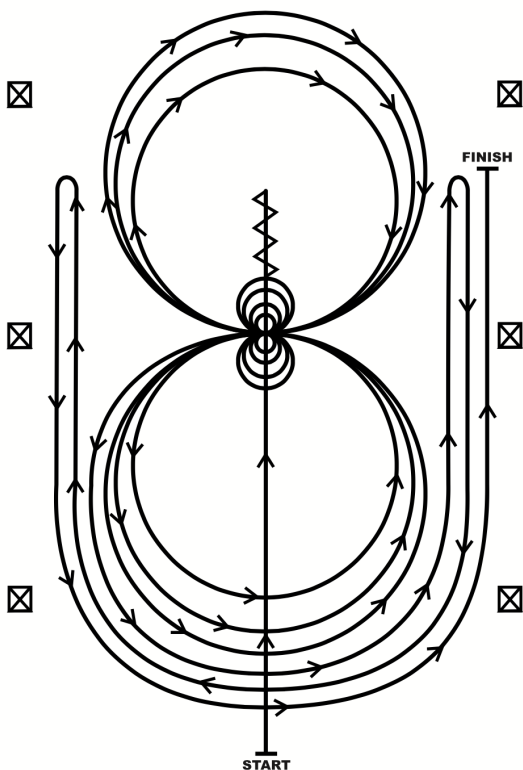


REINING PATTERN NUMBER 11

Must jog to the center of the arena. Must walk or stop prior to starting the pattern. Beginning at the center of the arena facing the left wall or fence.

1. Complete four spins to the left. Hesitate.
2. Complete four spins to the right. Hesitate.
3. Beginning on the right lead complete three circles to the right; the first circle small and slow; the next two circles large and fast. Change leads at the center of the arena.
4. Complete three circles to the left; the first circle small and slow; the next two circles large and fast. Change leads at the center of the arena.
5. Begin a large circle to the right, but do not close this circle. Run down the center of the arena past the end marker and do a right rollback—no hesitation.
6. Run up the middle to the opposite end of the arena past the end marker and do a left rollback—no hesitation.
7. Run past the center marker and do a sliding stop. Back up to the center of the arena or at least ten feet (three meters). Hesitate to demonstrate completion of the pattern.

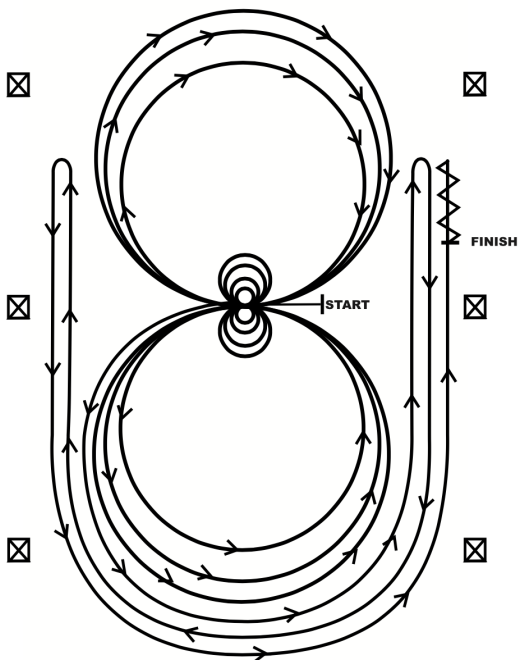
Pattern 12



REINING PATTERN NUMBER 12

1. Run past the center marker and do a sliding stop. Back up to the center of the arena or at least 10 feet (3 meters). Hesitate.
2. Complete four spins to the right. Hesitate.
3. Complete four and one-quarter spins to the left so that the horse is facing the left wall or fence. Hesitate.
4. Beginning on the left lead, complete three circles to the left: the first two circles large and fast; the third circle small and slow. Change leads at the center of the arena.
5. Complete three circles to the right: the first two circles large and fast; the third circle small and slow. Change leads at the center for the arena.
6. Begin a large circle to the left but do not close this circle. Run up the right side of the arena past the center marker and do a right rollback at least 20 feet (6 meters) from the wall or fence—no hesitation.
7. Continue back around previous circle but do not close this circle. Run up the left side of the arena and past the center marker and do a left rollback at least 20 feet (6 meters) from the wall or fence—no hesitation.
8. Continue back around previous circle but do not close this circle. Run up the right side of the arena past the center marker and do a sliding stop at least 20 feet (6 meters) from the wall or fence. Hesitate to demonstrate completion of pattern.

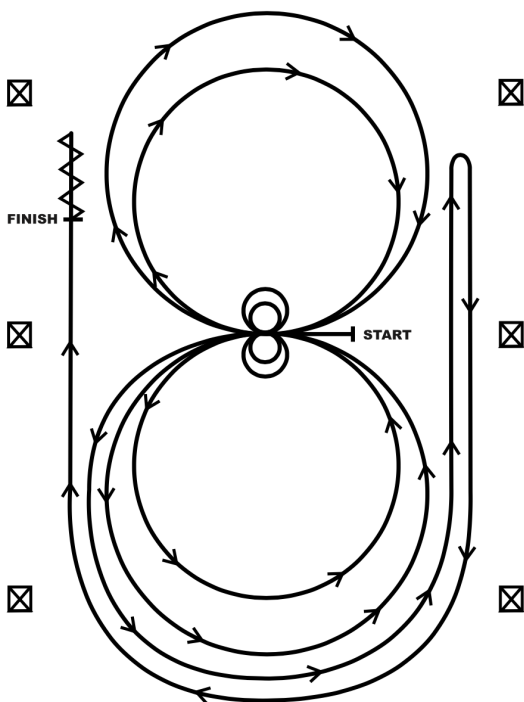
Pattern 13



REINING PATTERN NUMBER 13

Must walk or stop prior to starting pattern. Beginning at the center of the arena facing the left wall or fence.

1. Beginning on the left lead, complete two circles to the left: the first circle large and fast; the second circle small and slow. Stop at the center of the arena. Hesitate.
2. Complete four spins to the left. Hesitate.
3. Beginning on the right lead, complete two circles to the right: the first being large and fast; the second circle small and slow. Stop at the center of the arena. Hesitate.
4. Complete four spins to the right. Hesitate.
5. Beginning on the left lead, run a large fast circle to the left, change leads at the center of the arena, run a large fast circle to the right, and change leads at the center of the arena.
6. Continue around previous circle to the left but do not close this circle. Run up the right side of the arena past the center marker and do a right rollback at least 20 feet (6 meters) from the wall or fence-no hesitation.
7. Continue around previous circle but do not close this circle. Run up the left side of the arena past the center marker and do a left rollback at least 20 feet (6 meters) from the wall or fence-no hesitation.
8. Continue back around previous circle but do not close this circle. Run up the right side of the arena past the center marker and do a sliding stop at least 20 feet (6 meters) from the wall or fence. Back up at least 10 feet (3 meters). Hesitate to demonstrate completion of pattern.

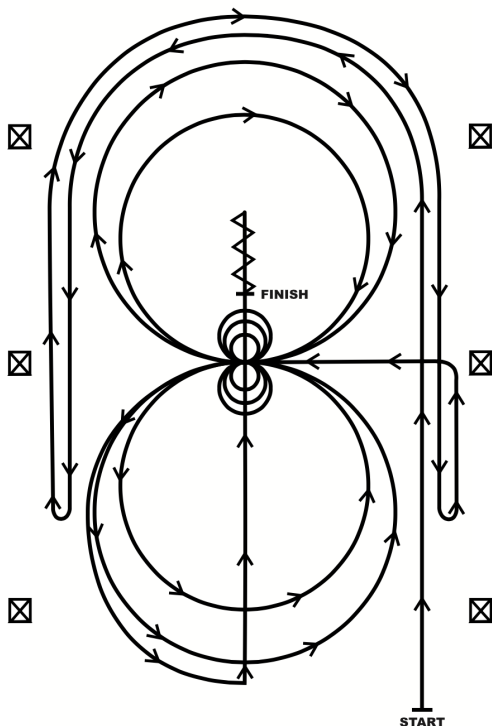


REINING PATTERN NUMBER 14

To be used for the Novice Youth and Novice Amateur classes only.

May walk or jog to the center of the arena. Must walk or stop prior to starting the pattern. Beginning at the center of the arena facing the left wall or fence.

1. Beginning on the left lead, complete two circles to the left. Stop at the center of the arena. Hesitate.
2. Complete two spins to the left. Hesitate.
3. Beginning on the right lead complete two circles to the right. Stop at the center of the arena. Hesitate.
4. Complete two spins to the right. Hesitate.
5. Beginning on the left lead, go around the end of the arena, run down the right side of the arena past center marker, stop and roll back right.
6. Continue around the end of the arena to run down the left side of the arena past the center marker. Stop. Back up. Hesitate to demonstrate completion of the pattern.



REINING PATTERN NUMBER 15

To be used for the Novice Youth and Novice Amateur classes only.

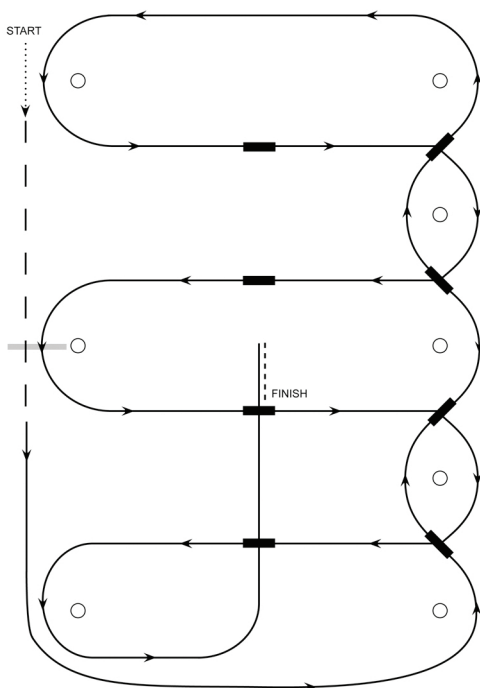
1. Beginning, lope straight up the right side of the arena, circle the top of the arena run straight down the opposite or left side of the arena past the center mark and do a right rollback—no hesitation.
2. Continue straight up the left side of the arena circle back around the top of the arena run straight down the right side of the arena past the center marker and do a left rollback—no hesitation.
3. Continue up the right side of the arena to the center marker, at the center marker the horse should be on the left lead and complete two circles to the left, one large fast and one small slow. Stop at center. Hesitate.
4. Complete three spins to the left. Hesitate.
5. Complete two circles to the right, one large fast and one small slow. Stop at center. Hesitate.
6. Complete three spins to the right. Hesitate.
7. Begin a large circle to the left, do not close the circle. Continue up the center of the arena past the center marker and do a sliding stop.
8. Back up at least ten feet. Hesitate to demonstrate completion of the pattern.

The National Reining Horse Association Handbook rules and regulations regarding the showing and judging of reining horses and the NRHA patterns for competition have been used with the expressed permission of the ©NRHA.

K9. Western Riding

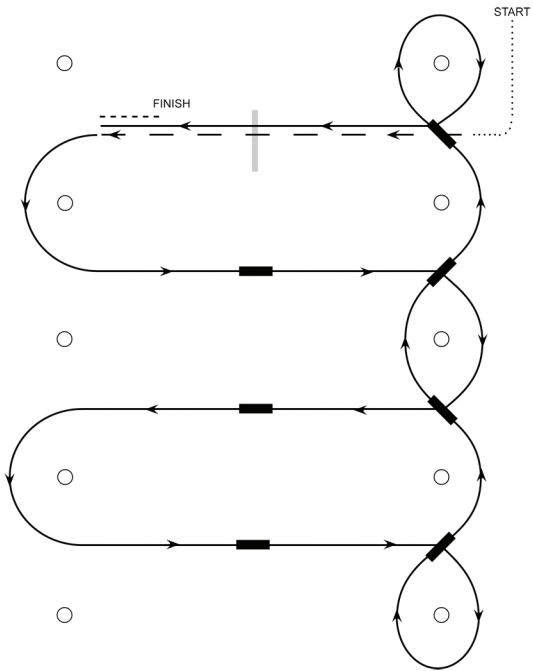
- A. Western Riding is an event where the Pinto is judged on quality of gaits, lead changes at the lope, response to the rider, manners, and disposition. The Pinto should perform with reasonable speed, and be sensible, well-mannered, free and easy moving.
- B. Credit shall be given for an emphasis placed on smoothness, even cadence of gaits (i.e., starting and finishing the pattern with the same cadence), and the horses ability to change lead precisely, easily, and simultaneously both hind and front at the center point between markers. The horse should have a relaxed head carriage showing response to the riders hands, with a moderate flexion at the poll. Horses may be ridden with light contact or on reasonably loose rein. The horse should cross the log both at the jog and the lope without breaking gait or radically changing stride.
- C. The judge will select one of the four (4) patterns to be performed. The judge is responsible for the pattern being correctly set.
- D. For the pattern:
 1. The small circles represent markers (cones are recommended). Cones/markers should be separated by a uniform measured distance of not less than thirty (30) nor more than fifty (50) feet on the side with five (5) markers (see diagram). In Pattern #1, the three (3) markers on the opposite side should be set adjacent to the appropriate markers. It is recommended that markers be set a minimum of fifteen (15) feet from the fence and with fifty to eighty (50 - 80) foot width in the pattern, as the arena permits.
 2. The rectangle represents an obstacle (one small log, minimum of eight (8) feet long recommended) just high enough to break the horse's stride.
 3. The long serpentine line indicates the direction to travel and the gaits at which the horse is to move. The dotted line (...) indicates walk. The dash line (- - -) jog, and the solid line (_____) lope. The recommended lead changing point is equal to one-half ($\frac{1}{2}$) stride length before or after the center point between the markers. The recommended lead changing point is shaded in all pattern diagrams.
- E. Scoring will be on a basis of 0 to 100, with 70 denoting an average performance. Scoring guidelines to be considered: points will be added or subtracted from the maneuvers on the following basis: +1 $\frac{1}{2}$ excellent, +1 very good, + $\frac{1}{2}$ good, 0 average, $\frac{1}{2}$ poor, - 1 very poor, - 1 $\frac{1}{2}$ extremely poor.
- F. An exhibitor will be penalized:
 1. Five (5) points
 - a. Failure to change leads (including cross-loping) (Note: failures to change, including cross-cantering, at two (2) consecutive change areas would result in ten (10) penalty points.)
 - b. Blatant disobedience such as kicking out, biting, bucking, rearing
 - c. Use of free hand to instill fear or praise.
 2. Three (3) points
 - a. Not performing the specific gait (jog or lope) or not stopping when called for in the pattern, within ten (10) feet of the designated area
 - b. Breaking gait at lope
 - c. Simple lead change
 - d. Out of lead prior to the designated change from the cone to the previous change area or out of lead after

- the designated change from the cone to the next designated change area.
- e. Additional lead changes anywhere in pattern (except when correcting an extra change or incorrect lead).
 - f. In patterns #1 and #3, failure to start the lope within thirty (30) feet after crossing the log at the jog.
 - g. Break of gait at walk or jog for two or more strides.
3. One (1) point penalty:
 - a. Break of gait at walk or jog up to two (2) strides.
 - b. Hitting or rolling log.
 - c. Out of lead for more than one (1) stride to the cone.
 - d. Splitting the log (log between the two front or two hind feet) at a lope.
 - e. Hind legs skipping or coming together during lead change.
 4. One-half (1/2) point penalty:
 - a. Tick or light touch of log.
 - b. Out of lead from one-half to one (1/2 to 1) stride.
 5. Disqualified – Zero (0) score (cannot place)
 - a. Fall to ground by Pinto or exhibitor.
 - b. Illegal equipment.
 - c. Willful abuse.
 - d. Off course – which includes an incomplete pattern, incorrect order of maneuvers or passing on wrong side of marker.
 - e. Knocking over markers.
 - f. Completely missing log.
 - g. Major refusal – stop and back two (2) strides or four (4) steps with front legs.
 - h. Major disobedience – schooling.
 - i. Failure to start lope prior to end cone in Pattern #1.
 - j. Performance of four (4) or more simple lead changes and/or failures to change leads.
 - k. Overturns of more than one quarter (1/4) turn.
 6. The following characteristics are considered as faults and should be judged accordingly:
 - a. Opening mouth excessively or raising head on maneuvers.
 - b. Anticipating signals or early lead changes.
 - c. Stumbling.
 - d. Losing stirrup or holding on.
 - e. Any unnecessary aid given by the exhibitor, such as: unnecessary talking, petting, spurring, quirting or jerking of the reins.
 7. Credits: (Plus + Scores)
 - a. Change of leads, hind and front simultaneously.
 - b. Changes at designated point.
 - c. Accurate and smooth pattern.
 - d. Even pace throughout.
 - e. Easy to guide and control with rein and leg.
 - f. Manners and disposition.
 - g. Conformation and fitness.



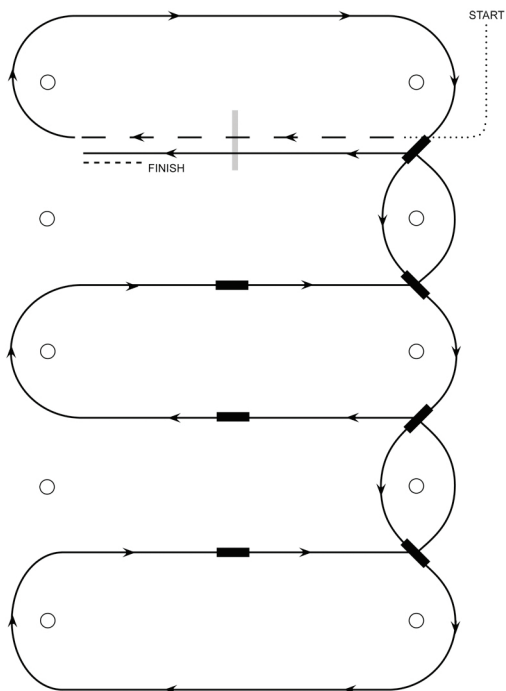
WESTERN RIDING PATTERN #1

1. Walk and jog over log
2. Transition to left and lope around end
3. First line change
4. Second line change
5. Third line change
6. Fourth line change and lope around the end of arena
7. First crossing change
8. Second crossing change
9. Lope over log
10. Third crossing change
11. Fourth crossing change
12. Lope up the center, stop and back



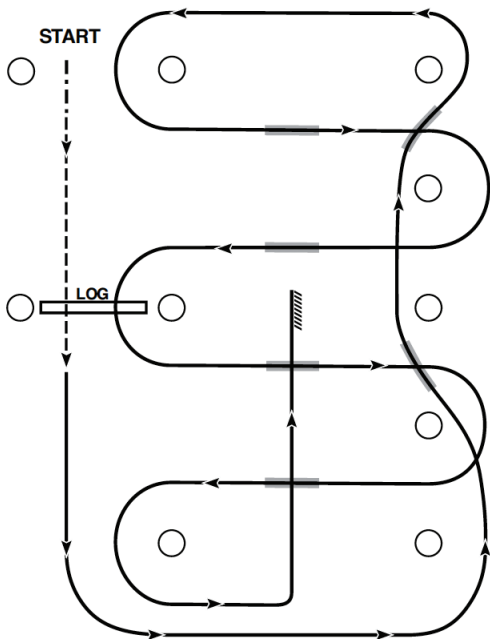
WESTERN RIDING PATTERN #2

1. Walk, transition to jog, jog over log
2. Transition to left lead lope
3. First crossing change
4. Second crossing change
5. Third crossing change
6. Circle and first line change
7. Second line change
8. Third line change
9. Fourth line change and circle
10. Lope over log
11. Lope, stop and back



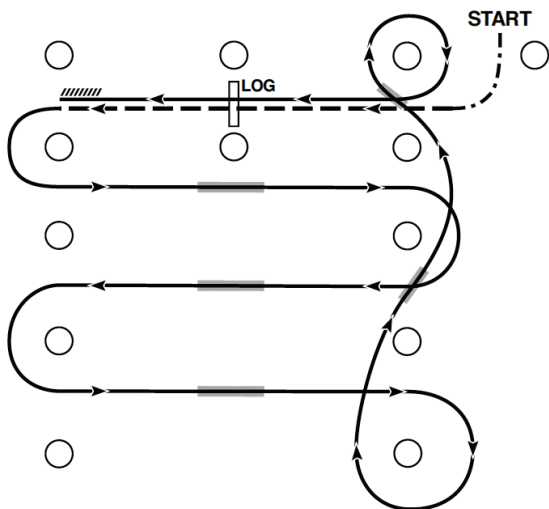
WESTERN RIDING PATTERN #4

1. Walk, transition to jog, jog over log
2. Transition to right lead lope
3. First line change
4. Second line change
5. Third line change
6. Fourth line change
7. First crossing change
8. Second crossing change
9. Third crossing change
10. Lope over log
11. Lope, stop & back



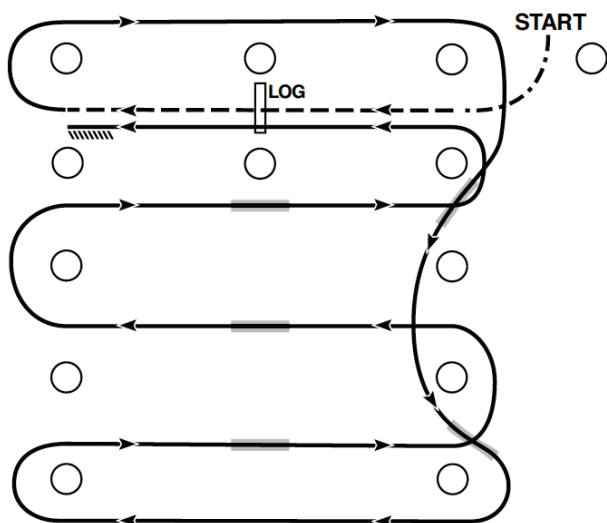
GREEN WESTERN RIDING PATTERN #1

1. Walk at least 15' and jog over log.
2. Transition to left lead and lope around end.
3. First line change.
4. Second line change log around end of arena
5. First crossing change.
6. Second crossing change.
7. Lope over log.
8. Third crossing change.
9. Fourth crossing change.
10. Lope up the center, stop and back.



GREEN WESTERN RIDING PATTERN #2

1. Walk, transition to log, jog over log.
2. Transition to left lead lope
3. First crossing change.
4. Second crossing change.
5. Third crossing change.
6. Circle and first line change.
7. Second line change and circle.
8. Lope over log.
9. Stop and back.



GREEN WESTERN RIDING PATTERN #3

1. Walk, transition to log, jog over log.
2. Transition to right lead and lope around end.
3. First line change.
4. Second line change, lope around end of arena.
5. First crossing change.
6. Second crossing change.
7. Third crossing change.
8. Lope over log.
9. Lope, stop and back.

K10. Western Disciplined Rail**A. General**

1. This class is to show the ability of a highly trained Western Pinto. Appointments shall follow those of pleasure classes.
2. Judge shall work the Pintos adequately but must not overwork the entries. This is not a game or a fault and out class, and shall not be judged on an elimination basis. Final judging shall be on the basis of the best overall disciplined rail performance. At all times, the safety of the Pintos and exhibitors to be the first concern.
3. Disciplined Rail classes must be restricted to either Western or English equipment. No points will be awarded to mixed seat classes.

B. Disciplined Rail horse, pony, utility

1. The class routine shall be to perform work on the rail, and may include, but is not limited to:
 - a. A short walk, jog or slow lope.
 - b. A hand gallop (no more than eight (8) horses at a time, twice around the ring).
 - c. Flying changes of lead each way of the ring.
 - d. Starting into a lope from a halt.
 - e. Sliding stop.
 - f. Starting and traveling on the counter lope
 - g. Side pass both left and right (once each way).
 - h. Turn on forehand and turn on hind quarter (once each way).
 - i. For safety reasons, exhibitors will not be required to mount or dismount as part of the class routine, with the exception of equipment checks.
 - j. Stand quietly.
 - k. Judge may ask for additional safe work.
2. To be judged on performance, manners and conformation.

K11. Western Ideal Pinto**A. General**

1. The Ideal Pinto Class is a performance event which is unique to the Pinto breed. This class displays the balance required of a pleasure horse, pony, long ear or utility horse which also exhibits good conformation and exceptional markings.
2. Classes may be combined by type (i.e. Ideal Pinto Western, All Types)
3. Classes may be divided by Overo and Tobiano.
4. Pintos to be stripped and judged on conformation and markings after the under saddle work.
5. To be judged fifty (50) percent on performance and manners, twenty five (25) percent on conformation, and twenty five (25) percent on Pinto markings. Refer to Rule T.2.C for Solid class judging requirements.
6. Wheel barrows, carts or any type of mechanical apparatus are prohibited in the ring and will result in the disqualification of the entry.
7. Crop or whip, with no appendage, is optional, provided that it is suitable to type of Pinto that is exhibited.
8. Pintos to be shown in a suitable halter or bridle according to Rule J2 - J9 for the color/halter portion of judging.

B. Ideal Pinto Class Performance

1. To be shown at a walk, jog, and lope, both ways of the ring on a reasonably loose rein, without undue restraint.
2. Extended jog maybe required.
3. Pintos are required to back.

C. Ideal Pinto Class Grooming

1. Grooms are to be appropriately attired. Refer to Rule G8.

2. Each Exhibitor must have at least one (1) groom, and no more than two (2) grooms to assist with tack removal and grooming.
3. Grooms shall wait at the gate until the announcer/ring steward indicates that the judge/s have directed the grooms/attendants to enter the ring.
4. Grooms/attendants are to walk to the Exhibitor and wait until the announcement is made to start grooming. The Exhibitor shall remain mounted until the announcer calls for grooming to begin.
5. Time limit for grooming/stripping is two (2) minutes.
6. Exhibitor to remain with Pinto, and must retain number.

L. TRAIL AND TRAIL IN-HAND

L1. Obstacles

- A. The course is to include a minimum of six (6) obstacles and a maximum of eight (8) obstacles. All courses and obstacles are to be constructed with safety in mind so as to eliminate any accidents. Care in preparing the course should be exercised to prevent direct advantage to either a small or large Pinto. To include a walk, jog and a lope of suitable duration for the judges to evaluate these gaits.

- B. Obstacle dimensions Trail and Trail In-Hand Classes:

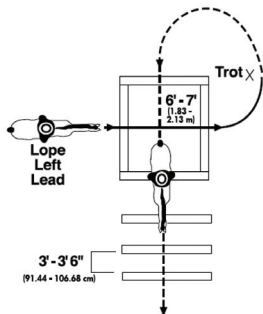
	Miniature	Pony	Horse
1. Walk overs - Minimum width	18-20"	20-24"	20-24"
Multiple pole - Minimum width	20"	20"	20"
Single poles - Maximum height	8"	12"	12"
Multiple poles - Maximum height	6"	10"	10"
2. Jog overs - Minimum	30"	36"	36"
Raised - Maximum height	6"	10"	10"
3. Jog arounds or serpentine	6' min 8' max	6' min 8' max	6' min 8' max
4. Back thrus or arounds			
On ground - Minimum width	24"	28"	28"
Elevated - Minimum width	28"	30"	30"
Barrels - Minimum width	30"	32"	32"
5. Side pass - Minimum width	24"	24"	24"
Raised - Minimum height	24"	24"	24"
6. Circle turn around - Minimum	22"	30"	30"
7. Cavaletti			
Jog overs	3' to 3'6" apart (space is measured between poles)		
Lope overs	6' to 7' apart (7' is preferable for most horses)		
Jog overs	Raised Maximum heights 10"		
Lope overs	Raised Maximum heights 10"		
8. Jumps			
Mounted	Maximum height: 24"		
Lead over	Maximum height: 18" Horse only Maximum height: 12" Horse & Handler		
Mounted	Minimum width between standards 4'		
Combinations	12' for one stride 6' for no stride		
Lead over	Minimum width between standards 3'		
Lead over	Multiple jumps, maximum height 12"		
Box & L-jumps	Poles must be at least 12' long		
9. Serpentine Jog arounds			
Pylons	6' min - 8' max apart (base to base)		
Guardrails	6' to 8' to either side of the pylons		
10. Serpentine Walk-arounds			
Pylons	3' apart (base to base) minimum		
Guardrails	3' to either side of pylons		
	If tall standards are used, dimensions may be looser.		
11. Gate			
	Approximately 60" high with latch available at that height.		

12. Any other maneuvers

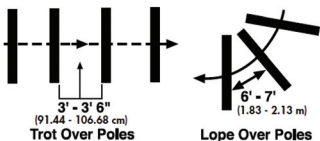
Calculate the wheel base of a horse as five feet (5') from front hooves to back hooves.

D. Obstacles

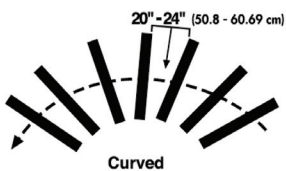
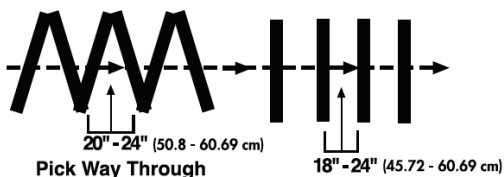
1. Measurements to be taken with accurate measuring device, i.e. measuring tape, ruler, or yard stick.
2. Measurements to be taken from the inside width of poles or obstacles.
3. Rolling poles are prohibited.



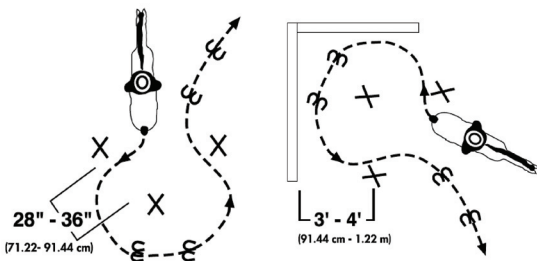
Widths may be doubled or tripled to allow for more than one stride between poles.

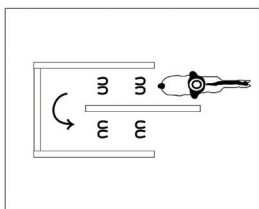
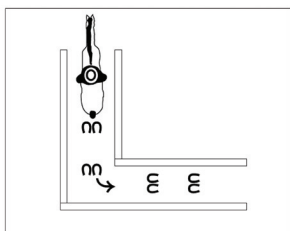
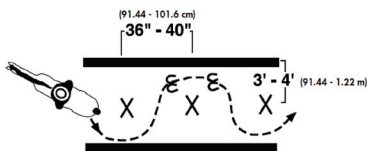
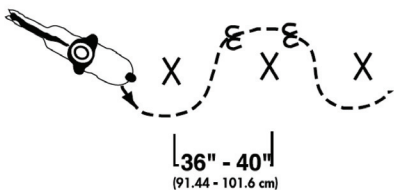


Trot overs, lope overs



Walk overs





L2. Judging, Trail & Trail In-Hand

- A. Trail entries are required to work over and through obstacles. Failure to attempt to negotiate obstacles in prescribed order will result in disqualification.
- B. Pintos are to be penalized but not disqualified for any unnecessary delay while approaching an obstacle. Judges are encouraged to advance on to the next obstacle any entry taking excessive time at an obstacle. A time limit may not be placed on the course as a whole or individual obstacles. While on the course, the exhibitor's hands shall be clear of the Pinto to avoid cueing.
- C. Entries will be evaluated on responsiveness, willingness, and general attitude. Entries should demonstrate the control, flexibility, and calmness (sensibility) of the ideal Trail class Pinto.
- D. Entries are to be shown over and through obstacles at a walk, jog/trot, and lope/canter on a reasonably loose rein without undue restraint.
- E. Pintos are to be judged on performance and way of going with emphasis on manners, suitability, and appointments.
- F. Trail course must be posted at least one (1) hour prior to class at the regular show.

L3. Pony or Miniature Trail In-Hand

- A. General
 1. Pony or Miniature to be shown in a halter with appropriate lead. Chain on the lead is permitted under the chin of the animal. Exhibitor must maneuver the Pinto using the lead shank of halter only. Pinto may not be touched by the exhibitor unless the judge or course designer instructs or if side passing is required. Whips or crops are prohibited. Exhibitor may be requested to lead from either side. An exhibitor may show more than one (1) entry in this class. Tying up of long tails is permissible in this class.
 2. In Miniature Trail In-Hand, baiting to encourage a Pinto to perform obstacles is not allowed and shall result in a disqualification.

B. Course

1. Trail In-Hand animals are required to work over, under and through obstacles. Failure to attempt to negotiate obstacles in prescribed order will result in disqualification.
2. Obstacles should simulate conditions normally encountered at the ranch, shows, open trails, or parades. Unnatural or "horror" obstacles should be avoided.
3. Course to include a minimum of six (6) and maximum of ten (10) obstacles, with a minimum of one (1) obstacle from three (3) different categories listed below.
4. Course designer must keep in mind both the size of the Pintos as well as its safety. Care in preparing the course should be exercised to prevent direct advantage to either a small or large animal. Ingenuity in adapting and combining various obstacles will lend itself to courses pleasing to both exhibitors and judges. To include a walk and jog of suitable duration to determine the way of going. Lope or canter may also be included in Miniature classes, but are not allowed in Pony classes.
5. Speed is not to be used to determine placing, though excessive delay while approaching obstacle is to be penalized. Judges are encouraged to advance on to next obstacle any entry taking excessive time at an obstacle. A time limit may not be placed on the course as a whole or individual obstacles.
6. Entries will be evaluated on responsiveness, willingness, and general attitude. Entries should demonstrate the control, calmness, and sensible attitude of the ideal Trail Pinto.
7. All poles used on course raised off the ground shall be made of PVC pipe with a minimum diameter of 2".
8. The Judge and Course Designer shall walk the course with the Exhibitors.

C. Categories Of Suggested Obstacles

1. Overs/Work Over
 - a. Bridge
 - b. Tarp
 - c. Water
 - d. Single horizontal pole with maximum height of 8"
 - e. Deflated inner tubes (may choose to step on or in)
 - f. Multiple walk-over poles with 6" maximum individual heights
2. Unders/Work Under
 - a. Clothesline with clothes hanging up.
 - b. Light pole suspended at a minimum height of four inches above the back of the tallest Pony or Miniature.
 - c. Canopy
3. Back through:
 - a. Backing through an L.
 - b. Back around a barrel, a pair of barrels or other visible obstacle.
4. Serpentine:

Proceed at requested gait, through a pattern such as in and about of a series of poles or pylons. Any gait may be requested.
5. Jumps:
 - a. Individual jump not exceeding 18" if animal only is to go over. Exhibitor goes around jump.
 - b. Multiple jumps should not exceed 12" in height and should be 3' to 4' apart.
 - c. If both Pinto and exhibitor are required to go over the single jump, it should not exceed 12" in height. In Pony Trail In-Hand Exhibitor not to jump.
 - d. Ground poles are recommended for all jumps.

6. Daily chores:
 - a. Negotiate a gate.
 - b. Carry an object from one part of the arena to another.
 - c. Lay a saddle pad, blanket or sheet on Pinto's back.
 - d. Brush tail.
 - e. Go through motions of measuring Pinto's height at the back with a yard stick or tape measurer.
 - f. Load in trailer or chute.
 7. Control obstacles:
 - a. Ground tie and walk around.
 - b. Stand Miniature or Pony in circle and turn on forehand and/or hindquarters.
 - c. Side pass either or both directions.
 - D. Off Course

Off course is a disqualification and is defined as:

 1. Taking an obstacle in the wrong direction.
 2. Negotiating an obstacle from the wrong side.
 3. Skipping an obstacle unless directed by the judge.
 4. Negotiating obstacles in wrong sequence.
 5. Not following the correct line of travel.
- L4. Scoring, Trail & Trail In-Hand**
- A. Scoring will be on the basis of 0-infinity, with 70 denoting an average performance. Each obstacle should receive an obstacle score that should be added or subtracted from 70 and is subject to a penalty that should be subtracted. Each obstacle should be scored on the following basis, ranging from plus 1-1/2 to minus 1-1/2; -1-1/2 extremely poor, -1 very poor, -1/2 poor, 0 correct, +1/2 good, + 1 very good, +1-1/2 excellent. Obstacle scores are to be determined and assessed independently of penalty points.
 - B. Penalties should be assessed per occurrence as follows:
 1. One-Half (1/2) Point Penalty

Each tick of log, pole, cone or obstacle.
 2. One (1) Point Penalty
 - a. Each hit, bite or stepping on a log, pole, cone or obstacle.
 - b. Incorrect or break of gait at walk or jog for two (2) strides or less.
 - c. Both front or hind feet in a single-strided slot or space at walk or jog.
 - d. Skipping over or failing to step into required space.
 - e. Split pole in lope-over.
 - f. Failure to meet the correct strides on trot over and lope overs.
 3. Three (3) Point Penalty
 - a. incorrect or break of gait at walk or jog for more than two (2) strides.
 - b. Out of lead or break of gait at lope/canter (except when correcting an incorrect lead).
 - c. Knocking down an elevated pole, cone, barrel or plant obstacle or severely disturbing an obstacle.
 - d. Stepping outside the confines of, falling or jumping off an obstacle with one foot.
 4. Five (5) Point Penalty
 - a. Dropping slicker or object required to be carried on course.
 - b. First or second cumulative refusal, balk or attempt to evade an obstacle by shying or backing
 - c. Loss of control or letting go of gate.
 - d. Stepping outside the confines of, falling or jumping off an obstacle with more than one (1) foot.
 - e. Blatant disobedience (kicking out, biting, rearing, striking).
 - f. Holding saddle horn.

- g. Use of either hand to instill fear or praise.
- 5. Disqualification from entire class.
 - a. Use of more than one finger between split reins.
 - b. Use of two hands (except for Junior Pintos shown with a snaffle bit or hackamore).
 - c. Changing hands on reins (except when necessary to work an obstacle).
 - d. Use of non-standard romal reins.
 - e. Performing the obstacles other than in specified order.
 - f. No attempt to perform an obstacle.
 - g. Equipment failure that delays completion of pattern.
 - h. Touching the horse on the neck to lower the head.
 - i. Fall to the ground by horse or rider.
 - j. Riding outside designated boundary marker of the course.
 - k. Failure to enter, exit or work obstacle in any manner other than how it's described, including over turns of more than 1/4 turn.
 - l. Failure to perform correct line of travel within or between obstacles.
 - m. Third refusal, balk or attempt to evade an obstacle by shying or backing more than two (2) strides away.
 - n. Failure to complete obstacle, i.e. dropping rope gate and not picking it up.
 - o. Failure to ever demonstrate correct lead and or/gait as designated.
 - p. Excessive schooling, pulling, turning or backing anywhere on the course.

L5. Yearling Horse/ Yearling Utility Horse Trail In-Hand

A. General

Only Western Attire and Tack are permitted in this class.

B. Exhibitor Requirements.

1. Exhibitor must use only the right hand on the lead where the chain begins, and lead on the horse's left side. A chain may be used under the chin or hanging from the halter. Leads may be used without chains. Exhibitor must use only the left hand to carry the excess lead, looped loosely except when:
 - a. Carrying an object from one part of the arena to another.
 - b. Dragging an object from one part of the arena to another.
 - c. Opening/closing a gate, left hand gate only. In these cases, the right hand can also carry the excess lead.
 - d. Side-passing. In this case, the lead at the chain and the excess lead can be held in the hand at the horse's head.
2. Exhibitors should be poised, confident, courteous and sportsmanlike at all times. The exhibitor should continue showing the Pinto until the class has been placed or excused.
3. Any stops should be straight, smooth and responsive with the Pinto's body remaining straight. Backing and turning should be performed from the left side of the horse. The exhibitor should face the Pinto when backing. Exception: When negotiating a gate, the exhibitor is not required to face the horse. The Pinto should back up readily with the head, neck and body aligned in a straight or curved line as instructed.
4. When executing a turn to the right, the exhibitor should face the Pinto and move the Pinto away from him/her. On turns of less than 90 degrees, it is acceptable to lead the Pinto toward the exhibitor. On turns 90 degrees or greater, the Pinto should pivot on the right or left hind leg while stepping across with the front legs.
5. Exhibitor is not allowed to touch the Pinto, except when side passing.

C. Course Requirements.

1. Use Care in Setting Up Course. Care must be exercised to avoid the setting up of any of these obstacles in a manner that may be hazardous to the Pinto or handler. Obstacles should be placed in such a manner that they flow from one to the other quickly and efficiently.
2. Change of Procedure. Where the local conditions and equipment will not permit the establishment of obstacles as specified and that they may require changing of procedures or hand on the lead, then all competitors must be advised that such changing of procedure or of hands is permitted.
3. Complexity of courses may increase throughout the calendar year, keeping in mind that this class is designed to expose the yearling Pinto to Trail obstacles, not resulting in a finished trail horse at the end of its yearling year. Course designs in January should be very basic compared to course designs later in the year.

D. Obstacle Requirements.

1. Course will include a minimum of six (6) and a maximum of eight (8) obstacles.
2. Course must be designed using obstacles from each of the following divisions with a maximum of two (2) obstacles per division.
 - a. Division A.
 - (1) Walk-overs. An obstacle of at least four (4) poles measuring 20 inches to 24 inches between poles, either on the ground or raised with a maximum center height of ten (10) inches. These can be in a straight line, curved or zigzag.
 - (2) Trot-overs. An obstacle of at least four (4) poles measuring 36 inches to 42 inches between poles, either on the ground or raised with a maximum center height of ten (10) inches. These can be in a straight line, curved or zigzag. Note: A curved or zigzag design is measured for distance between the poles, from center of the length of the pole to the center of the length of the next pole.
 - b. Division B.
 - (1) Side-pass. An object of such nature and length, which is safe may be used to demonstrate the responsiveness of the Pinto to signals at its side. If raised, height may not exceed two (2) feet. The obstacle should be designed to require the Pinto to side pass, to the right or left, off pressure or signal, on or near its side. The obstacle should be in the course design such that the Pinto comes up to it, but does not cross or straddle it while completing the side pass. The exhibitor is allowed to touch the Pinto on the side during the side pass.
 - (2) Lime Circle. Requiring either:
 - (a) Turn on the forehand with front feet inside and back feet turning outside the circle. The handler may hold the horse and the excess lead in his/her left hand during the turn.
 - (b) Turn on the haunches with hind feet inside and front feet turning outside the circle.
 - (3) Square, minimum eight (8) feet sides. Lead into the square. While all four (4) feet are confined in the square, make a 360 degree or less turn and lead out. Handler's feet should remain in square also.

- (4) Gate. The gate must be set up so that it is a minimum of four (4) feet in length and four (4) feet in height and so that the exhibitor can open from his/her left side. It is permissible to carry excess lead in the right hand while negotiating the gate. Handlers losing control of the gate while passing through shall be penalized and scored accordingly.
- c. Division C.
- (1) Back through. Shall consist of either:
 - (a) Poles. Straight L, double L, V, U or similar shaped obstacle. Poles should be on the ground, minimum width of thirty (30) inches apart. Handler may remain outside or inside the poles.
 - (b) Barrels or Cones, minimum of three. minimum width of thirty-six (36) inches apart. Handler and horse can pass between barrels or cones together.
 - (c) Triangle. Minimum of thirty-six (36) inches apart at entry and forty (40) inches apart for sides. Note: If guardrails are used with b. or c. above, they shall be three (3) to four (4) feet from the sides of the obstacle.
 - (2) Bridge. A bridge with a wooden floor not to exceed twelve (12) inches in height and with or without side rails not less than forty-eight (48) inches apart will be used.
 - (3) Water Hazard. A ditch or shallow pond of water may be used. A Pinto must pass through this obstacle, which must be large enough so that to properly complete this obstacle all four (4) feet of the Pinto must step in the water. Management may not place any item in the water. If a box is used, simulated water is permissible. If water is used, handler should walk to left of water while Pinto passes through water.
 - (4) Simulated Water. A plastic sheet, secured to the ground, so that it will not become affixed to the hoof when a Pinto passes over the simulated water.
- d. Division D.
- (1) Carrying Object. Any object, other than animal or fowl, and of a reasonable size or weight, may be carried to a specific point.
 - (2) Drag or Pull. Any object, other than animal or fowl, which can reasonably be pulled or dragged by the exhibitor. This obstacle should be in the course design such that the item to be dragged is on the handler's left side. The excess lead may be carried in the handler's right hand.
 - (3) Mailbox. Remove and/or replace items. Side pass is optional. Note: Obstacles 1 and 2—if the object will be picked up/put down or opened/closed on the Pinto's right side, the handler is allowed to hold the Pinto and the excess lead in his/her left hand while negotiating the obstacle.
 - (4) Animal Hide. Lead next to an animal hide.
 - (5) Serpentine. Obstacle consisting of four (4) pylons, guardrails optional, through which a horse will maneuver at a walk or jog-trot. Guardrails shall consist of poles placed parallel and a minimum of four (4) feet from the base of pylons; walk-pylons, minimum four (4) feet apart, base to base. Jog-trot

pylons, minimum seven (7) feet apart, base to base.

- (6) Jog-around. Square consisting of four (4) poles, minimum twelve (12) feet long, and a pylon placed in the center of the square. Exhibitor will enter over a designated pole, perform a minimum 90 degree jog around the pylon and exit over the designated pole. The handler should be in the box with the horse.
- (7) Jog-through. Shall consist of poles L, double L, V, U or similar shaped obstacle. Poles should be on the three (3) feet minimum and four (4) feet maximum. Handler may be inside or outside the jog-through.

E. Judging

1. Judges should consider the overall appearance of the horse, conditioning and grooming, and the equipment (dirty, ill-fitting or ragged equipment) in his/her overall scores. Also to be considered is the correctness of the Pinto while being led. Drifting to the side, leading or stopping crooked, failure to maintain a pivot foot in a turn, leading or turning sluggishly should be considered and evaluated in the maneuver scores and reflected in its overall score. Handlers should be discouraged from excessive verbal cues and excessive, stiff or unnatural movements around Pinto or when leading. For safety reasons, those handlers continuously holding the chain on the lead, tightly coiling lead shank around hand, or dragging the lead shank should be penalized.
2. All faults are to be assessed against the Pinto and not the exhibitor.

F. Scoring

1. Scoring will be on the basis of 0-infinity, with 70 denoting an average performance. Each obstacle will receive an obstacle score that should be added or subtracted from 70 and is subject to a penalty that should be subtracted.
2. Each obstacle will be scored on the following basis, ranging from plus 1 1/2 to minus 1 1/2:
 - +1 1/2 excellent
 - +1 very good
 - +1/2 good
 - 0 correct
 - 1/2 poor
 - 1 very poor
 - 1 1/2 extremely poor.
3. Obstacle scores are to be determined and assessed independently of penalty points.
4. Credit will be given to those Pintos negotiating the obstacles cleanly, smoothly, and alertly with style in prompt response to the handler's cues.

G. Penalties should be assessed per occurrence as follows:

1. One half (1/2) Point Penalty:
 - Each tick of log, pole, cone, plant or obstacle.
2. One (1) Point Penalty:
 - a. Each hit, bite or stepping on a log, pole, cone or obstacle.
 - b. Incorrect or break of gait at walk or jog for two (2) strides or less.
 - c. Both front or hind feet in a single-strided slot or space.
 - d. Skipping over or failing to step into required space.
 - e. Failure to meet the correct strides on trot over log obstacles.
3. Three (3) Points Penalty:

- a. Incorrect or break of gait at walk or jog for more than two (2) strides.
 - b. Knocking down an elevated pole, cone, barrel, plant or obstacle, or severely disturbing an obstacle unless caused by the tail.
 - c. Stepping outside the confines of, falling or jumping off or out of an obstacle with one (1) foot once the foot has entered obstacle; including missing one (1) element of an obstacle on a line of travel with one (1) foot.
4. Five (5) Points Penalty:
- a. Dropping slicker or object required to be carried on course.
 - b. First or second cumulative refusal, balk, or evading an obstacle by shying or backing.
 - c. Letting go of gate or dropping rope gate.
 - d. Use of either hand to instill fear or praise (slight touching or tapping with one hand to cue horse in a sidepass maneuver only is acceptable).
 - e. Stepping outside the confines of, falling or jumping off or out of an obstacle with more than one (1) foot once the foot has entered obstacle; including missing one (1) element of an obstacle on a line of travel with more than one (1) foot.
 - f. Blatant disobedience (including kicking out, bucking, rearing, striking or continuously circling the exhibitor).
5. Zero (0) total score for course (disqualification).
- a. Performing the obstacles other than in specified order.
 - b. No attempt to perform an obstacle.
 - c. Equipment failure that delays completion of pattern.
 - d. Excessively or repeatedly touching the horse.
 - e. Failure to enter, exit or work obstacle in any manner other than described, including overturns of more than one quarter (1/4) turn.
 - f. Failure to follow the correct line of travel between obstacles.
 - g. Working outside designated boundary marker of the arena or course area.
 - h. Third cumulative refusal, balk, or evading an obstacle by shying or backing over entire course.
 - i. Failure to demonstrate correct gait between obstacles as designated.
 - j. Pinto gets loose from exhibitor.
 - k. Leading on the wrong side of the horse

L6. Two-Year-Old In Hand Trail

- A. Class is limited to 2-year-olds. This class is eligible for Register of merit (ROM) and Register of Excellence (ROE) awards only. Points will not be counted toward any other awards in the PtHA Champion and ROM program.
- B. If a 2-year-old horse is shown under saddle at any show where PtHA-approved classes are held, this horse is no longer eligible to be shown in 2-year-old trail the remainder of that calendar year.
- C. 2-year-old In Hand Trail and Yearling In Hand Trail may not be combined.
- D. See L5 for all other rules.

M. CATTLE WORKING CLASSES

M1. General Regulations

- A. Except in Cutting and Roping events, the general information, appointments and method of holding reins shall be the same as in the Western Division

- B. In Roping events, a mechanical hackamore and a tie-down may be used. However, the judge may prohibit the use of equipment he/she considers severe or inhumane.

M2. Working Cow Horse

- A. Working Cow Horse classes shall be judged in accordance with the class rules of the National Reining Cow Horse Association in all areas where there are no PtHA rules applicable.
- B. Classes to be scored per the NRCHA Rule Book.

M3. Cutting

- A. Cutting classes shall be judged in accordance with the class rules of the National Cutting Horse Association in all areas where there are no PtHA rules applicable. All payback schedules shall follow PtHA guidelines.
- B. Time limit of 2-1/2 minutes per entry.
- C. Classes are to be judged on the ability of the Pinto to enter the herd, bring out a cow with minimum disturbance, work the cow toward the center of the arena with expression and concentration, but without malice. Once a cow is removed from the herd with light rein contact, the Pinto should work on a loose rein.
- D. Classes to be scored per the NCHA Rule Book. Classes are to be scored on a point basis of 60-80.

M4. Judged Tie Down Roping

- A. Judged Tie Down Roping events will be held under the usual common rodeo standards and conditions. Entries must start from behind a barrier. Only the performance of the Pinto is to be judged. Time of the roper will not be counted for or against the entry. A time limit of one (1) minute for each entry will be allowed from the time the calf leaves the chute.
- B. The roper may throw only two (2) loops. If more than one (1) loop is thrown, the roper must recoil the rope and build the additional loop. To encourage safety, use of a second rope will not be allowed. Any catch that holds is legal, but the rope must remain on the calf until the tie is completed and the roper has mounted his/her horse and ridden forward, leaving slack in the rope. Once the roper has ridden forward one step and loosened the rope, the run is complete. If the calf is jerked down by the Pinto, it must be allowed to regain its feet and the roper must rethrow the calf by hand, cross any three (3) feet and tie with no less than one (1) complete wrap and a half-hitch. If the calf is jerked down, over backwards, so that all four feet are in the air at the same time, this will be cause for disqualification. Failure of the calf to stay tied until the roper has remounted and ridden forward to loosen the rope shall disqualify the entry.
- C. A maximum of one (1) minute or two (2) loops, whichever comes first, will be allowed. If both loops are missed, roper will retire from arena with no score. Rope must be run through a foul rope around horse's neck in a manner to prevent the entry from running off and dragging the calf. Dragging the calf more than twelve (12) feet will result in disqualification. In Judged Tie Down Roping contests, only the roper may touch the calf while the entry is being judged. Roper may dismount from either side and leg or flank the calf.
- D. Optional keeper – The rope may, at the discretion of the rider, be run through a keeper. A keeper shall be described as a small loop attached to the nose band, approximately six (6) inches in length and one-half (1/2) inch in diameter, consisting of rope. If a keeper is used, it must be attached to the noseband of the tiedown and can not be attached to the bit or bridle and may not be in front of the headstall.
- E. Breaking the barrier, or any unnecessary whipping or spurring, jerking reins, talking, or any noise making, clapping, jerking the rope, or any unnecessary action to induce the horse to perform better, will be considered a fault and scored accordingly. If, in the

- opinion of the line judge, the exhibitor is fouled by any moving part of the chute, barrier, etc., ropers shall get their calf back, providing exhibitor declares himself by pulling up immediately. The exhibitor shall not attempt to rope the animal until the barrier flag has been dropped. Any attempt by an exhibitor to position his/her Pinto behind the barrier, enabling the exhibitor to rope the animal without attempting to leave the barrier (box), shall be considered a disqualification. At the judge's discretion, a rerun may be given if the animal being roped leaves the arena or in the event of a malfunction of the chute or barrier.
- F. Scoring – Entries will be scored on a point basis of 0 to 100 with 70 points denoting an average performance. Each maneuver will be scored from a plus three (+3) to a minus three (-3), in ½ point increments.
1. The tie-down roping horse will be judged on four (4) different maneuvers:
 - a. Box and barrier.
 - b. Running and rating.
 - c. Stop.
 - d. Working the rope.
 2. The following deductions will result:
 - a. One (1) Point Penalty.
 Dragging the calf while being tied, deduct one (1) point for each three (3) feet moved up to twelve (12) feet.
 - b. Two (2) Points Penalty.
 - (1) Freeze-up in the box (refusing to move).
 - (2) Jumping the barrier.
 - (3) Setting up or scotching.
 - (4) Rubbing the rope.
 - (5) Failure to continue backing while roper is flanking the calf.
 - (6) Slack in the rope.
 - c. Three (3) Points Penalty.
 A two loop run.
 - d. Five (5) Points Penalty.
 - (1) Refusing to enter the box.
 - (2) Rearing in the box.
 - (3) Breaking the barrier.
 - (4) Running into the calf.
 - (5) Dragging the calf, after the calf is tied, from six (6) to twelve (12) feet (special consideration should be given for excessive movement of the calf after the calf is tied).
 - (6) Horse walking up the rope (rope on the ground).
 - (7) Blatant disobedience including kicking, biting, bucking, rearing and striking.
 - e. Disqualified (0) – Score.
 - (1) Failure of calf to stay tied until roper has remounted and ridden forward to loosen rope.
 - (2) Excessive schooling at any time in the arena.
 - (3) Whipping or hitting the horse with the rope.
 - (4) Initiating the run with the rope on the opposite side of the horse's neck than exhibitors roping hand.
 - (5) Dragging the calf, while being tied or after the calf is tied, more than twelve (12) feet.
 - (6) Any attempt by the contestant to position a Pinto behind the barrier enabling the contestant to rope the animal without attempting to leave the box.
 - f. The following shall be faults scored according to severity:
 - (1) Jerking the reins.
 - (2) Slapping.

- (3) Jerking the rope or any unnecessary action to enhance the performance of the horse or talking or any noise-making.
- (4) Turning around in the box.
- (5) Turning head severely.
- (6) Squatting in the corner.
- (7) Stopping crooked.
- (8) Rearing up in stop.
- (9) Ducking off.
- (10) Looking off while working the rope.
- (11) Shying away while roper is remounting.

M5. Judged Team Roping, Heading

- A. Judged Team Roping events will be held under the usual common rodeo standards and conditions. Only the heading Pinto shall be started and judged behind a barrier. Only the performance of the Pinto is to be judged. An entry shall be allowed to show in Heading or Heeling, or both. Three (3) refusals into the roping box will be cause for disqualification.
- B. The head catch must be around both horns, half head, or around the neck. The following catches are illegal: honda passes over one horn and loops the other, loop crosses itself on the head catch, or loop is in steer's mouth. Exhibitors are to stay mounted, and when both ropes are dallied and both Pintos are facing the stretched steer, the run is completed. The rope must be wrapped around the saddle horn at least one (1) complete turn before it is considered a dally. Exhibitors fifty (50) years of age and over are permitted to have his/her rope tied onto the saddle horn with the use of a quick release device when Heeling only. If a Header or Heeler drops his/her rope, the exhibitor being judged will receive no score.
- C. When the Heading Horse or Pony is being judged, the roper may throw two (2) loops. If more than one (1) loop is to be thrown, the roper must recoil the loop. If the roper fails to catch within the one-minute (1) time limit, he/she will retire from the arena with no score.
- D. Breaking the barrier or any other actions listed in calf roping above will be considered a fault and scored accordingly. If, in the opinion of the line judge, the exhibitor is fouled by any moving part of the chute, barrier, etc., he/she shall get his/her steer back, providing exhibitor declares by immediately pulling up. The exhibitor shall not attempt to rope the animal until the barrier flag has been dropped. Any attempt by an exhibitor to position his/her Pinto behind the barrier, enabling the exhibitor to rope the animal without attempting to leave the barrier (box), shall be considered a disqualification. At the judge's discretion, a rerun may be given if the animal being roped leaves the arena or in the event of a malfunction of the chute or barrier.
- E. Scoring – Entries will be scored on a point basis of 0 to 100 with 70 points denoting an average performance. Each maneuver will be scored from a plus three to a minus three, in $\frac{1}{2}$ point increments.
 1. The Heading Horse will be judged on four (4) different maneuvers:
 - a. Box and Barrier.
 - b. Running and Rating.
 - c. Setting and Handling.
 - d. Facing.
 2. The following deductions will result:
 - a. Two (2) Points Penalty.
 - (1) Ducking off.
 - (2) Setting up or scotching.

- (3) Failure to face completely.
- (4) Freeze up while facing.
- (5) Jumping the barrier.
- (6) Freeze up in the box (refusing to move).
- b. Three (3) Points Penalty.
A three loop run.
- c. Five (5) Points Penalty.
 - (1) Running into the steer.
 - (2) Refusing to pull.
 - (3) Blatant disobedience including kicking, biting, bucking, rearing and striking.
 - (4) Refusing to enter the box.
 - (5) Rearing up in box.
 - (6) Broken barrier.
- d. Disqualified (0) – Score.
 - (1) Excessive schooling at any time in the arena.
 - (2) Whipping or hitting the horse with the rope.
 - (3) If both the header and heeler fail to catch within one minute from the time the steer leaves the chute.
 - (4) Loss of rope by either the header or the heeler.
 - (5) Failure of the roper on the horse being judged to catch within one minute. If more than one loop is thrown, rider must recoil rope and build an additional loop.
 - (6) Failure to maintain a dally through the completion of the run. The rope must be wrapped around the saddle horn at least one complete turn before it is considered a dally.
 - (7) Refusal to face.
- e. The following shall be faults scored according to severity.
 - (1) Jerking the reins.
 - (2) Slapping.
 - (3) Jerking the rope, or any unnecessary action to enhance the performance of the horse, or talking or any noise-making.
 - (4) Turning around in the box.
 - (5) Turning head severely.
 - (6) Squatting in the corner.
 - (7) Incorrect position.
 - (8) Failure to rate.
 - (9) Failure to run to steer.
 - (10) Horse being outrun by the steer.

F. Disqualification— In all Judged Team Roping events, it is an automatic disqualification when both the Header and Heeler fail to complete both catches within one (1) minute from the time the steer leaves the chute.

M6. Judged Team Roping, Heeling

- A. Judged Team Roping events will be held under the usual common standards and conditions. The heading Horse or Pony must start behind barrier. Only the performance of the Pinto is to be judged.
- B. The heel catch is defined as a catch which holds from behind the steer's shoulder and back, around the flank, or on one or both heels, but not by the tail only. Any catch made by the Header not being judged must be around both horns, half head, or around the neck. The following catches are illegal: honda passes over one horn and loops the other, loop crosses itself on the head catch, or loop is in steer's mouth. Exhibitors are to stay mounted, and when both ropes are dallied and both Pintos are facing the stretched steer, the run is completed. The rope must be wrapped around the saddle horn at least one (1)

complete turn before it is considered a dally. Exhibitors fifty (50) years of age and over are permitted to have his/her rope tied onto the saddle horn with the use of a quick release device when heeling only. If a Header or Heeler drops his/her rope, the exhibitor being judged will receive no score.

- C. Breaking the barrier, or any unnecessary whipping or spurring, jerking reins, talking, or any noise making, clapping, jerking the rope, or any unnecessary action to induce the Pinto to perform better, will be considered a fault and scored accordingly. If, in the opinion of the line judge, the exhibitor is fouled by any moving part of the chute, barrier, etc., ropers shall get his/her steer back, providing exhibitor declares by immediately pulling up. The exhibitor shall not attempt to rope the animal until the barrier flag has been dropped. Any attempt by an exhibitor to position his/her Pinto behind the barrier, enabling the exhibitor to rope the animal without attempting to leave the barrier (box), shall be considered a disqualification. At the judge's discretion, a rerun may be given if the animal being roped leaves the arena or in the event of a malfunction of the chute or barrier.
- D. The Heeler may throw two loops. If more than one loop is to be thrown, the roper must recoil the rope. If the roper fails to catch within one-minute time limit, he/she will retire from the arena with no score.
- E. Scoring – Entries will be scored on a point basis of 0 to 100 with 70 points denoting an average performance. Each maneuver will be scored from a plus three to a minus three, in ½ point increments.
 - 1. The Heeling Horse will be judged on four different maneuvers:
 - a. Box.
 - b. Running and Rating.
 - c. Position.
 - d. Stopping.
 - 2. The following deductions will result:
 - a. Two (2) Points Penalty.
Header breaking the barrier.
 - b. Three (3) Points Penalty.
A three loop run.
 - c. Five (5) Points Penalty.
 - (1) Assuming position on the wrong side of the steer.
 - (2) Running into the steer.
 - (3) Failure to stop on the hindquarters and hold position through the completion of the run.
 - (4) Blatant disobedience including kicking, biting, bucking, rearing and striking.
 - (5) Refusing to enter the box.
 - (6) Rearing up in box.
 - d. Disqualified (0) – Score.
 - (1) Excessive schooling at any time in the arena.
 - (2) Whipping or hitting the horse with the rope.
 - (3) If both the header and heeler fail to catch within one minute from the time the steer leaves the chute.
 - (4) Loss of rope by either the header or the heeler.
 - (5) Failure of the roper on the horse being judged to catch with no more than two loops. If more than one (1) loop is thrown, rider must recoil rope and build an additional loop.
 - (6) Failure to maintain a dally through the completion of the run. The rope must be wrapped around the saddle horn at least one (1) complete turn before it is considered a dally.

- e. The following shall be faults scored according to severity:
 - (1) Jerking the reins.
 - (2) Slapping.
 - (3) Jerking the rope or any unnecessary action to enhance the performance of the horse or talking or any noise-making.
 - (4) Turning around in the box.
 - (5) Turning head severely.
 - (6) Squatting in the corner.
 - (7) Incorrect position.
 - (8) Failure to be in correct lead before horse moves into position on the steer.
 - F. Disqualification – In all Judged Team Roping events, it is an automatic disqualification when both the Header and Heeler fail to complete both catches within one (1) minute from the time the steer leaves the chute.
- M7. Judged Steer Stopping**
- A. Entries to be judged on manners behind the barrier, and at all times. The Pinto shall be judged on the rate of speed to steer, ability of entry to rate, check, stop straight and to stop and turn the steer to face Pinto.
 - B. There is a time limit of one (1) minute or two (2) loops, whichever comes first. If roper fails to catch, he/she will retire from the arena with no score.
 - C. Classes shall be scored on a point basis of 0 to 100 points, with 70 points denoting an average performance. Any unnecessary whipping, jerking of reins, talking or any noise making, slapping, jerking of rope or any unnecessary action to induce the Pinto to perform better, will be considered a fault and scored accordingly.
- M8. Team Penning**
- A. A team of Pintos must cut out from the herd and pen within a two (2) minute time limit three (3) head of cattle with the assigned (same) identity number or colored neckband.
 - B. Once committed to their cattle, the team is completely responsible for their animals. A team exhibiting any unnecessary roughness to the cattle or Pintos, or unsportsmanlike conduct, will be disqualified. No hazing or popping of romal or reins on chaps will be allowed.
 - C. To be judged on fastest time.
 - D. Complete rules may be obtained from the PtHA business office. Points will awarded to each PtHA registered animal on placing teams.
 - E. Further information available from the United States Team Penning Association, PO Box 4170 Fort Worth, TX, 76164.
- M9. Breakaway Roping**
- A. This is a timed roping event with a two-minute time limit. Refer to Rule M4.
 - B. Horse must start from behind a barrier. A ten (10) second penalty will be added to the time for breaking the barrier. Calves or hornless cattle must be used.
 - C. Two loops will be permitted. One or two ropes are to be tied to the saddle horn by a heavy string, in such a manner as to allow the rope to be released from the horn when the calf or hornless cattle reaches the end of the rope. A visible cloth or flag must be attached to the end of the rope tied to the horn to make it easier for the flagger to see it break free.
 - D. Should the roper desire to use a second loop, he may either recoil if carrying only one rope or use a second rope tied to the saddle horn. If the second loop falls loose, it cannot be rebuilt.
 - E. The contestant may free his/her first rope from the horn after a miss before getting his/her second loop ready if he/she wishes.

- F. The contestant shall receive no time should he break the rope from the horn by hand or touch the rope or string after the catch is made. If the rope dallies or will not break free when the calf reaches the end of it, the contestant will receive no time.
- G. Time will be called from drop of flag at barrier to the break of rope string from the saddle horn. A legal catch is to be any loop that goes completely over the head of the calf or hornless cattle and draws up on any part of the calf or hornless cattle's body, causing the rope to break away from the saddle horn. Roping the calf or hornless cattle without releasing the loop from the hand is not permitted.
- H. The contestant shall not attempt to rope the animal until the barrier flag has been dropped. Any attempt by a contestant to position his horse behind the barrier, enabling the contestant to rope the calf or hornless cattle without leaving the barrier or box, shall be considered a disqualification.
- I. Rope may not pass through bridle, tie-down, neck rope or any other device.
- J. A judge may, at his/her discretion, use the ring steward, other show officials or approved PTHA judges to assist as barrier judges and to help determine legal catches or any rule infractions.
- K. It is recommended, whenever possible, the judge be on horseback and flag the class.

N. ENGLISH PERFORMANCE

N1. Hunter Seat Classes

A. General Regulations

1. Horses, ponies and utility horses shall be serviceably sound and shown without artificial appliances.
2. Manes – It is recommended that entries be shown with natural or shortened mane and tail. Roached mane to be discouraged. Roached mane is prohibited in Show Hack.
3. Braids – Hunter style braiding; forelock and mane or forelock, mane and tail is optional in all classes. In Hunt tradition, the tail is never braided unless the mane and forelock are also braided. The forelock is always braided when the mane is braided. The fact that an entry is or is not braided shall not be taken into consideration in the judging of a class, but entries braided in a non-conforming manner shall be penalized.
4. Classes using Hunter Seat equipment/attire are open to all types of Pintos.
5. Hunter Seat & Saddle Seat English Pleasure and Hunter & Saddle Seat Equitation events may be combined at the option of Show Committees.

B. Appointments

1. Saddle – Any acceptable Hunter Seat or forward seat saddle. Breastplates optional.
2. Bridle – Snaffle, Pelham, Kimberwicke (single or double rein), or full bridle are permitted in all Hunter Seat classes. Full bridle must be ridden with double reins. Pelham (double rein curb type) must be ridden with double reins, unless bit converters are used to allow the use of a single rein. Copper wrapped and twisted wire bits are allowed, but must gauge a minimum diameter of 5/16 inch when measured one (1) inch in from cheek, and may have a port no higher than 1-1/2". On broken mouth pieces only, connecting rings of 1-1/4" or less in diameter or connecting flat bar of 3/8" - 3/4" measured top to bottom with a maximum length of two (2) inches which lie flat in the horses mouth are acceptable. Snaffle bit rings may be no larger than four (4) inches in diameter. Any bit having a fixed rein requires the use of a curb chain. Smooth round,

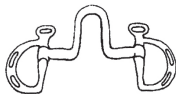
oval or egg-shaped, slow twist, corkscrew, single twisted wire, double twisted wire mouthpieces and straight bar or solid mouthpieces are allowed. Any bit with sharp edges will be disqualified. A judge may, at his/her own discretion, penalize an entry with unconventional types of bits or nose bands in any class. In Pleasure and Hunter classes, a cavesson type nose band shall be used. In Jumper classes, a Jumping (not Western or mechanical) Hackamore is permitted, as well as cavesson type, dropped flash (a combination of a cavesson nose band and a dropped nose band attachment) or crossed (made entirely of leather) nose band.

3. Martingale – In Pleasure and Under Saddle classes, martingales are prohibited. In Hunter Over Fences and Jumper classes, martingales are optional.
4. Boots – In Pleasure and all Hunter classes, boots or bandages are prohibited. In the case of inclement weather, show management may permit the use of bell boots only for Hunters Over Fences. In Jumper classes, Pintos may use protective boots and/or bandages on both front and rear legs.
5. Breakage – In cases of broken equipment in Hunter Over Fences and Jumper classes, the exhibitor may either continue without penalty or stop and correct the difficulty, in which case he/she will be penalized three (3) faults which will be non-cumulative. In case of loss of shoe, entry may either continue without penalty or be eliminated. In Pleasure and/or Saddle type Pleasure or Hunter Under Saddle classes, the seven (7) minute rule in regard to breakage of equipment or casting a shoe shall apply.

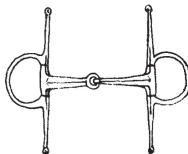
C. Attire

1. Clothing – Exhibitors should wear hunt coats of traditional colors such as navy, dark green, grey, black or brown. Maroon and red are improper. Breeches are to be of traditional shades of buff, khaki, canary, light grey or rust (or jodhpurs), hunt shirt with stock tie or choker, or oxford shirt with tie and helmet (harness optional) or hunt cap. Gloves are optional.
2. Spurs are optional – if worn, must be of the unrowelled type that are blunt, round. No moveable parts.
3. Crop or bat is optional – made with a stiff stock and up to thirty (30) inches in length, with no lash.
4. Judges, at his/her discretion, may authorize adjustments to attire due to weather-related conditions.

UNACCEPTABLE ENGLISH BITS



Excessive Port

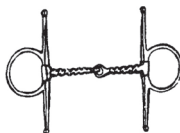


Triangular Mouth

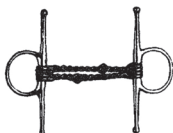
ACCEPTABLE ENGLISH BITS



Slow Twist



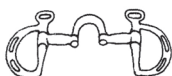
Corkscrew



Double Twisted Wire



Single Twisted Wire



Correction Bit



Snaffle Bit with
Connecting Flat Bar

N2. Hunter Seat English Pleasure

A. Judging

1. Entries should give the appearance of being a pleasure to ride. To enter the ring at a normal trot. Classes restricted to Pleasure Type and Saddle Type may not be pre-loaded.
2. To be shown at a walk, normal trot and canter both ways of the ring. Extended trot and hand gallop may be required at the judge's discretion. Entries may be asked to back.
3. To be judged as pleasure Pintos on performance, manners, conformation, and suitability.

B. Gaits

1. All gaits to be smooth, fluid, and efficient, without excessive knee action or short choppy strides. Faults would include: excessive movement on the forehead; behind the bit or over-collection; poll lower than withers; lazy, rushing, or inconsistent gaits. Any tendency to move in a Western style jog, jog trot, or lope must be penalized.
2. Walk: free, ground-covering, four beat gait; rhythmic and flat-footed. Trot: true forward-moving two beat gait; cadenced and balanced; extreme speed to be penalized. Canter: true forward moving three beat gait; smooth, balanced, and straight on both leads.
3. Hand Gallop – No more than eight (8) Pintos may hand gallop at a time, in any class, with the exception of PtHA managed shows.
4. If a gaited horse is present in the class with Saddle Type horses, the gaits will be: walk, easiest gait, canter. Easiest gait is defined as not a trot, two diagonal feet moving in the same direction at the same time. (ie. running walk, ambling gait, rack)

N3. Hunter Under Saddle

A. Judging

1. Entries should give the appearance of being suitable for use as field and/or arena Hunter Over Fences. To enter the ring at a normal trot. Classes restricted to Pleasure type and Saddle type may not be pre-loaded.
2. To be shown at a walk, normal trot and canter both ways of the ring. Hand gallop is required one or both ways of the arena,

except for 2 year old class. The entire class or only the finalists shall be asked to back.

a. No more than eight (8) Pintos may hand gallop at a time, in any class, with the exception of PtHA managed shows.

3. Light contact with horse's mouth is required. Entries should be obedient, alert, responsive to move freely, and shall not be eliminated for slight errors.
4. To be judged as Hunters on the flat on performance, soundness, and suitability.

B. Gaits

1. All gaits to be smooth, fluid; long and ground-covering strides, without excessive knee action or short, choppy strides. Appearance to be well-balanced and able to cope with jumping, turning, rolling terrain, and natural ground conditions. All Hunters should be able to maintain an even hunting pace, collect smoothly in transitions, and stop and stand quietly from any gait. Faults would include: excessive movement on the forehand; behind the bit or over-collection; poll lower than withers; lazy, rushing, or inconsistent gaits. Any tendency to move in a Western style jog, jog trot, or lope must be penalized.
2. Walk: free, ground-covering four beat gait; rhythmic and flat-footed. Trot: flowing two beat gait, cadenced and balanced; extreme speed to be penalized. Canter: moderately collected three beat gait; smooth and straight on both leads. Hand gallop: long-striding, but well-balanced and mannerly; there should be a noticeable difference between canter and hand gallop; extreme or hazardous speed or behavior must be severely penalized.

N4. English Trail - See Section L Rules

N5. Saddle Seat Classes

A. General Regulations

1. Classes using Saddle Seat equipment/attire are open to all types.
2. All entries shall be serviceably sound and shown without artificial appliances (i.e., wired ears). Mouth controls permitted for Saddle type only.
3. Manes / Tails – Pintos may be shown with inconspicuously applied hair in mane or tail. Saddle types are allowed: Tail brace, cap, switch or be gingered. Tails may be set. Saddle types may be shown with full, shortened or roached mane and tail. Pleasure types shall be shown with full or shortened, un-set, ungingered tail and full or shortened mane; roached mane is prohibited. Non-conforming entries must be eliminated.
4. Braids – Saddle type Pintos only may be braided in the Saddle Horse style; forelock and one braid behind bridle path is optional in all classes, but rosettes within the braids are prohibited. The fact that an entry is or is not braided shall not be taken into consideration in the judging of the class, but entries braided in a con-conforming manner shall be penalized. Braiding is prohibited for Pleasure types. Non-conforming entries must be penalized.
5. Hunter Seat & Saddle Seat English Pleasure and Hunter Seat & Saddle Seat Equitation events may be combined at the option of Show Committees.

B. Appointments

1. Saddle – Flat English type (Cutback, Saddleseat) or park type saddle. Leather, web or suitable girth. Breastplate prohibited.
2. Bridle – Light show type full Weymouth bridle (curb and snaffle bits), or double rein Pelham bridle. Single ring snaffle bit permitted for Junior horses only. Twisted wire bits allowed only in the bradoon of a double bridle. Martingales prohibited for all horses.

3. Boots or bandages are prohibited except in Five-Gaited classes, where quarter boots or bell boots are permitted.

C. Attire

1. Clothing
 - a. Informal attire consists of solid color Saddle Seat suit (day coats permitted) and derby or soft hat. Gloves are optional.
 - b. Formal attire consists of dark-colored riding habit and accessories, or dark tuxedo-type jacket and jodpurs to match, with top hat and gloves, or colored formal jacket with black jodpurs, and derby or top hat and gloves.
2. Spurs – of the unrowelled type that are blunt and round are optional.
3. Whip – a slightly flexible whip, up to 72" in length including lash, is optional, with no appendage.

N6. Saddle Seat English Pleasure

A. Judging

1. Entries should give the appearance of being a pleasure to ride. To enter the ring at a normal trot. Classes restricted to Pleasure type and Saddle type may not be pre-loaded.
2. To be shown at a walk, normal trot and canter, both ways of the ring. A strong trot and/or extended canter may be required. May be asked to back. Entries are required to walk prior to execution of change of gait.
3. To be judged as pleasure Pintos on performance, manners, conformation, suitability and appointments.
4. Faults would include: stiff, rough, or choppy gaits; inconsistent rhythm and balance; above or behind the bit; poll not above withers; crooked or sideways movement. Any tendency to move in a Western style must be penalized. When asked to extend a gait, the animal should remain in balance and lengthen his stride without quickening his tempo. Strong contact, over collection, excessive action, and excessive speed at any gait must be penalized.

B. Gaits

1. Gaits to be smooth, balanced, collected, and consistent with conformation type of animal.
 - a. Walk: Regular, elastic, and ground covering four beat gait; engaging the hind legs.
 - b. Trot: Balanced, free moving and elastic two beat gait, with somewhat collected balance.
 - c. Canter: Collected, smooth and straight on both leads, with three clean beats.
2. Movement for all types except Saddle type shall be medium or round, with forward reach and knee and hock flexion, but nothing in the extreme.
3. Saddle type movement shall be rounded and may display higher action, with more knee and hock flexion.

N7. Park Horse

A. General Regulations

1. Entries to give a brilliant performance, with style, presence, finish, balance and cadence. To enter the ring at a trot. Classes may not be pre-loaded.
2. All entries must conform to the Pleasure or Saddle type regulations.
3. This class may be combined with Three-Gaited class.
4. Entries must walk prior to execution of trot, canter or reverse.
5. Entries not to back.
6. To be shown at a walk, an animated natural trot and canter, both ways of the ring.

B. Gaits - All gaits to be performed in collected balance with natural elegance, natural animation, cadence and style both ways of the ring. Natural action and way of going required. Movement shall be consistent with conformation type of Pinto. There should be impulsion and power from behind, with knee and hock flexion with extension in front.

1. Walk: The animated walk is a highly collected gait, exhibiting much "primp" at a slow, regulated speed, with good action and animation. It should have snap and easy control. It can either be a two beat or four beat gait. It is performed with great style, elegance and airiness of motion. A flat footed walk is not to be penalized.
2. Trot: Natural, animated and cadenced, bold, with power from behind but the front light and airy, a true two beat gait.
3. Canter: True, collected, smooth and unhurried three beat gait; straight on both legs.

C. Judging

1. Faults would include: rough, short, or labored action; leaning or lugging on the bit; poll not above withers; excessive speed; crooked or sideways movement; excessive action in one gait or uneven action from gait to gait; exaggerated, artificial, or unnatural appearing action.
2. To be judged on performance, presence, quality, conformation, manners and suitability.

N8. Three-Gaited

A. General Regulations

1. Entries to give a brilliant performance, with style, presence, finish, balance and cadence. To enter the ring at a trot. Class may not be pre-loaded.
2. All entries must conform to the Pleasure or Saddle type regulations. Non conforming entries must be eliminated.
3. This class may be combined with Park Horse class.
4. Entries are required to walk prior to execution of change of gait or reverse.
5. Entries not to back.

B. Gaits

1. To be shown at an animated and graceful walk, an animated trot and canter. All gaits to be performed in collected balance with high action, brilliance and presence both ways of the ring. High head carriage and great elevation of knees and hocks are normal. Knee flexion should be proportionate to hock flexion. The animal's energy should be directed toward animation rather than speed.
 - a. Walk: The animated walk is a highly collected gait, exhibiting much "primp" at a slow, regulated speed, with good action and animation. It should have snap and easy control. It can either be a two beat or four beat gait. It is performed with great style, elegance and airiness of motion. A flat footed walk is not to be penalized.
 - b. Trot: Highly collected, straight, two beat gait.
 - c. Canter: Slow, lofty and fluid, with definite three beat cadence, consistent rate of speed.

C. Judging

1. Faults would include: rough, short or low action, leaning or lugging on the bit, mixing gaits, or tendency to pace; dragging hocks; unbalanced action; loss of form due to excessive speed.
2. To be judged on performance, presence, quality, manners, conformation and suitability.
3. To be shown at an animated and graceful walk, an animated trot and canter, both ways of the ring.

N9. Five-Gaited

A. General Regulations

1. Entries to give a brilliant performance, with style, presence, finish, balance and cadence. All gaits shall be executed with high, balanced action and no loss of form. To enter the ring at a trot. This class may not be pre-loaded.
2. This class shall be covered by the Saddle type regulations except that roached mane or tail are prohibited.
3. Entries not to back.
4. To be shown at a walk, trot, slow gait, rack and canter.
5. Entries must walk prior to execution of trot, slow gait, canter or reverse, but will not walk prior to rack.

B. Gaits

All gaits to be performed in collected balance, with high action, brilliance, and presence. High head carriage and great elevation of knees and hocks are normal. Knee flexion should be proportionate to hock flexion. The animal's energy should be directed toward animation rather than speed.

1. Walk: The animated walk is a highly collected gait, exhibiting much "primp" at a slow, regulated speed, with good action and animation. It should have snap and easy control. It can either be a two beat or four beat gait. It is performed with great style, elegance and airiness of motion. A flat footed walk is not to be penalized.
2. Trot: Highly collected, straight, two beat gait.
3. Canter: Slow, lofty and fluid, with definite three beat cadence, consistent rate of speed.
4. Slow Gait: Restrained four beat gait, executed slowly but with true and distinct precision; lofty and brilliant; speed to be penalized. Not a slow rack.
5. Rack: Smooth and highly animated, performed with great action and speed, in a slightly unrestrained manner. Should be performed in an effortless manner from the slow gait.

C. Judging

1. Faults would include: rough, short, or low action, leaning or lugging on the bit, mixing gaits or tendency to pace; dragging hocks; unbalanced action; loss of form due to excessive speed.
2. To be judged on performance, presence, quality, manners, conformation and suitability.

N10. Two Year Old English Performance

A. General Rules and Regulations

1. This class may not be held prior to June 1.
2. Refer to specific class requirements (i.e. Hunter Under Saddle, Hunter Seat Pleasure, Saddle Seat Pleasure, etc)
3. English snaffle bits may be used.
 - a. The bits may be oval, round, egg-shaped, smooth, or inlaid.
 - b. No mouthpiece may be wrapped in metal.
 - c. Slow twist, corkscrew, double and/or single twisted wire bits may be used if the bit is a minimum of 5/16" in diameter a minimum of one (1) inch from the cheek or ring.
 - d. Bits may be broken in more than one (1) place
 - e. No leverage bits (i.e. Pelham, Kimberwicke, shank/curb bits, etc) may be used.
 - f. Hand-gallop not required.

N11. English Disciplined Rail

A. General

1. This class is to show the ability of a highly trained Pinto. Appointments shall follow those of pleasure classes.

2. Judge shall work the Pintos adequately but must not overwork the entries. This is not a game or a fault and out class, and shall not be judged on an elimination basis. Final judging shall be on the basis of the best overall disciplined rail performance. At all times, the safety of the Pintos and exhibitors to be the first concern.
 3. Disciplined Rail classes must be restricted to either only Western or only English equipment. No points will be awarded to mixed seat classes.
- B. Disciplined Rail Performance
1. Entries may be shown in either Hunter Seat or Saddle Seat tack or apparel.
 2. The class routine shall be to perform work on the rail, and may include, but is not limited to:
 - a. A short walk, trot, extended or strong trot, or canter.
 - b. A hand gallop of no more than eight (8) Pintos at one time, and not more than twice around the arena. Exception: PtHA managed shows
 - c. Simple changes of lead each way of the ring (not more than twice for each lead.)
 - d. Starting into a canter from a halt.
 - e. Square stop.
 - f. Starting and traveling on the counter canter.
 - g. Leg-yield both left and right on the rail and/or on the diagonal once each way.
 - h. Turn on forehand and/or haunches, once each way.
 - i. Shoulder-in and/or haunches-in and/or out at a walk and/or trot, once each way for each movement.
 - j. Stand quietly.
 - k. Working of entrants "on the buckles" or without contact of the reins is limited to the walk only. Any other movements will not be asked to be performed except with light contact. Riding "on the buckles" will not be considered riding with light contact.
 - l. Judge may ask for additional safe work.
 3. To be judged on performance, manners and conformation.

N12. English Ideal Pinto

A. General

1. The Ideal Pinto Class is a performance event which is unique to the Pinto breed. This class displays the balance required of a pleasure Pinto which also exhibits good conformation and exceptional markings.
2. Classes may be offered by English Seats (i.e. Ideal Pinto Hunter Seat, All Types)
3. Classes may be divided by Overo and Tobiano.
4. Pintos to be stripped and judged on conformation and markings after the under saddle work.
5. To be judged 50 percent on performance and manners, 25 percent on conformation, and 25 percent on Pinto markings. Refer to Rule T.2C for Solid class judging requirements.
6. Wheel barrows, carts or any type of mechanical apparatus are prohibited in the ring and will result in the disqualification of the entry.
7. Crop or whip, with no appendage, is optional, that is suitable to type of Pinto that is exhibited.
8. Pintos to be shown in a suitable halter or bridle according to Rule J2 - J6 (depending on the Type of horse) for the color/halter portion of judging.

B. Ideal Pinto Class Performance

1. To be shown at a walk, normal trot, and canter, both ways of the ring.
2. Extended trot or strong trot may be required.

3. Pintos may be asked to back.
- C. Ideal Pinto Class Grooming
 1. Grooms are to be appropriately attired. Refer to Rule G8.
 2. Each Exhibitor must have at least one (1) groom, and no more than two (2) grooms, to assist with tack removal and grooming.
 3. Grooms shall wait at the gate until the announcer/ring steward indicates that the judge/s have directed the grooms/attendants to enter the ring.
 4. Grooms/attendants are to walk to the Exhibitor and wait until the announcement is made to start grooming. The Exhibitor shall remain mounted until the announcer calls for grooming to begin.
 5. Time limit for grooming/stripping is two (2) minutes.
 6. Exhibitor to remain with Pinto and must retain number.

O. GYMKHANA

O1. General Regulations

- A. Unsoundness shall not be penalized in an entry unless it is sufficiently severe to be considered inhumane treatment. In such a case, management shall bar the entry from further participation.
- B. Poles (stakes) shall be approximately 1-1/2" in diameter and of a safe material that will not splinter. Each shall be from 6' to 7' high, with a safe, stable stand for ballast. Each shall be painted so that it is easily distinguished from the background (rail, tanbark, etc.). Official base should be 12" to 14" in diameter.
- C. Barrels shall be of the size of a fifty-five gallon drum and shall contain no sharp edges, either on the inside or the outside. Each shall be painted so that it is easily distinguished from the background. A protective device around the top of the barrels is permitted.
- D. Management shall designate the order in which the entries shall compete. Not more than one entry shall be in the ring at one time except for a back up entry.
- E. Riders must be mounted before entering the arenas. An exhibitor shall be considered "on course" once any part of the Pinto crosses the starting line, until every part of the Pinto crosses the finish line after completing the course.
- F. Timing Line – The course for all competitors shall include a timing line to be a distance of at least 20' from the first obstacle. The timing line is imaginary and should be indicated by stakes, pylons, or other suitable markers.
- G. Start and Finish – The exhibitor shall be signaled when the judge and timing officials are ready. At anytime within one minute after the ready signal is given, the entry shall cross the timing line and begin the course. Starting and finishing time shall be taken the instant any part of the entry crosses the timing line. Running start is prohibited. The gate will close once the Pinto is in the arena. The gate must remain closed and the Pinto come to a halt or walk inside the arena before the gate is again opened.
- H. Ties to be broken with a runoff, or by flip of coin if agreed to by contestants.
- I. Disqualifications – Any of the following infractions shall disqualify an entry:
 1. Failure to begin course within one (1) minute after ready signal.
 2. Any deviation from the pattern is cause for disqualification.
 3. Fall of Pinto and/or exhibitor while on course.
 4. Spurring the Pinto in any manner whatsoever forward of the front cinch, after entering the arena.
 5. Entry being unruly or out of control.

6. Any kind of inhumane treatment whether or not specifically mentioned in this rule.
 7. Excessive use of spurs, crop, bat or romal.
 8. Failure of entry to leave the ring immediately upon notification by the judge of disqualification shall bar both the Pinto and exhibitor from further participation in the show.
 9. An exhibitor may not walk a Pinto through the entire course in order to qualify for a placing position, nor in the runoff for a tie.
- J. Penalties
1. A five-second (5) penalty shall be assessed for each obstacle knocked down, unless otherwise provided in the class specifications. The exhibitor must remain on course as if the obstacle were still standing.
 2. If hat or safety helmet is worn and it falls off and touches the ground while in the arena, a five (5) second penalty will be assessed.
- K. Breakage – If tack or equipment should break or the animal should cast a shoe while negotiating the course, and the difficulty prevents completion of the course, the entry shall be disqualified. Should the entry be able to continue the course despite the difficulty and without cruelty, it may continue without penalty.
- L. The method of holding reins is optional.
- M. Timing – A photo electrically activated electronic or electric timer is preferred to stop watches. If such an electrical timer is used, at least one (1) official should take the time with a stop watch in case of failure of the electric device. If such an electrical timer is not available, three (3) stop watches are recommended to be used, with the median time being the official time. (The median time is the time indicated by two (2) of the three (3) stop watches if two (2) agree. If no two (2) watches agree, the median time is the time indicated by the watch which indicated neither the fastest nor slowest time.) All stop watches must be calibrated in at least tenths of a second.
- N. All measurements given in Gymkhana rules are desired if arena space allows. However, when space does not allow prescribed measurements, common sense must prevail.
- O. No exhibitor may not be tied, buckled, or fastened in any way to a Pinto or any portion of the tack in any youth class – exception, any person with a reasonable Accommodation for Challenged Exhibitors Certificate which necessitates such assistance.
- P. In all Leadline Gymkhana classes, the horse must break the start/stop line first, not the handler.
- Q. In Leadline Keyhole, the handler may step out of or on chalk line with no penalty.

O2. Appointments

- A. Equipment and attire must be Western.
1. Hats or safety helmets are recommended for all Gymkhana classes, but are at the exhibitor's option.
 2. McClellan or similar saddle shall be considered Western when Western bridles are used.
 3. All Western tack and equipment is acceptable if humane. If a tiedown or cavesson is used the noseband must be rope, leather, or nylon. No wire permitted.
- B. The following items of equipment are prohibited in all classes in this division:
1. Any other kind of bridle or equipment not appropriate to the saddle being used and to the attire of the rider.
 2. Unusual construction or arrangements, if considered by the judge to be inhumane, abnormal or dangerous.

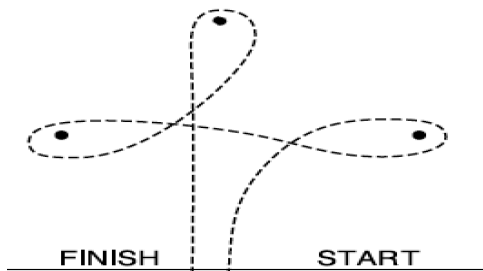
O3. Cloverleaf Barrel Competition

A. Competition Patterns

1. The rider shall have two (2) options
 - a. Cross the timing line, circle barrel one (1) clockwise, circle barrel two (2) counter-clockwise, circle barrel three (3) counter-clockwise and cross timing line,
 - b. Cross the timing line, circle barrel two (2) counter-clockwise, circle barrel one (1) clockwise, circle barrel three (3) clockwise, and cross timing line.

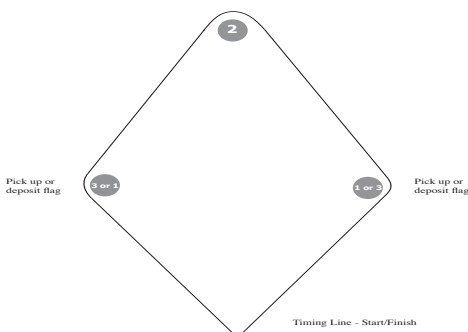
B. Course

Three barrels shall be placed to form an isosceles triangle. The distance from barrel 1 to barrel 2 shall be 105'. The distance from barrel 1 to barrel 3 shall be 120'. The distance from barrel 2 to barrel 3 shall be 120'. The distance from barrels 1 and 2 to the timing line shall be 75'.



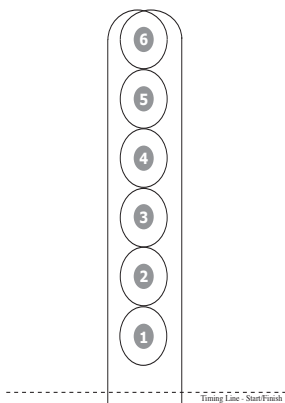
O4. Flag Race Competition

- A. Management should allow ample room between the barrels and any side fences. Measurements are made to the center of the base of the barrel. A five gallon bucket 3/4 full of sand or other suitable material, shall be placed on the barrels as a depository for the 18" flags.
- B. The rider shall have the option of riding the pattern, either to the left or right, after crossing the timing line.
- C. Penalties – Knocking over the bucket holding the flags without knocking it off the barrel incurs a five-second penalty.
- D. Causes for disqualification.
 1. Failure to pick up the flag on the first pass.
 2. Failure to place the flag in the bucket on the first pass.
 3. Touching any part of the Pinto's body with the flag or stick.
 4. Dropping the flag.
 5. Knocking over any of the barrels, or knocking the bucket off the barrel.
- G. Course – Three barrels shall be placed to form an isosceles triangle. The distances shall conform to the Cloverleaf Competition patterns.



O5. Pole Bending Competition

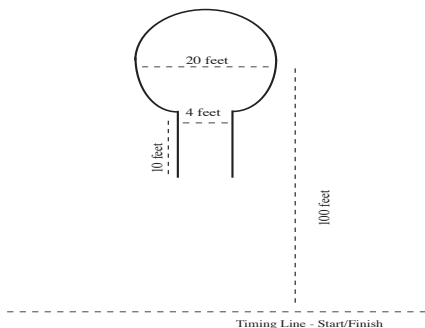
- A. The rider shall have his/her choice of the side on which to pass the first pole. Management should allow ample room between all running lanes and between the lanes and walls or fences.
- B. Six (6) poles shall be placed 21' apart in a straight line down the approximate center of the ring, with the first pole being 21' from the timing line. The timing line shall be 30' long. The entry shall cross the timing line, move in an approximately straight line to pole 6 (farthest pole), make a 180° turn around pole 6, pass between pole 6 and pole 5, bend through the poles to pole 1, circle pole 1, bend through the poles to pole 6, make a 180° turn around pole 6, and cross the timing line, by moving along the poles on the side opposite that on which it first approached pole 6.



O6. Keyhole Competition

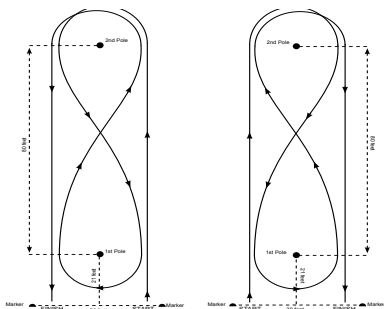
- A. The course shall be laid out with a limed keyhole on the ground, with the throat of the keyhole perpendicular to and facing the timing line, and the center of the circle of the keyhole one hundred feet from the timing line.
- B. The keyhole shall be in the form of a broken circle 20' in diameter, with a throat 4' wide, inside white lines, and 10' long.
- C. The Pinto shall cross the timing line, enter the circle of the keyhole, turn around in either direction, entirely within the circle of the keyhole, and recross the timing line.
- D. Disqualifications
 1. Stepping on or over the limed boundary at any point.

2. Turning around in the throat of the key, instead of the keyhole.
3. Failure to run out of the keyhole. Walk/Trot or Leadline must jog out.



07. Stake Race Competition

- A. This is a timed event.
- B. The start/finish line is thirty (30) feet wide and marked by two (2) upright markers (cones or pylons) short enough not to interfere with the timer if one is used. Short pylons or cones are recommended.
- C. There are two (2) stakes in this event. The stakes shall be eighty (80) feet apart. The first stake shall be twenty-one (21) feet from the start/finish line if arena size permits. The pattern maybe shortened depending upon arena size; however the two (2) stakes must always be placed eighty (80) feet apart regardless of the distance between the first stake and the start/finish line.
- D. Exhibitor shall cross the start/finish line and run down the right or left side of the poles to the second pole making either a right or left-hand turn. Exhibitor shall then run to the first pole and make a turn in the opposite direction. Exhibitors must then run back to the second pole and repeat first turn then run straight back down either the left or right side of the poles (opposite side than when first crossing start line and running to the second pole) and cross the start/finish line. Pattern must be run according to diagram in PTHA Rule Book.
- E. A no-time is given if either of the upright poles or either of the two (2) upright markers are knocked down.



08. Miniature Vehicle Competition

- A. Miniature vehicle classes may be held using existing PTHA Gymkhana specifications.

- B. Miniatures cantering or galloping more than three (3) strides between any two (2) points on the course will be penalized five (5) seconds for each occurrence.
- C. Any suitable two (2) or four (4) -wheeled vehicle may be used.

P. DRIVING

P1. General Regulations And Appointments

- A. The equipment required for all Driving classes are a light harness which consists of a bridle with blinders, throat latch, cavason or noseband, overcheck or side check attached to the bit to the saddle, collar or breast collar, reins attached to the bit only passed through the martingale (optional if used), through the saddle terrets. Whip is required to be in the cart or the exhibitor's hand. Martingales, check bits, thimbles and breaching are optional. Appropriate bits, including leverage bits, half cheek snaffle, liverpool, elbow driving and bradoon overcheck maybe used. See also Rule N.1. B.2. Apparent over leveraged entries, whether by use of a particular bit, heavy handed driver or the entry not demonstrating submission to the bit must be judged as a fault. To be hitched and shown in appropriate two (2) or four (4) wheel cart with wooden or metal spoke wheels. A basket is mandatory, a boot is optional, cart shall be suitable to the Pinto. Unless other specified.
- B. Entries shall be serviceably sound and shown without artificial appliances (i.e., wired ears).
- C. Attire – Drivers (and passengers) should conform to the type of turnout and Pinto presented (ie. pleasure, obstacle, etc.) but should always be neat and clean. Appropriate attire for gentlemen includes hat, coat or jacket, shirt, pants, and tie. Appropriate attire for ladies includes tasteful dress, tailored suit, skirt, or slacks, with blouse, vest, or jacket. Hats, gloves and/ or aprons/lap robes are optional unless otherwise noted for specific classes.
- D. One passenger permitted. Any assistance to the driver will result in disqualification.
- E. Ponies and Miniatures maybe combined in any Youth or Amateur driving event.
- F. Horses may not be combined with Ponies or Miniatures in any Youth, Amateur or Open driving event.
- G. Headers are optional, but recommended for all Open and Amateur Driving classes, except where noted.
- H. Headers are mandatory for all Youth (YA) Driving classes, except where noted.
- I. Headers are to be fourteen (14) years of age or older.
- J. A driving whip shall be defined as a whip with a firm stock of suitable length for the Pinto being exhibited.

P2. Pleasure Driving

- A. General Regulations and Requirements
 - 1. Entries should give the appearance of being a pleasurable driving Pinto. To enter the ring at a normal trot.
 - 2. Boots or bandages are prohibited.
 - 3. To be shown at a flat-footed walk, a normal trot and a strong trot, both ways of the ring.
 - 4. To stand quietly and back readily.
- B. Gaits
 - 1. All gaits to be performed in a smooth, relaxed, balanced manner, consistent with conformation type of animal.
 - 2. Walk: Flat-footed, free, rhythmical four beat gait.
 - 3. Normal Trot: Balanced, free moving and relaxed two beat gait.
 - 4. Strong Trot: Balanced lengthening of stride with noticeable difference from normal trot, without excessive speed, loss of form, or two beat gait.

- a. Stock and Hunter types will move with head carriage in the bridle with poll not lower than the withers and eye of the horse not higher than the withers. Stride flowing with flat knee, minimal knee and hock action, with light contact on the reins at all times.
- b. Pleasure type will move with rounded, medium strides, flexed neck with poll higher than withers, and will display forward reach and flexion of knees and hocks.
- c. Saddle type will move with rounded strides and may display higher head carriage and action and more knee and hock flexion.

C. Judging

1. To be judged on manners, quality, performance, conformation and suitability.
2. Faults would include: stiff or choppy gaits; inconsistent rhythm, crooked or sideways movement.
3. A tendency to move in a Western style jog instead of a normal trot must be penalized.
4. All Pintos moving in an extremely slow jog instead of a normal trot must be penalized.
5. Extreme speed to be penalized.

P3. **Classic Pleasure Driving**

The ideal Classic Pleasure Driving horse shall be shown with light contact on the reins at all times. Ideally neck carriage should remain low and head set by horse being on the bit and face perpendicular to the ground. Stride should be sweeping and ground covering. Head carriage should be in the bridle, with poll not lower than the withers and eye of the horse not higher than the withers. Stride flowing with a flat knee, minimal knee and hock action.

- A. Classic Pleasure Driving is a single horse driving class, hitched to show cart with either wooden or metal spoke wheels. A Basket is mandatory; a boot is optional. To be shown in Light Harness which consists of a bridle with reins attached to the bit only and passed through the saddle terrets and martingale if used. Also required are blinders, a throatlash and a noseband or cavesson. The bridle must have an overcheck or sidecheck attached from the bit to the saddle. A martingale and/or separate check bit are optional.

To be judged on the following criteria, in the listed order:

- Attitude - Settled in the bridle, smooth gait transitions.
- Manners - No gaping at the bit. Pinto should appear willing to work.
- Performance - Steady in each gait and definite gait changes.
- Quality - A "pretty" picture with appropriate action for class.
- Conformation - As correct for Classic Pleasure Driving.

The ideal Classic Pleasure Driving horse should excel at all of the above items.

- B. Class requirements:

Horse must be shown both directions in the arena at the Walk, Pleasure Trot, and the Working Trot. Horse will enter counter clockwise at the Pleasure Trot. Horse will be required to stand quietly and back readily.

- C. Gait requirements:

1. Walk: A four beat, flat-footed and ground covering gait.
2. Pleasure Trot: A two beat diagonal gait. Overall balance. Horse must demonstrate freedom of movement, be relaxed and easy going, demonstrating impulsion.
3. Working Trot: A lengthening of stride from the Pleasure Trot. Horse must demonstrate freedom of movement.

- D. Entries in the Classic Pleasure Driving class may not cross enter into the Country Pleasure Driving class at the Pinto World Championship show and the Color Breed Congress show. They may cross enter at PtHA approved shows (local, charter).

P4. Country Pleasure Driving

The ideal Country Pleasure Horse shall be shown with contact on the reins at all times. Stride should be “flowing”, exhibiting knee action and/or reach with hock action while not showing excessive motion (as described in gaits). The horse should be in the bridle with neck carriage comfortable with poll being the highest point and flexion to fit horse’s conformation.

- A. Country Pleasure Driving is a single horse driving class, hitched to a two-wheel show cart with either wooden or metal spoke wheels. A basket and side check or over check are mandatory, a boot is optional. To be shown in Light Harness which consists of a bridle with reins attached to the bit only and passed through the saddle terrets and martingale if used. Also required are blinders, a throatlash and a noseband or cavesson. The bridle must have an overcheck or sidecheck attached from the bit to the saddle. A martingale and/or separate check bit are optional.

To be judged on the following criteria, in the listed order:

- Attitude - Settled in the bridle, with smooth gait transitions.
- Manners - Horse should appear willing to work with a quiet mouth.
- Performance - Steady in each gait with definite gait changes.

• Quality - A “pleasant” picture demonstrating freedom of movement, in the bridle, with impulsion while relaxed and easy going at the pleasure trot. Excessively high action (defined as breaking at the knee level or above) must be penalized. At the working trot the horse exhibits a lengthening of stride resulting in an increase of speed without loss of collection or form.

- Conformation - Form to function.
- Appearance - Of both equipment and drivers attire.

- B. Class requirements:

Horse must be shown both directions in the arena at the Walk, Pleasure Trot, and the Working Trot. Horse will enter counter clockwise at the Pleasure Trot. Horse will be required to stand quietly and back readily.

- C. Gait requirements:

It is imperative that the horse give the appearance of being a pleasure to drive. A quiet, responsive mouth is paramount. All gaits to be performed with willingness, balance and smoothness as per each gait description.

1. Walk: A four beat, flat-footed and ground covering gait.
2. Pleasure Trot: A two beat diagonal gait. Overall balance. Horse must demonstrate freedom of movement, be relaxed and easy going, demonstration impulsion. Excessively high action (defined as breaking at the knee level or above) must be penalized.
3. Working Trot: Lengthening of stride from the Pleasure Trot resulting in an increase of speed without loss of form. Horse must demonstrate freedom of movement.

- D. Entries in the Country Pleasure Driving class may cross enter into any other driving class at PtHA approved shows. May not cross enter into Carriage Pleasure driving at PtHA sponsored shows.

P5. Carriage Pleasure Driving

A. General

1. The main trait for any pleasure driving horse is its ability to give a pleasurable drive. Soundly obedient yet responsive and has a strong presence. Elasticity in its step, working with a lifted back, flexed at the poll, hind-end engaged and not on the fore-hand, head straight while traveling and keeps it balanced while bending in turns. Collected walk and stands willingly and quietly.
2. The driver should be seated comfortably on the seat so as to be relaxed and effective. Either one or two-handed methods of driving is acceptable. Common to both methods of driving, the elbows and arms should be close to the body with an allowing but steady hand enabling a consistent “feel” of the horse’s mouth. Drivers should not be penalized or rewarded for using one style over another. Drivers should strive to present an appropriate turnout. “Appropriate” indicates the balance and pleasing appearance of the combination of the horse and vehicle. Factors determining the above include compatible size, type and weight of horse and vehicle. The way of going of the horse may also affect the overall appearance i.e., a high-actioned horse is more suitable for a formal vehicle; the low-going, ground covering horse presents a more pleasing appearance put to a road or country-type vehicle.
3. A carriage equine may cross enter into any other driving class at PtHA approved shows. May not cross enter into Country Pleasure driving at PtHA sponsored shows.
4. Carriage Pleasure Driving classes may be held for single or team equine.

B. Tack and Equipment

1. Light harness (breast or collar type)
2. To be shown in a suitable two or four wheeled carriage pleasure type driving vehicle. Wooden wheels are preferred, solid spoke or steel wheels are acceptable, pneumatic wheels permitted.
3. Type of bit(s) optional, snaffle, Liverpool’s, frenchlink, Mullen or Myler are acceptable driving bits. Blinkers appropriate to type of harness.
4. Martingales and over checks are prohibited for all vehicles, False martingales are acceptable.
5. Side checks are optional, breeching or thimbles, or shaft stops or brakes are preferred. Tying down of tongues is prohibited. Bridles should fit snugly to prevent catching on the vehicle or other pieces of harness. A throatlatch and a noseband or cavesson are mandatory. Open bridles are permitted but are not encouraged.
6. Whip required to be carried in hand. The thong (lash) of the whip should be long enough to reach the shoulder of the farther horse.
7. Braiding of mane and forelock is optional but not required.
8. Fly bonnets are optional.
9. Spares kits are preferred, they are optional, but not required.

C. Dress

1. Hat, gloves (brown gloves preferred), apron or knee rug or lap blanket is required.
2. Protective headgear may be worn without being penalized.

D. Class Description

To be judged 60% on manners, quality and performance, 40% on conformation. To be shown at a walk, slow trot

and working trot both ways of the ring, to line up and stand quietly.

1. Walk: a free, regular and unconstrained walk of moderate extension is required. The equine should walk energetically, but calmly, with even and determined pace.

2. Slow Trot: The equine should maintain forward impulsion while showing submission to the bit. The trot is slower and more collected, but not to the degree required in the dressage collected trot. However, the equine should indicate willingness to be driven on the bit while maintaining a steady cadence.

3. Working Trot: This is a pace above the slow trot. The equine go forward and freely and straight; engaging the hind legs with good hock action; on a taut, but light rein; the position being balanced and unconstrained. The steps should be as even as possible. The hind feet touch the ground in the foot prints of the forefeet. The degree of energy and impulsion display at the working trot denotes clearly the degree of the suppleness and balance of the horses.

4. Halt: Equine and vehicles should be brought to a complete square stop without abruptness or veering. At the halt, equine should stand attentive, motionless and straight with the weight evenly distributed over all four legs and be ready to move off at the slightest indication from the driver.

P6. Fine Harness (4-Wheel Vehicles Only)

A. General Regulations and Appointments

1. Entries to give a performance showing style, presence, finish and cadence. To enter the ring at a Park trot.
2. Quarter boots or rubber bell boots are permitted.
3. Entries may be unchecked while lined up. Attendant may stand an entry on its feet and thereafter, he/she shall remain at least two paces distant from the head.
4. Entries not to back.
5. Four (4) -wheeled vehicle only.

B. Gaits

1. All gaits to be performed both ways of the ring and are to be collected and balanced, with high action, brilliance and presence. High head carriage and great elevation of knees and hocks are normal. Knee flexion should be proportionate to hock flexion. The Pinto's energy should be directed toward animation rather than speed.
 - a. Walk: Collected, animated, brisk, with four beats, need not be flat-footed.
 - b. Park Trot: Animated, balanced two beat gait with cadence.

C. Judging

1. To be judged on performance, manners, quality, conformation and suitability.
2. Faults would include: stiff or choppy gaits; dragging hocks; unbalanced action; crooked or sideways movement.
3. Extreme speed to be penalized.

P7. Ideal Pinto Driving

A. General

1. The Ideal Pinto Driving class is a performance event which is unique to the Pinto breed. This class displays the balance required of a Pleasure Driving Pinto which also exhibits good conformation and exceptional markings.
2. To be shown in an appropriate two (2) or four (4) -wheel vehicle.
3. Horse Ideal Driving may be combined by types.

4. Pony Ideal Driving may be combined by types.
 5. Miniature A & B Ideal Driving may be combined.
 6. Entries to stand quietly and back readily.
 7. All Pintos to be stripped and judged on conformation and color after driving work is completed.
 8. To be judged fifty (50) percent on performance and manners, twenty five (25) percent on conformation, and twenty five (25) percent on Pinto Markings. Refer to Rule T.2C for Solid class judging requirements.
 9. Whips and crops for the halter judging are optional for Pinto Ideal Driving, and must be correct for the type of Pinto shown. No whips with appendage will be allowed.
- B. Ideal Pinto Driving Class Performance
1. To enter the ring at a normal trot
 2. To be shown at a flat-footed walk, a normal trot and a strong trot, both ways of the ring.
 3. Extreme speed to be penalized.
- C. Ideal Pinto Grooming
1. Grooms/attendants are to be appropriately attired. Refer to Rule G8.
 2. Each Exhibitor must have at least one (1) groom, and no more than two (2) grooms, to assist with tack removal and grooming.
 3. Grooms/attendants shall wait at the gate until the announcer indicates that the judge(s) have directed the grooms/attendants to enter the ring.
 4. Grooms/attendants are to walk to the Exhibitor and wait until the announcement is made to start grooming. The Exhibitor will remain seated in the vehicle until the announcer calls for grooming to begin.
 5. Time limit for grooming/stripping is three (3) minutes.
 6. Vehicle is to be removed from the Pinto prior to the removal of the bridle or reins. Failure to do so will result in immediate disqualification.
 7. Pintos are not be re-harnessed in the ring.
 8. Pintos to be shown in a suitable halter or bridle according to Rule J2 - J7 for the color/halter portion of judging.
 9. Exhibitor to remain with Pinto and must retain number.
 10. The Halter Exhibitor and Driving Exhibitor must the same individual.

P8. Roadster

- A. General Regulations and Requirements
1. Pinto to be shown in light harness with blinkers of square pattern, snaffle bit and overcheck to a bike. A bike consists of a 2-wheeled cart with stirrups and no basket. Closed wheel bikes are optional.
 2. Entries shall be serviceably sound and shown without artificial appliances.
 3. Unweighted quarter boots or rubber bell boots are optional in all classes.
 4. Entries shall be shown with natural or shortened mane and tail. Roached mane is prohibited. Saddle type Pintos only may have inconspicuously applied hair in mane or tail switch. All other types – Pleasure, Hunter and Stock – must conform to the Pleasure type regulations regarding manes and tails. Non-conforming entries must be eliminated. Braids matching stable colors, one on fore-top and one immediately back of the bridle path are optional.
 5. Entry number to be displayed on both sides of the bike.
- B. Attire
- Exhibitors shall wear stable colors, cap and jacket to match.

- C. Gaits – The principle gait assignment for Roadsters is the trot. Entries shall be asked to trot at three different speeds: the slow jog trot, the fast road gait, and then at full speed.
1. At all speeds, Pintos should work in form, with chins set and legs working beneath them, going in a collected manner.
 2. At the trot, an entry whose action features folding of knees, flexing of hocks, with straight, true action of front legs and with hocks carried close together and with motions coordinated, is executing a balanced trot. Long, sprawling action in front, dragging or trailing hind legs and straddle-gaited action behind makes a balanced trot impossible. Pacey-gaited or mixy-gaited entries, that pace and rack the turns, or break and run on the turns, shall be penalized.

D. Class Procedure

1. Roadsters must enter the ring clockwise at a jog trot, then show at the road gait; turn counter-clockwise at the jog trot, show at the road gait and then trot at speed.
2. Entries should be light-mouthed, capable of being taken up at any time, willing to walk and stand well when being judged in the center of the ring.
3. When entries are lined up, no attendant is permitted (except Youth classes) and driver shall not leave his/her vehicle except for necessary adjustments.

P9. Roadster To Bike

- A. Pinto to be shown in light harness with blinkers of square pattern, snaffle bit and overcheck to a suitable two (2) -wheeled vehicle, preferably a bike.
- B. Entries shall show animation, brilliance and presence. To enter ring clockwise, at a jog trot.
- C. When entries are lined up, no attendant is permitted; driver shall not leave his/her vehicle except for necessary adjustments. He/she may, however, uncheck and stand at the Pinto's head when left in the center of the ring while a part of the class is on the rail for a workout.
- D. To be shown at a jog trot, road gait, and then at speed.
- E. To be judged on performance, speed, quality, manners, conformation and suitability.

P10. Obstacle Driving

- A. General Regulations and Requirements
 1. Pintos are required to work over and through obstacles.
 2. The Show Committee and/or course designer must keep in mind that the course must accommodate suitable two (2) or four (4) -wheel vehicles. Pintos in the obstacle driving class must not be asked to jump over any obstacles, but may be asked to drive over flat obstacles. Obstacles should simulate conditions normally encountered on a pleasant afternoon drive.
 3. This is not a timed event, and the speed with which the course is completed should not be used in whole or in part to determine placing.
 4. Suggested obstacles unique to driving:
 - a. Positioning one (1) wheel (rear wheel if four (4) -wheel vehicle) within a 24" minimum circle, pivot the Pinto 360° in either direction, maintaining the position of the wheel within the circle.
 - b. Back the Pinto until an obstacle is bumped. Dislodging a jump could be used to evidence sufficient backing.
 - c. Drive in a straight line, keeping one wheel between a 12" minimum designated strip.
 - d. Drive over a flat obstacle such as water, flat plywood, or firmly anchored tarp.
 - e. Mount or dismount from either side of vehicle.

- f. Carry objects in the vehicle.
- g. Half circle serpentine, trot through cones
 - (1) Horse and utility horse course set nineteen (19) feet between cones.
 - (2) Pony course set seventeen (17) feet between cones.
 - (3) Miniature course set fifteen (15) feet between cones.
- h. Back & Walk-through half-circle serpentine
 - (1) Pony course set seventeen (17) feet between cones.
 - (2) Miniature course set fourteen & one-half (14 1/2) feet between cones.
- i. Deviation serpentine, trot through cones.
 - (1) Horse and utility horse course set twenty-one (21) feet between cones.
 - (2) Pony course set nineteen (19) feet between cones.
 - (3) Miniature course set sixteen and one-half (16 1/2) feet between cones.
- j. Drive through U.
 - (1) Horse and utility horse course set at ten (10) feet at IN and set at twelve (12) feet at OUT for walk through.
 - (2) Pony course set at ten (10) feet at IN and set at ten (10) at OUT for walk through.
 - (3) Miniature course set at ten (10) feet at IN and set at ten (10) feet at OUT for walk through.
 - (4) For trot through, add two (2) feet to each dimension listed above.
- k. Offset gates – Trot through first gate. Then, still at a trot, circle back behind first gate and around and through next gate.

B. Scoring

1. Scoring will be on the basis of 0-infinity, with 70 denoting an average performance. Each obstacle will receive an obstacle score that should be added or subtracted from 70 and is subject to a penalty that should be subtracted.

1 point penalties

- a. Tick or touch an obstacle or cone
- b. Stepping on an obstacle
- c. Break of gait at a walk or trot for two strides or less
- d. Horse or pony not standing quietly when required to do so in working an obstacle (i.e. mailbox)

3 point penalties

- a. Break of gait at a walk or trot for more than two strides
- b. Knocking down an obstacle or cone
- c. Stepping outside the confines of an obstacle with one foot

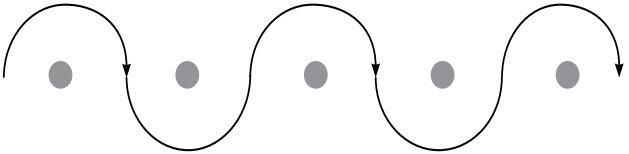
5 point penalties

- a. Dropping an object required to be carried on course (i.e. mail, slicker)
- b. First and second cumulative refusal, balk or attempt to evade an obstacle by shying or backing more than two strides
- c. Stepping outside the confines of an obstacle with two feet or more
- d. Blatant disobedience (kicking, biting, rearing, striking)
- e. A horse with major faults, knock downs, refusals, etc., on the course will not be placed ahead of a horse that worked through the tasks cleanly. A horse should be penalized for touches of any element of the course and for unnecessary delay in approaching the tasks

Disqualifications

- a. Off course
 1. Taking a task in the wrong direction.
 2. Negotiating a task from the wrong side.
 3. Skipping a task unless directed by the judge.
 4. Negotiating tasks in the wrong sequence.
 - b. Third cumulative refusal, balk or attempt to evade by shying or backing more than two strides
2. Credit will be given to those Pintos that negotiate, in a continuous motion, the tasks cleanly, smoothly and alertly with style, in prompt response to the driver's cues. Excessive hesitation at a task shall be penalized.

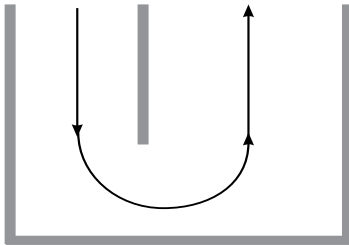
Half Circle Serpentine – Trot Through Cones



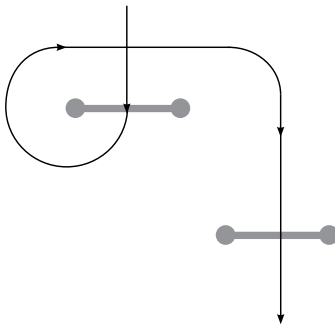
Deviation Serpentine – Trot Through Cones



Drive Through U



Offset Gates



- B. Variation on class – Gambler’s Choice Obstacle Driving. To be conducted as outlined above, with the following additions.
1. Each obstacle is to be assigned a point value by the course designer. The course will include a start/finish line for the purpose of timing.
 2. The obstacles are to be completed at the discretion of the driver, in any direction, in any order, within a time period, such as two minutes, as designated by the Show Committee. Placing for the class will be determined by the total points accumulated within the time period allowed.
 3. Ties will be broken by deducting points for the amount of time taken to return to the finish line after the time period is announced as being over by such method as a whistle.
 4. The amount of times a particular obstacle may be repeated will be determined by the course designer, but no obstacle may be repeated until one (1) or more other obstacles have been completed.

P11. Disciplined Rail Driving

A. General Regulations and Requirements

1. This class is to show the ability of a highly trained Pinto.
2. The Pinto should give the appearance of being a pleasurable driving Pinto.
3. To be shown in a two (2) wheeled vehicle.
4. Boots or bandages are prohibited.
5. To stand quietly and back readily.
6. To enter the ring at a normal trot.
7. To be shown at a flat-footed walk, a normal trot and a strong trot, both ways of the ring

B. Class Procedure

1. Pintos shall perform work on the rail that may include, but not be limited to:
 - a. A flat-footed walk, normal trot.
 - b. A strong trot (not to exceed twice around the ring).
 - c. Starting with a flat-footed walk, through a normal trot to a strong trot.
 - d. Stand quietly.
 - e. Pivot (Pinto to side pass as though there were a wall in front and behind with one (1) wheel rolling). Pivot not to exceed 90 degrees (Judge may ask for both right and left or either.).
 - f. Dismount from the cart and remount where there is adequate room; never going clockwise of the arena.
2. Reins to be held at all times.

C. Judging

1. Judge shall work the Pintos adequately, but must not overwork the entries. This is not a game or a fault-and-out class and shall not be judged on an elimination basis.
2. Final judging shall be on the basis of the best overall disciplined rail performance.
3. To be judged seventy five (75) percent on performance, 25 percent on manners and conformation.

Q. HUNTERS, JUMPERS AND JUMPING IN-HAND

Q1. Pony, Miniature Jumping and Hunters In-Hand Over Fences

A. General Regulations and Requirements

1. Miniatures are required to be a minimum of two (2) years of age to compete.
2. All courses for Hunter and Jumping classes must be posted at least two (2) hours prior to the scheduled time of the class.
3. Judge(s) shall walk course with designer and exhibitors.
4. Exhibitors may not go over jumps with Miniature or Pony.

B. General Course Design

1. Course diagrams must show with arrows the direction each obstacle must be taken.
2. Jumps for Hunters and Jumpers will be made of 1 1/2" schedule 40 PVC piping or other suitable lightweight material with jump cups, not to include pegs, nails, bolts, etc.
 - a. The crossbar shall be made of PVC pipe with a minimum diameter of 2".
 - b. The height of the standard shall not exceed 48 inches.
 - c. All jumps must be a minimum of five (5) feet wide.
 - d. Either a ground pole or ground line (i.e. brush box, wall, chicken coup) are required.
3. There will be a minimum of sixteen (16) feet between jumps for miniatures and twenty (20) feet for ponies, with the exception of an in and out.
4. In-and-outs should be set approximately eight (8) feet apart for miniatures and ten (10) feet for ponies.
5. No jumps, including jump-offs to exceed thirty-four (34) inches.
6. Any decorations or jump wings must not protrude more than twenty-four (24) inches from the uprights.
7. A start and finish line must be established at least fifteen (15) feet from the first and last obstacle, indicated by two (2) markers at least four (4) feet apart.
8. There will be a minimum of four (4) obstacles, with Pintos to jump a minimum of six (6) jumps and a maximum of eight (8) jumps.

C. Course Performance

1. Pintos (exhibitors optional) must cross the line in the proper direction to start and complete the course.
2. Pintos must stay within the course boundaries as outlined by the start and finish cone.
3. Circling once upon entering the ring and once upon leaving the ring is permissible, but not after crossing starting line.
4. Baiting of an entry to encourage it to perform at any of the jumps is not allowed. Baiting in class is a disqualification.
5. Refusal of one (1) element of an in-and-out requires the retaking of both elements for both Jumpers and Hunters.

D. Jumpers Class

1. Jumper Course Design
 - a. Minimum height for jumps must be eighteen (18) inches and maximum height twenty-eight (28) inches for first jumping round.
 - b. Courses should be attractive, varied, and appropriate to their setting.
 - c. Jumps could include brush, triple bar, water, and similar jumps.
 - d. Brush jump must have a visible bar on top or beyond.
 - e. An in-and-out is to be considered and scored as two (2) jumps.
2. Ties
 - a. Jump-offs are to occur for any/all ties through 6th place.
 - b. The jump-offs are to be over the original course.
 - c. Jump heights will be increased not less than three (3) inches and no more than six (6) inches in height for each jump-off round.
 - d. The Pinto with the fewest faults will be declared the winner.

- e. Number of jumps to be raised is at the discretion of the judge.
 - f. When jump height reaches thirty-four (34) inches, exhibitors will be timed on the course, and those times will be used to determine the placings if there are ties in the number of faults.
3. Scoring
- a. In scoring Jumpers, an in-and-out is to be considered as two (2) jumps. Jumpers are scored on a mathematical basis and penalty faults, include knockdowns and refusals as follows:
 - (1) Knockdowns— four (4) faults. An obstacle is considered knocked down when, in jumping an obstacle, a Pinto or exhibitor, by contact, lowers the established height of the fence in any way.
 - (2) Refusals – three (3) faults. Stopping at an obstacle without knocking it down and without backing, followed by jumping from a standstill is not penalized. However, if the halt continues or if the Pinto backs even a single step, side steps, or circles to retake the fence, a refusal is incurred.
 - b. Elimination
 - (1) Three (3) refusals
 - (2) Off course
 - (3) Fall of Pinto and/or exhibitor.
 - (4) Failure to pass through the start and/or finish cones, and/or knocking over start or finish cones
 - (5) Loss of control of Pinto; dropping lead, Pinto running away, Pinto exiting on its own
 - (6) Unsound Pinto
 - (7) Jumping obstacle prior to having it reset in the event of a knockdown
4. Attire
- Exhibitors are encouraged to wear apparel suitable for the event, including: long pants, long sleeve shirt and closed toed shoes or boot. Exhibitors shall not be penalized for presenting in either English or Western attire. Protective headgear is encouraged, but optional.
5. Tack
- a. Whips are not permitted in the class.
 - b. Front leg wraps and boots are optional.
 - c. A plain leather halter is to be used.
- E. Hunter Class
1. Hunter Course Design
- a. Hunters are to be judged on style, manners, and way of going with preference given to those Pintos who cover the course at an even pace, with free flowing strides, as in a brisk trot or canter, but must maintain same gait throughout course.
 - b. Sample courses to be provided to show management.
 - c. Jumps must be a minimum height of eighteen (18) inches and maximum of twenty-four (24) inches.
 - d. There will be a minimum of four (4) obstacles, and Pintos are to make a minimum of six (6) jumps and a maximum of eight (8) jumps.
 - e. Jumps must simulate those found in the hunting field, such as brush, stone wall, gate, white fence, chicken coop, oxer, and in-and-out.
 - f. In-and-out must never be placed at the beginning of the course.
 - g. Courses should be tried out so as not to make turns too sharp for an exhibitor or Pinto.

- h. In-and-out is considered one (1) obstacle and scored as such.
- 2. Course Performance
 - a. Hunters must demonstrate at least one (1), but no more than four (4), changes of direction.
 - b. Pintos that charge fences, or fail to maintain the same gait throughout the course, shall be penalized.
 - c. Upon completion of the entire class over jumps, finalists will be trotted past the judge(s) for soundness check but not be required to re-jump the course.
 - d. Refusal of one element of an in-and-out requires the retaking of both elements.
- 3. Scoring
 - a. Major faults to be considered are: knockdowns, touches, refusals, bucking or kicking, spooking or shying, showing obstacle to Pinto, or wringing tail.
 - b. Elimination
 - (1) Three (3) Refusals
 - (2) Off course
 - (3) Fall of Pinto or exhibitor
 - (4) Jumping of obstacle by exhibitor
 - (5) Carrying of whip
 - (6) An unsound Pinto
 - (7) Jumping of obstacle before being reset.
- 4. Attire

Exhibitors are encouraged to wear apparel suitable for the event, including: long pants, long sleeve shirt and closed toed shoes or boot. Exhibitors shall not be penalized for presenting in either English or Western attire. Protective headgear is encouraged, but optional.
- 5. Tack
 - a. Whips are not permitted in the class.
 - b. Front leg wraps and boots are optional.
 - c. A plain leather halter is to be used.

Q2. Jumping, Horse/Utility Horse

- A. Open jumping is offered only as an all-age class.
- B. Arena Arrangement:
 - 1. There will be a minimum of four (4) obstacles; Pintos are required to jump a minimum of eight (8) jumps.
 - 2. A spread fence consisting of two (2) or more elements is mandatory.
 - 3. It is recommended the first obstacle be no more than minimum height.
 - 4. Optional obstacles may include:
 - a. Post and Rail (at least two (2))
 - b. Chicken Coop
 - c. Stone Wall
 - d. Triple Bar
 - e. Brush Jump
 - 5. Both a starting line at least twelve (12) feet in front of the first obstacle, and a finish line at least twenty-four (24) feet beyond the last obstacle must be indicated by markers (at least twelve (12) feet apart) at each end of the lines. Pinto must start and finish by passing between markers.
 - 6. Obstacles, except within combinations, should be located a minimum distance of forty-eight (48) feet apart, size of arena permitting.
 - 7. Height of obstacles must be a minimum of three feet, six inches (3'6") and a maximum of four feet (4) in first go-round, except in youth and amateur, which is a minimum of three feet, three inches (3'3") and a maximum of three feet, six inches (3'6").
- C. Jump-offs will be held over the original course altered as outlined.

1. In a jump-off, the sequence of obstacles may be in any order as long as the original direction is maintained.
 2. Only in the case of clean round ties, the height and spread of at least fifty (50) percent of the obstacles shall be increased not less than three inches (3") and not more than six inches (6") in height, and to a maximum spread of six feet (6').
 3. In case of ties involving faults, rails shall not be raised.
 4. Courses may be shortened after the first round. However, the course may not be shortened to less than fifty (50) percent of the original obstacles and must include at least one (1) vertical and one (1) spread jump.
 5. When a jump-off is required, the winner will be decided on time only if faults are equal. If two (2) or more horses are disqualified in the timed jump-off and are tied for a point, they are not to be re-jumped, but should flip a coin to break the tie.
- D. Time shall begin from the instant the horse's chest reaches the starting line until it reaches the finish line. Time shall be stopped while a knocked down jump is being replaced, this is from the moment the rider gets his mount in a position to retake the jump until the proper authority signals that the jump has been replaced. It shall be the rider's responsibility to be ready to continue the course when the signal is given.
- E. Scoring – Jumpers are scored on a mathematical basis, and penalty faults which include knockdowns, disobediences and falls are deducted.
1. Knockdown – An obstacle is considered knocked down and four (4) faults assessed, when a horse or rider, by contact:
 - a. Lowers any part thereof which establishes the height of the obstacle or the height of any element of a spread obstacle even when the falling part is arrested in its fall by any portion of the obstacle; or
 - b. Moves any part thereof which establishes the height of the obstacle so it rests on a different support from the one on which it was originally placed;
 - c. Knocks down an obstacle, standard wing, automatic timing equipment or other designated markers on start and finish lines.
 - d. If an obstacle falls after the horse leaves the ring, it shall not be considered a knockdown.
 2. Disobediences
 - a. Refusal – When a horse stops in front of an obstacle (whether or not the obstacle is knocked down or altered) it is a refusal unless the horse then immediately jumps the obstacle without backing one (1) step. If horse takes one step backwards, it is a refusal.
 - (1) After a refusal, if the Pinto is moved toward the obstacle but does not attempt to jump, it is considered another refusal.
 - (2) In the case of a refusal on an in-and-out jump, the horse must return to the start of the in-and-out sequence and re-jump previous elements as well as following elements.
 - b. Run-out – A run-out occurs when the horse evades or passes the obstacle to be jumped; jumps an obstacle outside its limiting markers; or when the horse or rider knocks down a flag, standard, wing or other element limiting the obstacle (without obstacle being jumped).
 - c. Loss of forward movement – Failure to maintain trot, canter or gallop after crossing starting line, except when it is a refusal, a run-out or when due to

- uncontrollable circumstances, such as when an obstacle is being reset.
- d. Unnecessary circling on course – Any form of circle or circles, whereby the horse crosses its original track between two (2) consecutive obstacles anywhere on course, except to retake obstacle after refusal or run-out.
 - e. First disobedience anywhere on course – Four (4) faults.
 - f. Second cumulative disobedience anywhere on course – Four (4) faults.
3. Elimination
 - a. Third cumulative disobedience anywhere on course.
 - b. Jumping an obstacle before it is reset, or without waiting for signal to proceed.
 - c. Starting before judges signal to proceed.
 - d. Failure to enter ring within one (1) minute of being called.
 - e. Failure to cross the starting line within forty-five (45) seconds after an audible signal to proceed.
 - f. Jumping an obstacle before crossing start line unless said obstacle is designated as a practice obstacle, or after crossing the finish line, whether forming part of the course or not.
 - g. Off course.
 - h. Rider and/or horse leaving arena before finishing the course (penalized at any time the horse is in the ring).
 4. In cases of broken equipment, the rider may either continue without penalty or stop and correct difficulty, which will result in a four (4) point penalty. In case of loss of shoe, rider may continue without penalty or be eliminated.
 5. Time allowed may be used under the direction of show management, judge(s), and professional course designer. The time allowed to complete the course should be calculated from an actual measurement of the course's length (a minimum speed of 360 yards per minute). The length of the course must be announced or posted prior to the start of the class. The judge should assure that the course has in fact been properly measured and the time allowed calculated according to the speed. After the first competitor has completed their round, the time allowed and the competitor's time should be announced. The use of a time allowed is optional in the first round.
 - a. The judge(s) may change the time allowed if he/she feels it is inaccurate, but only after consultation with the course designer. The time allowed may only be adjusted after the first competitor completes the round without a disobedience and not later than following the third competitor to complete the course without a disobedience.
 - b. The time limit to complete the course is double the time allowed.
 - c. A one (1) second-time fault is charged for each second or fraction thereof by which the time allowed is exceeded. Time faults awarded in a final jump-off are penalized one fault for each commenced second over time allowed. Knockdown(s) occurring from a refusal will incur a four (4) second penalty. Any competitor whose time including penalty seconds exceeds the time limit is eliminated.

Q3. Hunter Over Fences, Horse/Utility Horse

A. General Regulations and Requirements

1. All courses must be posted at least one (1) hour before scheduled time of class in a place readily available to exhibitors.
 - a. The plan or diagram of the course must show the obstacles, which must be taken in the order indicated by numbers.
 - b. Exhibitor is not bound to follow a compulsory track.
 - c. An arrow is used to indicate on the plan the direction in which each obstacle is to be taken.

2. Circling is permitted once upon entering the ring.
3. After jumping the last fence, while still mounted and prior to leaving the arena, the Pinto must be trotted a sufficient amount in an arc with a loose rein to be checked for soundness. Failure to do so will result in a disqualification.
4. Pintos shall not be requested to show at a walk, trot and/or canter or to re-jump the course or any part thereof.
5. The Show Committee should take into consideration the quality and experience of Horses available in determining the height of fences for each class (i.e., beginning Horses use lower fences than more experienced Horses, who usually will not jump well if the jumps are too low).

B. Course Design

1. A Hunter course shall be a course which management deems a fair test of a Hunter.
 - a. Fences shall simulate obstacles found in the hunting field such as natural post, rail, brush, gate and chicken coop.
 - b. Jumps such as triple bar, hog's back or targets are prohibited.
 - c. Entries to trot over one(1) fence toward the end of course.
 - d. A ground line is recommended for all fences.
3. Courses shall consist of at least six (6) fences
 - a. A fence may be jumped more than once if so designed.
 - b. A course should have no more than ten (10) fences.
 - c. A course should have at least two (2) change of direction in all classes.
 - d. In all 3'3" classes, a combination (in-and-out) should be included.
4. Distances between fences shall be set as twelve (12) foot multiples (i.e., an in-and-out with one (1) stride between fences would be twenty-four (24) feet; a two (2) stride, thirty-six (36) feet).
5. The top element of all fences must be securely placed so that a slight rub will not cause a knockdown.
 - a. Fifty (50) percent or more of the fences must be the required height.
 - b. None shall be more than two (2) inches over or under.
 - c. Brush jumps may be lower.
6. The minimum height for any class shall be two feet, six inches (2'6").
7. The maximum height for any class shall be four feet (4'0").
8. A spread jump is an obstacle or combination of elements taken in one (1) jump and negotiated in the proper direction.
9. An in-and-out must never be used as a first fence.

C. Judging

1. Performance – An even hunting pace, manners, jumping style, together with faults and way of moving over the course, as well as when being jogged for soundness, will be considered in judging performance.
2. Conformation – Quality, substance and soundness will be considered in judging conformation.
3. Form – Judge shall penalize unsafe jumping and bad form over fences, whether touched or untouched.
4. Working Hunter Over Fences; To be judged on performance, soundness and suitability.

D. Scoring

1. To be judged on manners, way of going and style of jumping. Horses shall be credited with maintaining an even hunting pace that covers the course with free-flowing strides. Preference will be given to horses with correct jumping style that meet fences squarely, jumping at the center of fence. Judges shall penalize unsafe jumping and bad form over fence, whether touched or untouched,

including twisting. Incorrect leads around the ends of the course or cross-cantering shall be penalized, as well as excessive use of crop. In and outs (one or two strides) shall be taken in the correct number of strides or be penalized. Any error which endangers the horse and/or its rider, particularly refusals or knockdowns, shall be heavily penalized.

2. Scoring shall be on a basis of 0-100, with an approximate breakdown as follows:
 - a. 90-100: an excellent performer and good mover that jumps the entire course with cadence, balance and style.
 - b. 80-89: a good performer that jumps all fences reasonably well; an excellent performer that commits one or two minor faults.
 - c. 70-79: the average, fair mover that makes no serious faults, but lacks the style, cadence and good balance of the scoper horses; the good performer that makes a few minor faults.
 - d. 60-69: poor movers that make minor mistakes; fair or average movers that have one or two poor fences but no major faults or disobediences.
 - e. 50-59: a horse that commits one major fault, such as a hind knockdown, refusal, trot, cross canter or drops a leg.
 - f. 30-49: a horse that commits two or more major faults, including front knockdowns and refusals, or jumps in a manner that otherwise endangers the horse and/or rider.
 - g. 10-29: a horse that avoids elimination but jumps in such an unsafe and dangerous manner as to preclude a higher score.
3. Elimination:
 - a. A total of three disobediences that can include any of the following: refusal, stop, run out or extra circle.
 - b. Jumping an obstacle before it is reset.
 - c. Bolting from the arena.
 - d. Off course.
 - e. Deliberately addressing an obstacle.
 - f. Failure to trot the horse in a small circle on a loose rein for soundness, after jumping the last fence, while still mounted and prior to leaving the arena.

Q4. Hunter Hack

- A. General Regulations and Requirements
 1. Emphasis shall be placed on actual suitability to purpose.
 2. Light contact with Pinto's mouth is required.
 3. Entries should be obedient, alert, responsive and move freely.
 4. Entries should not be eliminated for slight errors.
 5. Judge may call for a canter from a trot.
 6. It is the judge's option to require an exhibitor to extend any gait or to stand quietly.
- B. Course Design
 1. Fences shall be brush or simply post and rails.
 2. A ground line must be used before each fence.
 3. If a brush is used, it must be the first fence jumped.
 4. Jumps do not have to be set on a line. However, if jumps are set on a line, they must be set thirty-six (36) feet, forty-eight (48) feet, or sixty (60) feet apart or in increments of twelve (12) feet, but no less than thirty-six (36) feet.
 5. The height of the fences shall not be lower than two feet and three inches (2'3") nor higher than two feet and nine inches (2'9").
- C. Gaits
 1. To be shown at a walk, trot and canter both ways of the ring.
 - a. Walk: True and flat-footed for pleasure classes.

- b. Trot: Brisk, smart, cadenced and balanced without loss of form. An extended trot may be called for at the judge's option.
 - c. Canter: Smooth, collected and straight on both leads.
- D. Class Procedure
1. All Pintos competing shall first be lined up at one (1) side of the arena for instructions from the judge for individual work.
 2. The individual work shall consist of no less than the following:
 - a. Separate from the lineup, canter and proceed to jump two (2) fences.
 - b. Hand gallop.
 - c. Stop at a point at least half-way down the long side of the arena - settle.
 - d. Back and stand quietly.
 - e. Return to line up.
 3. Scoring
 - a. Placing for the class shall be determined by allowing a minimum of 70 percent for individual fence work and a maximum of 30 percent for work on the flat.
 - b. Faults over fences will be scored as in Working Hunter classes.
 - c. Only Pintos being considered for an award may be called back for the rail work.
- E. Tack and Attire (See Hunter Seat Rule N1).

Q5. Jumping, Pony

- A. See Jumper rules for judging fences and courses (except for heights and distances) and scoring procedures.
- B. Distances between in-and-outs shall be the same as for Pony Hunter Over Fences.
- C. Height and Spread – The minimum height for any class in the first round shall be 2'3". Classes shall be two feet and three inches (2'3") to two feet and six inches (2'6") in the first round and not to exceed two feet and nine inches (2'9") in subsequent rounds, with spreads two feet and three inches (2'3") to two feet and nine inches (2'9") (not to exceed three feet and three inches (3'3")); two feet and six inches (2'6") to two feet and nine inches (2'9") in first round (not to exceed three feet (3'0")) with spreads two feet and six inches (2'6") to three feet (3'0") (not to exceed three feet and six inches (3'6")); two feet and nine inches (2'9") to three feet (3'0") in first round (not to exceed three feet and three inches (3'3")) with spreads three feet (3'0") to three feet and six inches (3'6") (not to exceed four feet (4'0")). The Show Committee should take into consideration the size, quality and experience of Ponies available in determining the height of fences for each class. The premium list must include height and spread of fences.
- D. Jump-Off – At least fifty (50) percent of the jumps may be raised at least three inches (3") and not more than six inches (6") in breaking ties when no faults are involved, and may exceed the maximum allowable height by three inches (3"). When at least fifty (50) percent of the jumps have been raised to the maximum height and a tie for first place has not been broken after the Ponies have jumped the course at this height, the contenders shall be declared tied.

Q6. Hunter Over Fences, Pony

- A. See Hunter Over Fences for judging fences and courses (except for heights and distances).
- B. Distances – The suggested distance for in-and-out is twenty-two feet (22') to twenty-four feet (24'). If a class is offered as small Pony Hunter and large Pony Hunter class, the distance for small Ponies (not exceeding twelve-point-two (12.2) hands) should be twenty feet (20') with twenty-two

feet (22') to twenty-four (24') for large Ponies (over twelve-point-two (12.2), but not exceeding fourteen (14.0) hands). The first fence in a Pony Hunter course must be a vertical fence (i.e., brush or rail). Oxers and coops are prohibited as a first fence.

- C. Height and Spread – The minimum height for any class shall be two feet and three inches (2'3"). The maximum height for any class shall be three feet (3'0"). Spreads will not exceed the height of the fences (i.e., In a three feet (3'0") class, spreads will not exceed three feet (3'0")).
- D. If class is divided into small and large Pony sections, the heights for small Ponies (not exceeding twelve-point-two (12.2) hands) shall not be more than two feet and six inches (2'6"), while large Ponies shall jump a minimum of two feet and six inches (2'6").
- E. The Show Committee should take into consideration the size, quality and experience of Ponies available in determining the height of fences for each class.

R. RANCH CLASSES

R1. General Regulations

- A. Horses, of all ages, may be shown in a snaffle, bosal, or curb bit. When a bit is used, the mouthpiece must be at least 5/16" and not more than 3/4" in diameter measured one inch from cheek and must be smooth. Nothing may protrude below the mouthpiece such as extensions or prongs. A standard western curb bit must not be longer than 8 1/2 inches measured on the outside length from the top bridle attachment to the rein attachment. The port must not be higher than 3 1/2 inches with rollers and covers acceptable. Broken mouthpieces, half breeds and spades are standard. Split reins shall be used with all bits except that a romal is acceptable with a curb bit. Closed reins are not allowed except as standard romal reins or standard mecate reins which include a tie rope with snaffle bit or bosal. Curb straps are required for curb bits and the curb chains or straps must be at least 1/2 inch in width and must lie flat against the horse's chin.
- B. Romal reins are allowed in all Ranch Horse classes. When riding with a romal, a get down rope may be used. A get down rope is defined as a small rope tied around the neck of the horse with a bowline or other non-slip knot and run back to the rider or tied to the saddle. The get down will be used to lead, ground tie, or tie the horse.
- C. The use of two-rein equipment is allowed in all Ranch Classes. All rules for two-rein will follow hackamore and bridle requirements.
- D. No wire curbs are permitted, regardless of the amount of padding or tape. Absolutely no iron will be permitted under the jaws. Prohibited equipment includes tie downs, cavessons, gag bits, mechanical hackamores and running martingales.
- E. Competitors may use a breast collar and/or rear cinch.
- F. Equipment with silver should not count over a good working outfit. Silver on bridles and saddles is discouraged.
- G. No hoof polish.
- H. No braided or banded manes or tail extensions.
- I. Trimming inside ears is discouraged.
- J. Trimming bridle path is allowed, also trimming of fetlocks or excessive (long) facial hair.
- K. Attire: Traditional western attire that reflects the true ranch lifestyle is required. Appropriate western attire includes a long sleeve shirt with collar and cuff that has buttons, or snaps that must be fastened at the wrist, a western hat and boots with heels. Adding chinks, wild rags or western scarves

are optional. Any shirts that have any crystals, glitter and/ or sequins will result in a disqualification. This rule excludes belts, jeans (retro) embroidery, pearl snaps and western hats. The addition of any protective outerwear such as jackets or vest is acceptable as dictated by weather conditions. Safety helmets (hard hats) are allowed in all classes.

L. Classes

1. Ranch Rail Pleasure - no horse may cross enter into any other western pleasure, english pleasure or hunter under saddle class at the same show.
2. Ranch Trail - no horse may cross enter into any other trail class at the same show.
3. Ranch Showmanship - no horse may cross enter into any other showmanship class at the same show.
4. Ranch Horsemanship - no horse may cross enter into any other horsemanship class at the same show.
5. Ranch Cow Work (Boxing) - no horse may cross enter into any other working cow horse class at the same show.
6. Ranch Reining - no horse may cross enter into any other reining class at the same show.
7. Ranch Riding - no horse may cross enter into any other horsemanship, western pleasure, english pleasure or hunter under saddle class at the same show.
8. Ranch Ideal - no horse may cross enter into any other English or Western Ideal class at the same show.
9. Ranch Conformation - no horse may cross enter into any other halter class at the same show.

M. Posting or standing at the extended trot is acceptable.

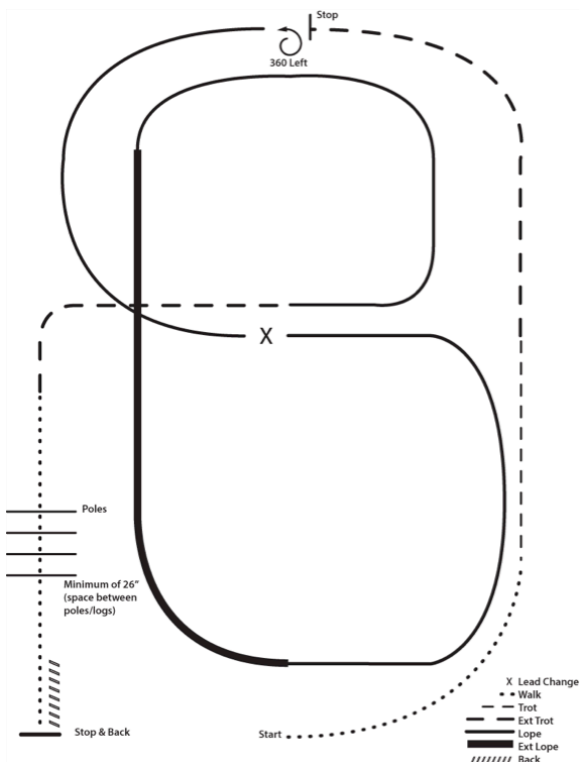
N. Touching or holding the saddle horn with either hand is acceptable.

R2. Ranch Riding

- A. The purpose of Ranch Riding should reflect the versatility, attitude and movement of a working horse. The performance of the Pinto should simulate an equine riding outside the confines of an arena and that of a working ranch horse. This class should show the ability of the Pinto to work at a forward, working speed while under control by the rider. Light contact should be rewarded and the Pinto shall not be shown on a full drape of reins. The overall manners and responsiveness of the Pinto while performing the maneuver requirements, and the Pinto's quality of movement are the primary considerations.
- B. Offered as an all age class for open, amateur and youth, and for Pintos three years of age or older.
- C. Class requirements:
1. Each horse will work individually; performing both required and optional maneuvers, and scored on the basis of 0 to 100, with 70 denoting an average performance. Each maneuver will receive a score that should be added or subtracted from 70 and is subject to a penalty that should be subtracted. Each maneuver will be scored on the following basis, ranging from plus 1 1/2 to minus 1 1/2: -1 1/2 extremely poor, -1 very poor, -1/2 poor, 0 correct, +1/2 good, + 1 very good, + 1 1/2 excellent. Maneuver scores are to be determined and assessed independently of penalty points.
 2. The required maneuvers will include the walk, trot, and lope both directions: and the extended trot and extended lope at least one (1) direction; as well as stops, back and reverse.
 - a. Walk – The walk is a natural, flat footed, four-beat gait. The gait is rhythmic and ground covering. As in all gaits, the horse should display a level, or slightly above level topline with a bright, attentive expression.

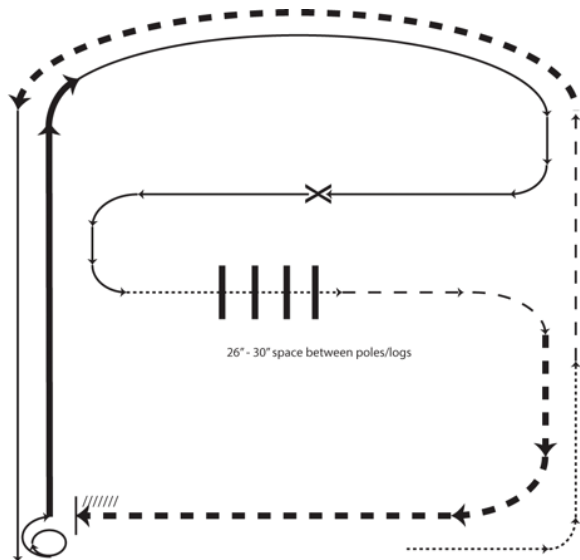
- b. Trot – The trot is a natural two-beat gait demonstrating more forward motion than the western jog.
 - c. Extended Trot – The extended trot is an obvious lengthening of the stride with a definite increase in pace. The horse should be moving in a manner as if it were covering a large area on a ranch with an above level topline.
 - d. Lope – The lope is a three-beat gait. The lope should be relaxed and smooth with a natural, forward moving stride.
 - e. Extended Lope – The extended lope is not a run or a race but should be an obvious lengthening of the stride, demonstrating a forward, working speed. The horse should display an above level topline with a bright, attentive expression.
 - f. Stop - From both the lope and the trot, the equine should be in the correct stopping position (both hocks engaged and stopping on the hindquarters.) All four feet stop moving before the next maneuver is attempted.
 - g. Reverse - The equine turns briskly and flat with front feet on the ground and holding an inside rear pivot spot. The reverse may be performed in either direction.
 - h. Back - Back on command, quietly, willingly and easily in a straight line without resistance.
3. Three (3) optional maneuvers may include a side pass, turns of 360° or more, change of lead (simple or flying), walk, trot, or lope over a pole(s); or some reasonable combination of maneuvers that would be reasonable for a ranch horse to perform.
 4. The maneuvers may be arranged in various combinations with final approval by the judge.
 5. No time limit.
 6. One of the suggested patterns may be used, however a judge may utilize a different pattern as long as all required maneuvers and the three (3) (or more) optional maneuvers are included.
 7. The use of natural logs is encouraged.
- E. Ranch Riding Penalties. A contestant shall be penalized each time the following occur:
1. One (1) point penalty
 - a. Too slow/per gait
 - b. Over-Bridled
 - c. Out of Frame
 - d. Break of gait at walk or trot for 2 strides or less
 - e. Split log at lope
 2. Three (3) point penalties
 - a. Break of gait at walk or jog for more than two (2) strides
 - b. Break of gait at lope
 - c. Wrong lead or out of lead
 - d. Draped reins
 - e. Out of lead or cross-cantering more than two strides when changing leads.
 - f. Trotting more than three strides when making a simple lead change.
 - g. Severe disturbance of an obstacle.
 3. Five (5) point penalties
 - a. Blatant disobedience (kick, bite, buck, rear, etc.)
 - b. Each refusal
 4. Placed below horses performing all maneuvers
 - a. Eliminates maneuver
 - b. Incomplete maneuver
 5. Zero (0) score

- a. Illegal equipment including hoof black, braided or banded manes, or tail extensions
 - b. Willful abuse
 - c. Major disobedience or schooling
 - d. Using two hands on the reins
6. No specific penalties will be incurred for nicks/hits on logs, but deduction may be made in maneuver score.
 7. No specific penalties will be incurred for over/under spins, but deduction may be made in maneuver score.



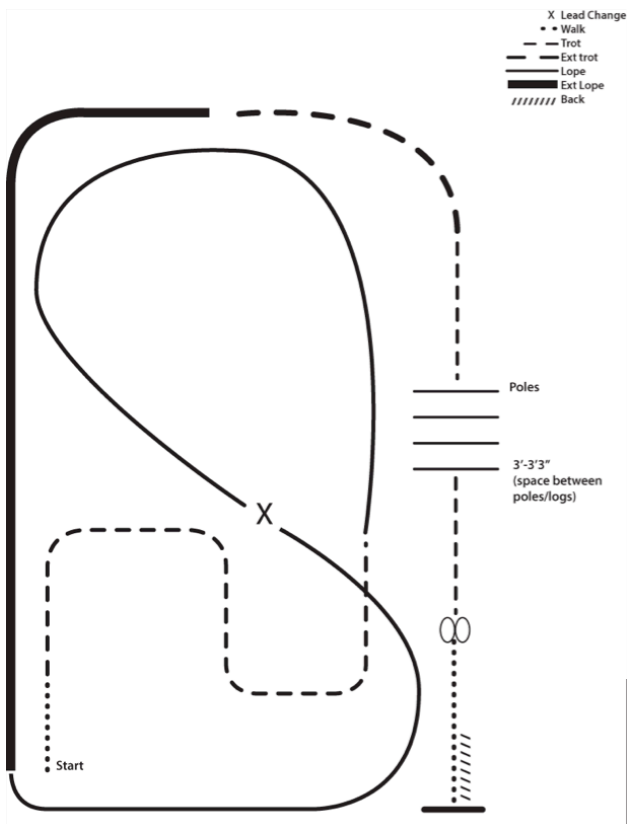
RANCH RIDING -- PATTERN #1

1. Walk
2. Trot
3. Extend the trot, at the top of the arena, stop
4. 360° turn to the left
5. Left lead one-half (1/2) circle, lope to the center
6. Change leads (simple or flying)
7. Right lead one half (1/2) circle
8. Extended lope up the long side of the arena (right lead)
9. Collect back to a lope around the top of arena and back to center
10. Break down to an extended trot
11. Walk over poles
12. Stop and back



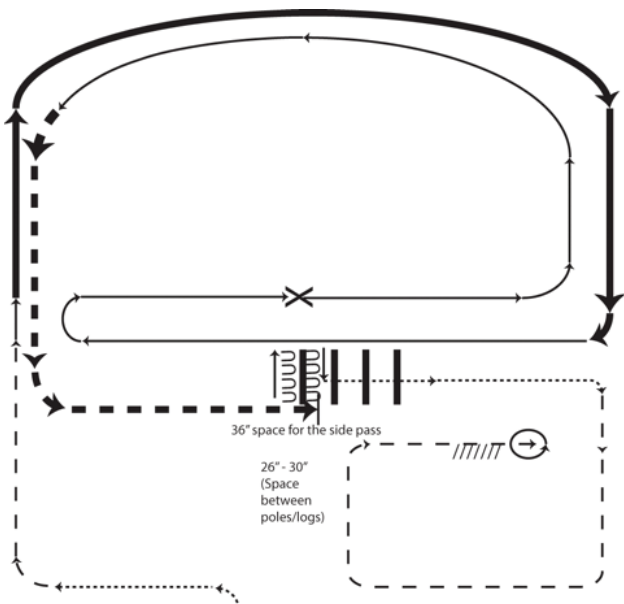
RANCH RIDING -- PATTERN #2

1. Walk
2. Trot
3. Extended trot
4. Left lead lope
5. Stop, one and one-half (1 1/2) turn right
6. Extended lope
7. Collect to working lope-right lead
8. Change leads (simple or flying)
9. Walk
10. Walk over logs
11. Trot
12. Extended trot
13. Stop and back



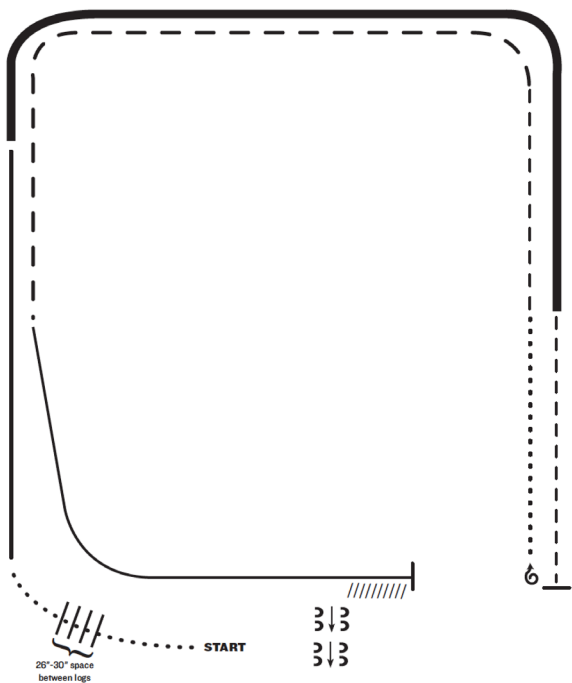
RANCH RIDING -- PATTERN #3

1. Walk
2. Trot serpentine
3. Lope left lead around the end of the arena and then diagonally across the arena
4. Change leads (simple or flying) and
5. Lope on the right lead around end of the arena
6. Extend lope on the straight away and around corner to the center of the arena
7. Extend trot around corner of the arena
8. Collect to a trot
9. Jog over poles
10. Stop, do 360° turn each direction (either direction 1st) (L-R or R-L)
11. Walk, stop and back



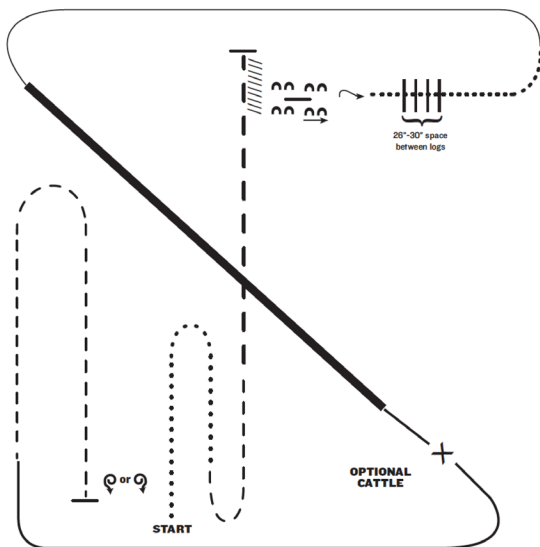
RANCH RIDING -- PATTERN #4

1. Walk
2. Trot
3. Extended lope-right lead
4. Lope-right lead
5. Change leads(simple or flying)
6. Lope left lead
7. Extended trot
8. Stop, side pass left, side pass right, 1/2 way
9. Walk over logs
10. Walk
11. Jog square
12. Stop, 360° turn left, back



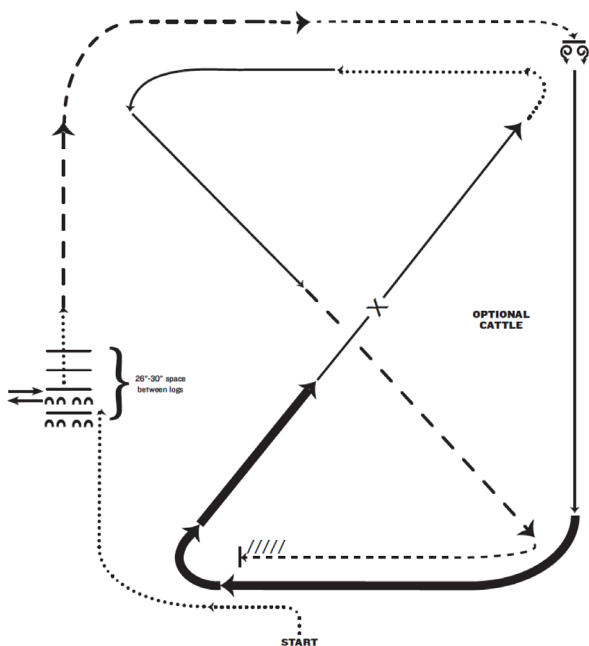
RANCH RIDING -- PATTERN #6

1. Walk
2. Walk over logs
3. Lope right lead
4. Extended lope (right lead)
5. Trot
6. Stop, 1 1/2 turns right
7. Walk
8. Trot
9. Extended trot
10. Lope left lead
11. Stop and Back
12. Side pass right



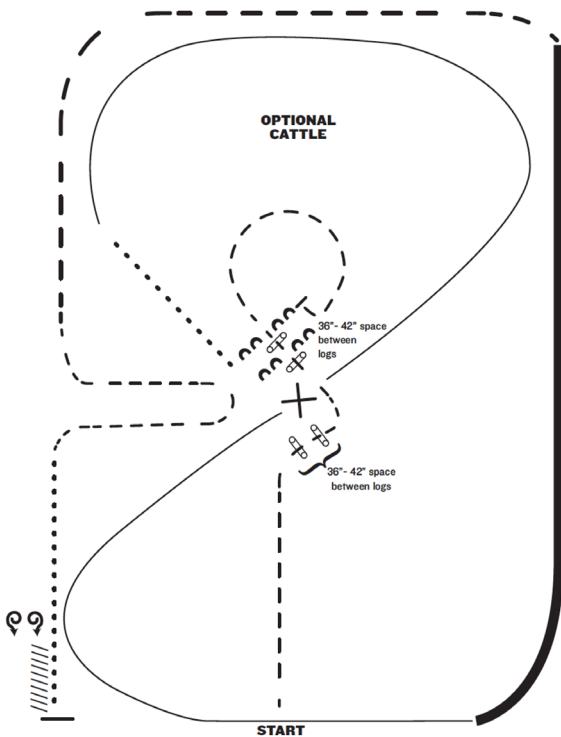
RANCH RIDING -- PATTERN #7

1. Walk
2. Trot
3. Extended trot
4. Stop and back
5. Side pass over log right
6. $\frac{1}{4}$ turn right, walk over logs
7. Walk
8. Lope left lead
9. Extended lope (left lead)
10. Collect lope, change leads (simple or flying)
11. Lope right lead
12. Trot
13. Stop, one 360 degree turn either direction



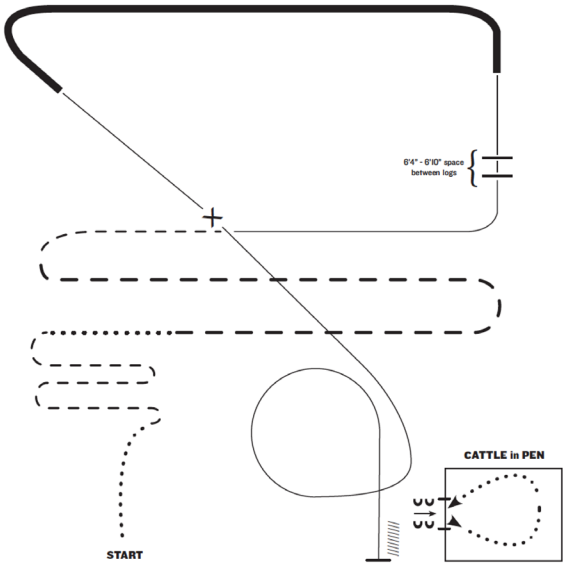
RANCH RIDING -- PATTERN #8

1. Walk
2. Side pass left across first log, side pass $\frac{1}{2}$ way to right
3. Walk across logs
4. Extended trot
5. Trot
6. Stop, 360 degree turn each direction (either direction 1st) (L-R or R-L)
7. Lope right lead
8. Extended lope (right lead)
9. Collect lope, change leads (simple or flying)
10. Walk
11. Lope left lead
12. Extended trot
13. Trot
14. Stop and back



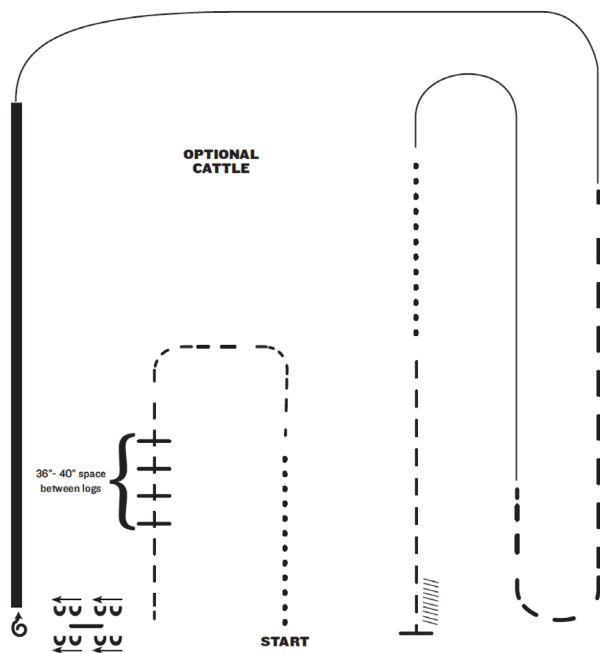
RANCH RIDING -- PATTERN #9

1. Trot
2. Trot two sets of logs
3. Trot circle, stop and side pass log left
4. Walk
5. Lope right lead
6. Change leads (simple or flying)
7. Lope left lead
8. Extended lope (left lead)
9. Extended trot
10. Trot
11. Walk
12. Stop and back
13. 360 degree turn each direction (either direction 1st) (L-R or R-L)



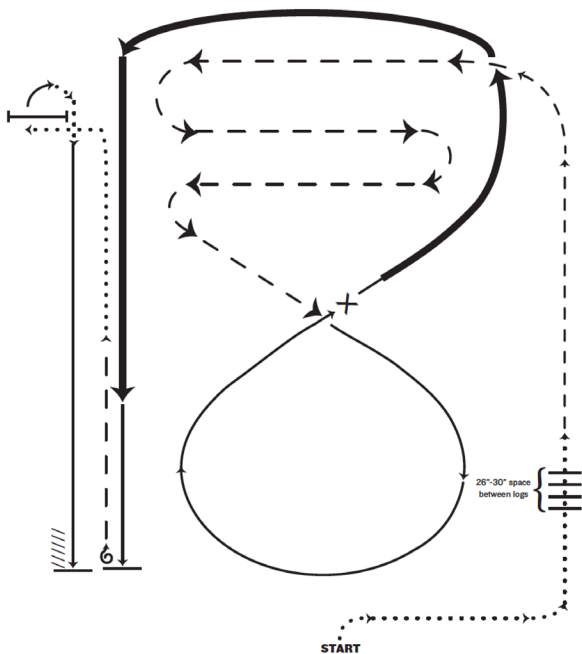
RANCH RIDING -- PATTERN #11

1. Walk
2. Trot serpentine
3. Walk
4. Extended trot
5. Trot
6. Lope left lead
7. Lope over logs
8. Extended lope (left lead)
9. Collect lope, change leads (simple or flying)
10. Lope right lead
11. Lope circle
12. Stop and back
13. Side pass to gate, left hand push into pen
14. Walk through cattle, right hand push out



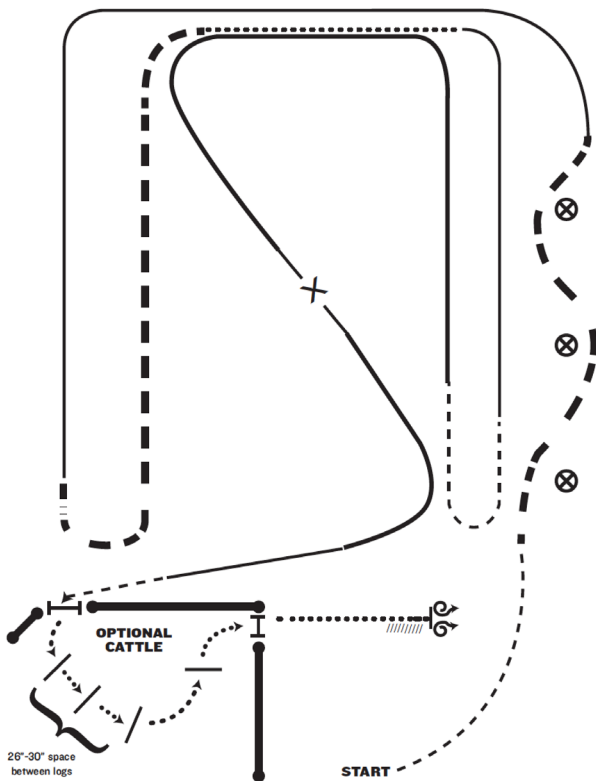
RANCH RIDING -- PATTERN #12

1. Walk
2. Trot
3. Trot logs
4. Side pass right
5. 1 ½ turns right
6. Extended lope (right lead)
7. Lope right lead
8. Extended trot
9. Lope left lead
10. Walk
11. Trot
12. Stop and back



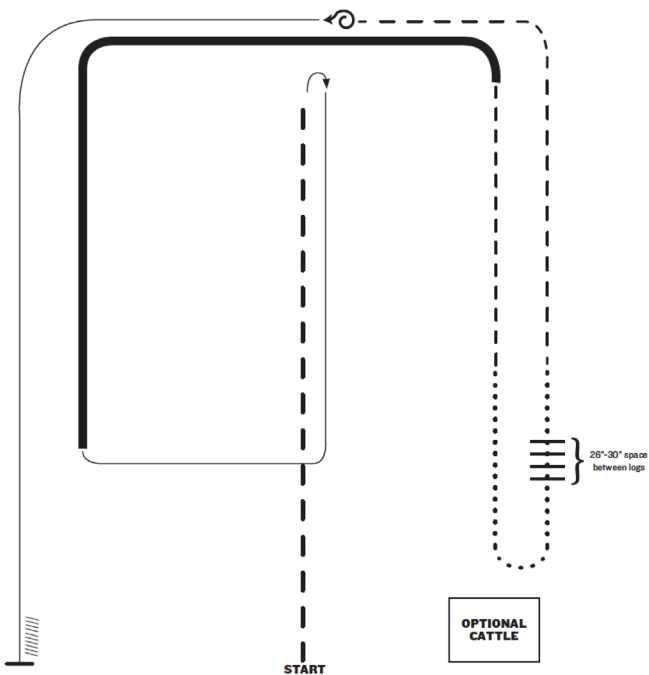
RANCH RIDING -- PATTERN #13

1. Walk
2. Walk over logs
3. Trot
4. Extended trot serpentine
5. Lope right lead
6. Change leads (simple or flying)
7. Extended lope (left lead), collect lope
8. Stop, 1 1/2 turn, either direction
9. Trot
10. Walk to gate
11. Right hand push gate
12. Walk, lope left lead
13. Stop and back



RANCH RIDING -- PATTERN #14

1. Trot
2. Extended trot
3. Lope left lead
4. Extended trot
5. Walk
6. Lope right lead
7. Trot
8. Extended lope (left lead)
9. Collect lope, change leads (simple or flying), extended lope (right lead), collect lope
10. Trot
11. Left hand push gate into pen
12. Walk over logs
13. Right hand push gate out of pen
14. Walk
15. Stop, 360 degree turn each direction (either direction 1st) (L-R or R-L)
16. Back



RANCH RIDING -- PATTERN #15

1. Extended trot
2. Stop, roll back right
3. Lope right lead
4. Extended lope (right lead)
5. Trot
6. Walk
7. Walk over logs
8. Walk
9. Trot
10. Stop, 360 left
11. Lope left lead
12. Stop and back

R3. Ranch Rail Pleasure

- A. Open to horses three years of age and older.
- B. This class is intended as a rail class but individuals working off the rail will not be penalized.
- C. The ranch rail pleasure class measures the ability of the horse to be a pleasure to ride while being used as a means of conveyance from one ranch task to another and should reflect the versatility, attitude, and movement of a working horse. The horse should be well broke, relaxed, quiet, soft and cadenced at all gaits. The horse should be ridden on a relatively loose rein with light contact and without requiring undue restraint. The horse should be responsive to the rider and make timely transitions in a smooth and correct manner. The horse should be soft in the bridle and yield to contact. The ideal ranch rail horse should have a natural head carriage at each gait. In all gaits, movement of the ranch rail pleasure horse should simulate a horse needing to cover long distances, softly and quietly, like that of a working ranch horse. This class should show the horse's ability to work at a forward, working speed while under control by the rider. Light contact should be rewarded and horse shall not be shown on a full drape of reins. The overall manners and responsiveness of the horse while performing the maneuver requirements and the horse's quality of movement are the primary considerations.
- D. The following are required gaits:
 - 1. Walk – The walk is a natural, flat footed, four-beat gait. The gait is rhythmic and ground covering. As in all gaits, the horse should display a level, or slightly above level topline with a bright, attentive expression.
 - 2. Extended Walk - The extended walk is straight, square, and flat-footed, relaxed, and moves out freely with the equine looking ahead. The extended walk shows more length of stride than the walk.
 - 3. Trot – The trot is a natural two-beat gait demonstrating more forward motion than the western jog.
 - 4. Extended Trot – The extended trot is an obvious lengthening of the stride with a definite increase in pace. The horse should be moving in a manner as if it were covering a large area on a ranch with an above level topline.
 - 5. Lope – The lope is a three-beat gait. The lope should be relaxed and smooth with a natural, forward moving stride.
 - 6. Extended Lope – The extended lope is not a run or a race but should be an obvious lengthening of the stride, demonstrating a forward, working speed. The horse should display an above level topline with a bright, attentive expression.
 - 7. Stop - From both the lope and the trot, the equine should be in the correct stopping position (both hocks engaged and stopping on the hindquarters.) All four feet stop moving before the next maneuver is attempted.
 - 8. Reverse - The equine turns briskly and flat with front feet on the ground and holding an inside rear pivot spot. The reverse may be performed in either direction.
 - 9. Back - Back on command, quietly, willingly and easily in a straight line without resistance.
- E. Part of the evaluation of this class is on smoothness of transitions. A horse may be collected from the extended trot as the horse moves into the lope. The transition from the extended lope down to the trot is a transition to the seated trot not the extended trot. Therefore, an extra cue to achieve this gait is expected. Horses that complete this total transition within three strides calmly and obediently should be rewarded. Horses that attempt to stop or do stop prior to trotting will be penalized.

Judges expect to see horses that have been trained to respond to cues. To see these cues applied discretely and the horse responding correctly could be a credit-earning situation.

- F. To rein a horse is not only to guide him but also to control his every movement. The best reined horse should be willingly guided or controlled with little or no apparent resistance and dictated to completely. Any movement on his own must be considered a lack of control.
- G. Ranch Rail Pleasure Penalties. A contestant shall be penalized each time the following occur:
 - 1. Too slow/per gait
 - 2. Over-bridled
 - 3. Out of frame
 - 4. Break of gait at walk or jog for two (2) strides or less
 - 5. Break of gait at walk or jog for more than two (2) strides
 - 6. Break of gait at lope
 - 7. Wrong lead or out of lead
 - 8. Draped reins
 - 9. Out of lead or cross-cantering more than two strides
 - 10. Trotting more than three (3) strides when taking lead
 - 11. Blatant disobedience (kick, bite, buck, rear, etc.)
 - 12. Major disobedience or schooling
 - 13. Spurring in front of cinch
 - 14. Use of either hand to instill fear/ praise
 - 15. Use of two (2) hands except when using a snaffle bit or hackamore
- H. For shows conducted in international countries, the exhibitor has the option of using the traditional attire of the country.
- I. Class shall work both ways of the ring at all required gaits.

R4. Ranch Horse Trail

- A. This class will be judged on the performance of the horse over the obstacles, with emphasis on manners, response to the exhibitor, and on how the partnership of the horse/ rider works together. Credit will be given to the horse that negotiates the obstacles with style, expression, and some degree of speed, providing carefulness is not sacrificed. Credit will be given to horses showing the capability of picking their own way through the course when obstacles warrant it and exhibiting trust in the rider when negotiating the more difficult obstacles.
- B. Horse shall be penalized for any unnecessary delay while approaching the obstacles. The horse/rider team should negotiate each obstacle with calmness and patience, moving safety through each obstacle. Horses should show awareness, be attentive and not spook, shy or spin. The horse should not stumble, tick or clip obstacles.
- C. A minimum of six (6) obstacles (maximum of twelve (12) obstacles) will be used. The course shall be returned to its original design after each horse has worked.
 - 1. Obstacles should be representative of challenges found on the trail or simulate what may be experienced by a horse/ rider on a ranch.
 - 2. The course must be posted at least one (1) hour before scheduled time of class.
- D. Each obstacle should receive an obstacle score and is subject to penalty that should be subtracted. Each obstacle should be scored on the following basis, ranging from: - 1-1/2 extremely poor, -1 very poor, - 1/2 poor, 0 correct, + 1/2 good, +1 very good to + 1-1/2 excellent. Obstacle scores are to be determined and assessed independently of penalty points. Penalties should be assessed as follows:

1 Point Penalties:

- Over-bridled (per maneuver)
- Each hit, bite or stepping on a log, cone plant or any component of the obstacle
- Incorrect or break of gait at walk or trot for two (2) strides or less
- Both front or hind feet in a single-stride slot or space at a walk or trot
- Skipping over or failing to step into required space
- Split pole in lope-over; incorrect number of strides, if specified
- One to two steps on mount/dismount or ground tie except shifting to balance

3 Point Penalties:

- Wrong lead or out of lead; draped reins; break of gait at lope
- Break of gait at walk or trot for more than two (2) strides
- Three to Four steps on mount/dismount on ground tie.

5 Point Penalties:

- Spurring in front of cinch; blatant disobedience
- Use of either hand to instill fear/praise
- Knocking over, stepping out of or falling off an obstacle
- Dropping an object required to be carried
- 1st or 2nd cumulative refusal
- Letting go of gate
- Five or more steps on mount/dismount or ground tie.

Off-Pattern (OP):

- Breaking pattern
- Use of two hands (except in snaffle bit or hackamore)
- More than one finger between split reins or any fingers between romal reins (except two rein)
- 3rd refusal
- Repeated blatant disobedience
- Failure to dally and remain dallied
- Exhibitors cannot place above others who complete pattern correctly.

Disqualification (DQ):

- Lameness
- Abuse
- Illegal equipment
- Disrespect or misconduct
- Leaving working area before pattern is complete
- Improper western attire
- Fall of horse/ rider (run ends; scores will be given for work done but the horse/rider team will be disqualified and will not be placed)
- Disqualified entries are counted as an entry in the class but cannot receive points or credits for that class.

E. Only one (1) hand may be used on reins, except for junior horses shown with a snaffle bit hackamore/bosal. Hands must not be changed, except that it is permissible to change hands to work with an obstacle. While the horse is in motion there shall be no changing of hands on the reins. Hands to be around reins. One (1) finger between reins permitted when using split reins only.

F. There are not mandatory obstacles. The course is to be set up at the discretion of the show management and/or judges. Obstacles should be constructed of safe material, and test the horse and rider's skills.

Suggested obstacles include, but are not limited to:

1. Side pass (over obstacle is optional). May be elevated to 12" (30.48 cm) maximum
2. Ride over at least four (4) logs or poles. These can be in a straight line, curved, zigzag, raised or combination. The space between poles/ logs is not required to be measured, as

obstacles on a trail are random. Care shall be taken to design the course with safety in mind when determining the gait at which the obstacles will be maneuvered.

3. Ride over wooden bridge. Minimum width shall be 36" (91.44 cm) wide and at least six (6) feet (1.83 m) long. Bridges should be sturdy, safe and negotiated at a walk only.
4. Opening, passing through and closing gate. A gate that will not endanger horse or exhibitor must be used. If the gate has a metal, plastic or wooden support bar under the opening, contestants must work the gate moving forward through it.
5. Water hazard (ditch or small pond). No metal or slick bottom boxes shall be used.
6. Carry object from one part of arena to another. Only objects that might reasonably be carried on a trail may be used.
7. Backing obstacle.
8. Pick up a slicker while mounted, put it on and take it off.
9. Dismount and ground tie.
10. Load into a trailer.
11. Drag an object. (Open or Amateur only) Rider may hold rope or dally once, no tying hard and fast. At no time should the rider or horse get tangled in the rope. Pinto should stand quietly during the preparation and then pull or drag in control.
12. Live animals may be used on the trail course.
13. Rope a steer head. The object is not to judge the ability of the exhibitor to rope but the patience and willingness of the horse in allowing the rider to complete the task at hand.

R5. Ranch Ideal Pinto

A. General

1. The Ranch Ideal Pinto Class is a performance event which is unique to the Pinto breed. This class displays the balance required of a ranch horse which also exhibits good conformation and exceptional markings.
2. Classes may be combined by type (i.e. Ranch Ideal Pinto, All Types)
3. Classes may be divided by Overo and Tobiano.
4. Pintos to be stripped and judged on conformation and markings after the under saddle work.
5. To be judged fifty (50) percent on performance and manners, twenty five (25) percent on conformation, and twenty five (25) percent on Pinto markings. Refer to Rule T.2.C for Solid class judging requirements.
6. Wheel barrows, carts or any type of mechanical apparatus are prohibited in the ring and will result in the disqualification of the entry.
7. Crop or whip, with no appendage, is optional, provided that it is suitable to type of Pinto that is exhibited.
8. Pintos to be shown in a good working halter: rope, braided, nylon or plain leather for the color/conformation portion of judging.

B. Ranch Ideal Pinto Class Performance

1. To be shown at a walk, trot, and lope, both ways of the ring on a reasonably loose rein, without undue restraint.
2. Extended trot maybe required.
3. Pintos are required to back.

C. Ranch Ideal Pinto Class Grooming

1. Grooms are to be appropriately attired. Refer to Rule G8.
2. Each Exhibitor must have at least one (1) groom, and no more than two (2) grooms to assist with tack removal and grooming.
3. Grooms shall wait at the gate until the announcer/ring steward indicates that the judge/s have directed the grooms/attendants to enter the ring.

4. Grooms/attendants are to walk to the Exhibitor and wait until the announcement is made to start grooming. The Exhibitor shall remain mounted until the announcer calls for grooming to begin.
5. Time limit for grooming/stripping is two (2) minutes.
6. Exhibitor to remain with Pinto, and must retain number.

R6. Ranch Showmanship

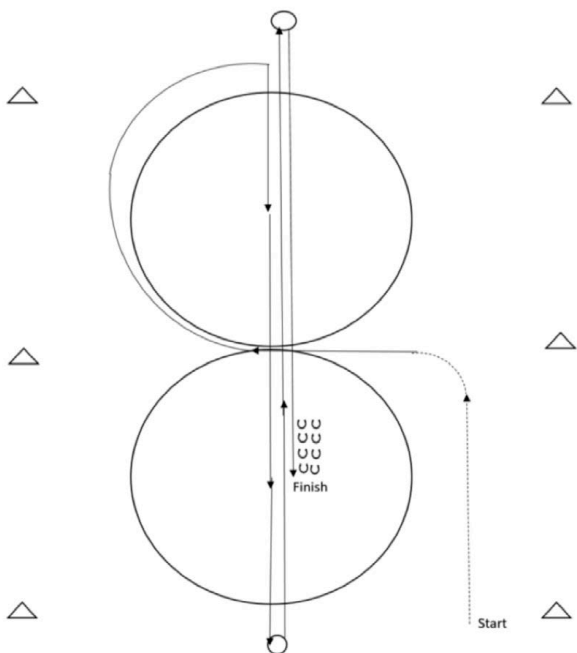
- A. Ranch Showmanship classes may be offered in the Youth and Amateur divisions. Ranch Showmanship is designed to evaluate the exhibitor's ability to execute a pattern prescribed by the judge.
- B. Class specifics and scoring will be the same as those listed in V1. of this Rulebook. Except Ranch rules listed in R1 for tack, attire and General Regulations must be followed.

R7. Ranch Horsemanship

- A. Ranch Horsemanship classes may be offered in the Youth and Amateur divisions. Ranch Horsemanship is a pattern class designed to evaluate the exhibitor's ability to execute, in concert with their horse, a set of maneuvers prescribed by the judge.
- B. Class specifics and scoring will be the same as those listed in V2. of this Rulebook. Except Ranch rules listed in R1 for tack, attire and General Regulations must be followed.

R8. Ranch Reining

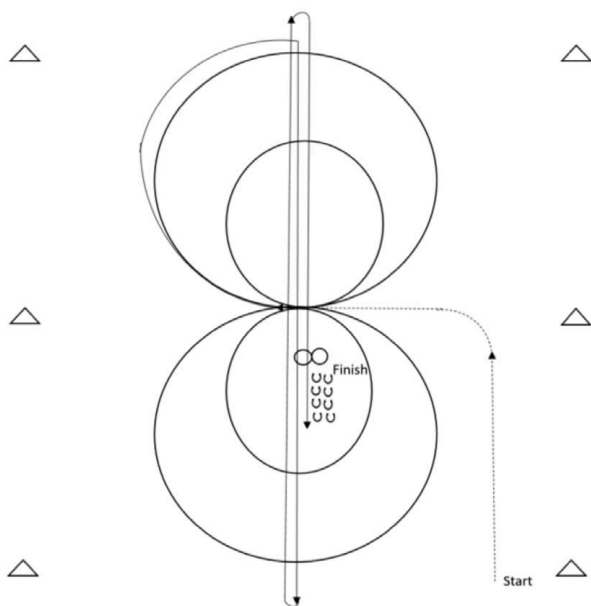
- A. Ranch Reining classes may be offered in the Open, Youth and Amateur divisions. Ranch Reining class measures the ability of the ranch horse to perform basic handling maneuvers with a natural head carriage in a forward-looking manner. This class is open to horses 3 years of age and older.
- B. Class specifics and scoring will be the same as those listed in K8. of this Rulebook. Except Ranch rules listed in R1 for tack, attire and General Regulations must be followed.
- C. Any one of the PtHA approved Ranch Reining patterns may be used.



RANCH REINING #1

Trot to center of Arena, Stop. Start pattern facing towards Judge.

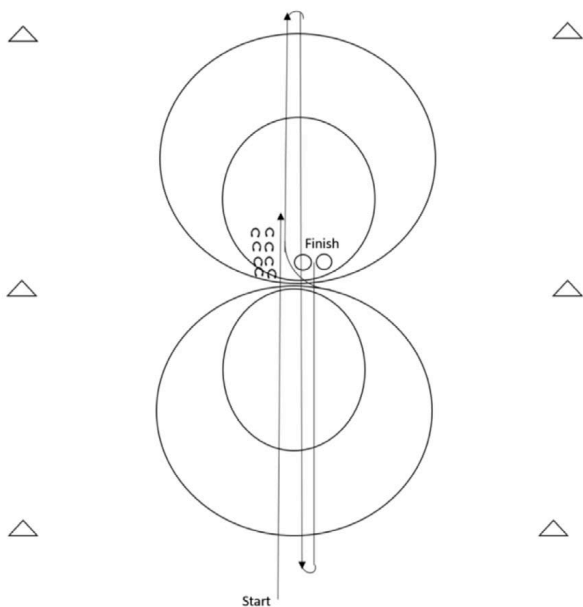
1. Beginning on the right lead, lope one circle to the right.
Change leads to the left.
2. Complete one circle to the left, change leads to the right and go to the top of arena.
3. Run down center of arena past the end marker and come to stop.
4. Complete 1 1/2 spins to right
5. Run to the other end of the arena, past the end marker and come to a stop.
6. Complete 1 1/2 spins to the left.
7. Run past the center marker, stop, back 10 feet.
8. Hesitate to complete pattern.



RANCH REINING #2

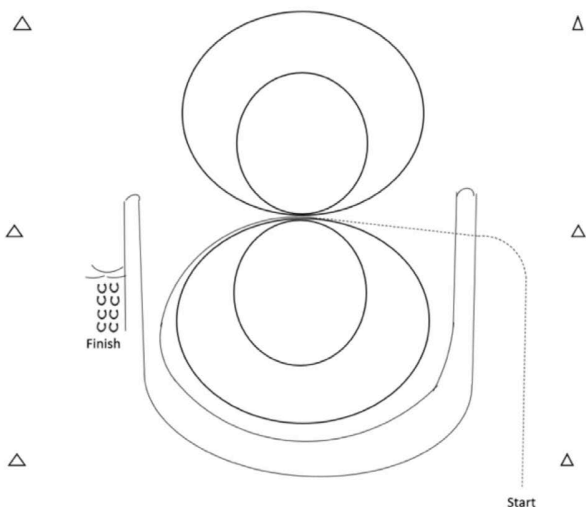
Trot to center of Arena, Stop. Start pattern facing towards Judge.

1. Beginning on the right lead, complete two circle to the right, the first circle small and slow, the next circle large and fast. Change leads at the center of arena.
2. Complete two circles to the left, the first circle small and slow, the next circle large and fast. Change leads in the center of the arena.
3. Begin large circle to right, but do not close the circle. Run down center of arena past the end marker and do a right roll back, no hesitation.
4. Run up the middle to the other end of the arena past the end marker and do a left roll back, no hesitation.
5. Run past the center marker, stop, back 10 feet.
6. 1 spin to right, 1 spin to left. Hesitate to complete pattern.



REINING #3

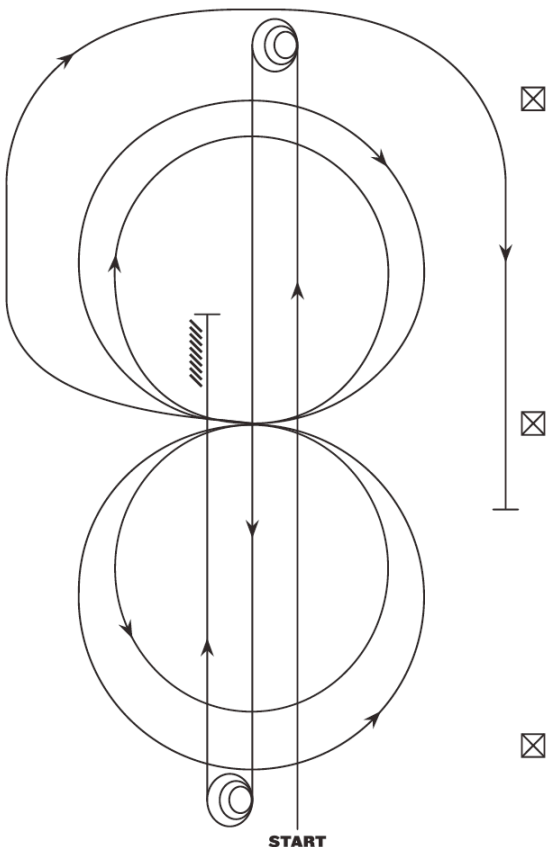
1. Run past the center marker, stop, back 10 feet, 1/4 turn to left.
2. Beginning on the right lead, complete one small slow circle to the right. Change leads at the center of arena.
3. Complete one small slow circle to the left. Change leads in the center of the arena.
4. Begin large faster circle to right. Change leads in center of arena.
5. Complete large faster circle to the left. Change leads in center of arena
6. Run down center of arena past the end marker and do a right roll back, no hesitation.
7. Run up the middle to the other end of the arena past the end marker and do a left roll back, no hesitation.
8. Run up the middle to the center, stop, 1 spin to right, 1 spin to left. Hesitate to complete pattern.



RANCH REINING #4

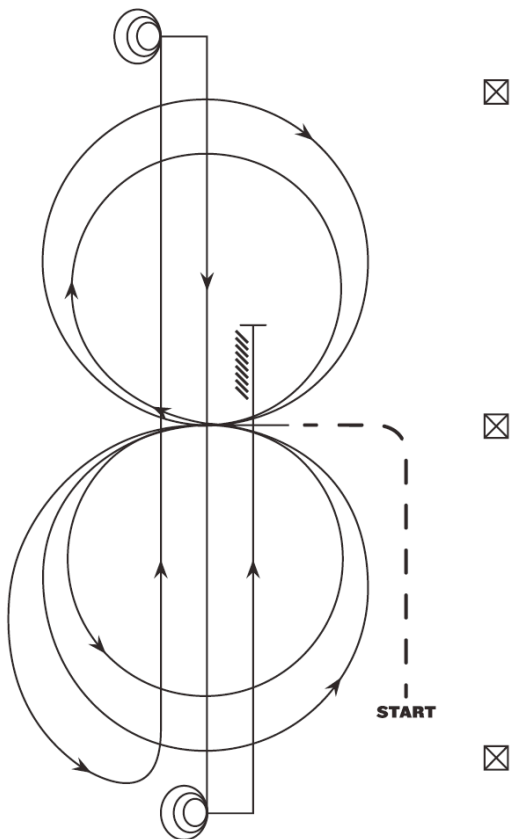
Pattern can be a trot or Lope in Pattern

1. Beginning on the left lead, complete two circles to the left, the first circle small and slow, the next circle large and fast. Change leads at the center of arena.
2. Complete two circles to the right, the first circle small and slow, the next circle large and fast. Change leads in the center of the arena.
3. Begin large circle to left, but do not close the circle, run down the right side of the arena past center marker, and roll back right, no hesitation.
4. Continue around the end of the arena to run down the left side of the arena past center marker and do a left roll back, no hesitation.
5. Run past the middle marker, stop, back up 10 feet.
6. 1/4 turn to right, 1/2 turn to left, 1/4 turn to right. Hesitate to complete pattern.



RANCH REINING #5

1. Run up center of arena past the end marker and do a sliding stop.
2. Complete 3 1/2 spins to the left.
3. Run down to opposite end of arena, past the end marker and do a sliding stop.
4. Complete 3 1/2 spins to the right.
5. Run past the center marker and do a sliding stop. Back at least 10 feet. Complete 1/4 turn to the left; hesitate.
6. Beginning on right lead, complete two circles to the right - the first one small and slow, the second one large and fast. Change leads at center of arena.
7. Complete two circles to the left - the first one small and slow, the second one large and fast. Change leads at center of arena.
8. Begin a large circle to the right but do not close this circle. Run down the right side of the arena, past the center marker and do a sliding stop at least 20 feet from the fence. Hesitate to show completion of pattern.



RANCH REINING #6

Trot to center of arena and stop or walk before departure.
Start pattern facing toward judge.

1. Beginning on left lead, complete two circles to the left - the first one large and fast, the second one small and slow. Change leads at center of arena.
2. Complete two circles to the right - the first one large and fast, the second one small and slow. Change leads at center of arena.
3. Begin a circle to the left, but do not close this circle. Continuing around the end of arena, run up the center, past end marker, and do a sliding stop.
4. Complete 3 1/2 spins to the left.
5. Run down to other end of arena, past the end marker, and do a sliding stop.
6. Complete 3 1/2 spins to the right.
7. Run past the center marker and do a sliding stop. Back at least 10 feet. Hesitate to show completion pattern

R9. Ranch Cow Work (Boxing)

- A. The Ranch Cow Work (Boxing) may be offered in Open, Amateur and Youth Divisions. Boxing consists of a reining pattern followed by single cow work (boxing) on the end of the arena.
- B. The goal of this class is to introduce the rider to the “boxing” phase of the cow work. Judging begins when the contestant enters the arena. There shall be no schooling between the completion of the rein work and the cow work, or between cows if a new cow is awarded. The penalty for this is a 0. Each contestant, upon receiving a cow in the arena, shall hold that cow on the prescribed end of the arena for 50 seconds, demonstrating the ability of the horse and rider to control the cow. Time shall begin when the gate closes behind the cow after being let into the arena. The announcer or judge will signal the completion of the 50 seconds with a whistle or horn. The horse will be scored using the “boxing cow work” guidelines. Scoring for both rein work and cow work will be from 60-80 with 70 denoting average.
- B. Boxing Cow Work Penalties:
1. One (1) point penalties:
 - a. Loss of working advantage
 - b. Working out of position
 2. Three (3) point penalties:
 - a. Loss of control and animal leaves the end of the arena.
 3. Five (5) point penalties:
 - a. Blatant, disobedience, defined as kicking, biting, bucking, rearing, striking or obvious insubordination.
 4. Zero (0) score:
 - a. Turn Tail
 - b. Use of two (2) hands on the reins except with junior horses ridden two-handed in an acceptable snaffle bit or bosal.
 - c. Fingers between the reins.
 - d. Balking
 - e. Out of control
 - f. Bloody mouth
 - g. Illegal equipment
 - h. Leaving the work area before the pattern or work is complete
 - i. Fall of horse or rider
 - j. Schooling of the horse between the rein work and cow work
 - k. Schooling of the horse between cows if a new cow is awarded
 - l. Failure to quit working a cow after a new cow has been awarded. New cow to be awarded at the judge's discretion. New cow will be considered if cow won't work or has no respect for the horse or is blind or lame
 - m. Spurring or hitting in front of the cinch at any time.
 5. No Score
 - a. Lameness of the horse
 - b. Abuse
- C. Credits
1. Maintaining control of the cow at all times
 2. Maintaining proper position
 3. Degree of difficulty
 4. Eye appeal
 5. Time worked
- D. Reined work for boxing classes: Scored 60-80 using working cow horse patterns and scoring guidelines.

R10. Ranch Roping

- A. The Ranch Roping may be offered in Open, Amateur and Youth Divisions. This class allows exhibitors to show their horses one handed with romel reins. Exhibitors are permitted to hold romels and tail in one hand while holding horn with other hand. If exhibitor chooses to show this way they must enter the arena with reins in one hand and are not allowed to touch rein with off-hand at any time during the class. If exhibitor comes in with both hands on the romels they are required to keep both hands on the reins, the way they entered the pen. The use of roping reins/one piece reins will be allowed. No tie-downs or martingales etc. may be used in this class.
- B The intent of this class is to show the ability of the horse and rider skill of handling cattle as if they were doctoring injured or sick cattle. Cattle should be handled as calmly and slowly as possible. The judge should judge this class as if the cattle belonged to him or her. Entry does not have to separate their cow from herd and should not receive credit for separation from herd. When cow is separated from the herd there should be no excessive running or cutting of the cow.
- C. This is a judged event with a 90 second time limit. 70 denotes an average score. The rope must be thrown and the contestant may throw only two loops. Any attempt by exhibitor to trap, snare, or collar cow by holding onto the loop will be cause for disqualification. A second rope may be used, but the total number of loops thrown may not exceed two (2). If a second loop is used it must be recoiled. The honda on the rope used must be of a factory plastic breakaway design.
- D. Horse and rider must start from behind a starting line which will be located 1/3 of the arena length away from where ten (10) calves are held as a herd with each bearing a number 0 - 9. A random draw will be used to select the calf to be roped, which will be announced to the contestant when the horse crosses the starting line.
- E. Each contestant may have the option of using one (1) herd holder. The herd holder may cross the starting line. The sole duty of the herd holder is to assist in holding the cattle at the working end of the arena.
- F. The contestant must make a legal catch of the designated calf and dally up. A legal head catch is a loop that goes completely over the calf's head and honda can be broken by any part of the calf's body, but must go over the calf's head first. When the calf breaks free from honda, the Flag Judge will signal the end of the run.
- G. In youth division classes only the youth exhibitor at their discretion may have their ropes tied to the saddle horn instead of dallying or they may dally.
- H. After catching, it is desired for the horse to remain facing the cow until the honda breaks.
- I. Penalties:
 - 1. One (1) point penalties
 - a. Working out of position
 - b. Loss of working advantage
 - c. Holding cut too long without roping
 - 2. Three (3) point penalties
 - a. Picking up cattle in herd
 - b. Breaking the honda without a dally
 - 3. Five (5) point penalties
 - a. 2 loop run (second loop)
 - b. Loss of cow (re-cut in the herd)
 - c. Excessive running/scattering of herd

- d. Blatant disobedience including kicking, biting, bucking, rearing or striking
- e. Horse turns tail
- f. Turning away from the cow to make the honda break quicker

J. Disqualifications:

- 1. Running into or over cattle
- 2. Schooling
- 3. Whipping or hitting horse with rope
- 4. Half of herd crossing starting line
- 5. Thrown from horse
- 6. Fall to ground horse and/or rider
- 7. Loss of rope
- 8. Failure to make a legal head catch
- 9. Roping the wrong cow/number or multiple cows

K. Credits

- 1. Quietness in the herd
- 2. Handling the cattle
- 3. Position of the horse when cattle are roped
- 4. Facing to cow.

R11. Ranch Conformation

- A. For a show to offer this class the show must also offer at least one other PtHA-approved ranch horse class.
- B. The purpose of ranch conformation is to select well-mannered individuals that are the most positive combination of balance, structural correctness, and movement appropriate for various activities of a working ranch horse.
- C. If held, the ranch conformation class must be held after the conclusion of the other ranch horse classes.
- D. To be eligible to compete in the ranch conformation class the horse must be shown in at least one of the PtHA-approved ranch horse classes offered at that show.
- E. All sexes, all ages will be shown together as one class. Open/ Amateur: stallions, mares and geldings. Youth: mares and geldings.
- F. Horses are to be shown in a good working halter: rope, braided, nylon or plain leather. No silver allowed on either halter or lead.
- G. Horses will walk to the judge one at a time. As the horse approaches, the judge will step aside to enable the horse to trot straight to a cone placed 50 feet away. At the cone, the horse will continue trotting, turn to the left and trot toward the left wall or fence of the arena. After trotting, horses will be lined up head to tail for individual inspection by the judge.
- H. The judge shall inspect each horse from both sides, front and rear and place the horses in order of preference.
- I. Ranch Conformation classes are not eligible for Grand and Reserve Halter classes.

R12. Yearling In Hand Ranch Fundamental class

This class will be judged on the performance of the horse over the obstacles, with emphasis on manners, response to the exhibitor, and on how the partnership of the horse/ exhibitor works together. Credit will be given to the horse that negotiates the obstacles with style, expression, and some degree of speed, providing carefulness is not sacrificed.

Horse shall be penalized for any unnecessary delay while approaching the obstacles. The horse/exhibitor team should negotiate each obstacle with calmness and patience, moving safely through each obstacle. Horses should show awareness, be attentive and not spook, shy or spin. The horse should not stumble.

- A. Entries in this class may cross enter in the Yearling In-Hand Trail classes.

- B. A minimum of six (6) obstacles (maximum of twelve (12) obstacles) will be used. The course shall be returned to its original design after each horse has worked.
1. Obstacles should be representative of challenges found on the trail or simulate what may be experienced by a horse/ rider on a ranch.
 2. The course must be posted at least one (1) hour before scheduled time of class.
 3. This class may include the following obstacles and/or tasks but not limited to:
 Walk over bridge
 Walk over logs/brush pile
 Tie to a fence
 While tied, push hip right & left, pick up feet
 Back in chute
 Serpentine through obstacles
 Load & unload from trailer
 Round pen - turn loose, demonstrate walk/trot/lope, 30 seconds, catch and walk out
 Walk through gate
- C. Attire must follow the Ranch attire in the current PtHA Rulebook.
- D. Equipment - Good working halter – rope, braided, nylon or plain leather halter. No chains or shanks allowed on lead line.
- E. Scoring
1. Scoring will be on the basis of 0-infinity, with 70 denoting an average performance. Each obstacle will receive an obstacle score that should be added or subtracted from 70 and is subject to a penalty that should be subtracted.
 2. Each obstacle will be scored on the following basis, ranging from plus 1 1/2 to minus 1 1/2:
 +1 1/2 excellent
 +1 very good
 +1/2 good
 0 correct
 - 1/2 poor
 - 1 very poor
 - 1 1/2 extremely poor.
 3. Obstacle scores are to be determined and assessed independently of penalty points.
 4. Credit will be given to those Pintos negotiating the obstacles cleanly, smoothly, and alertly with style in prompt response to the handler's cues.
- F. Penalties should be assessed per occurrence as follows:
1. One (1) Point Penalty:
 - a. Each hit, bite or stepping on a log, pole, cone or obstacle.
 - b. Incorrect or break of gait at walk or jog for two (2) strides or less.
 2. Three (3) Points Penalty:
 - a. Incorrect or break of gait at walk or jog for more than two (2) strides.
 - b. Knocking down an elevated pole, cone, barrel, plant or obstacle, or severely disturbing an obstacle unless caused by the tail.
 - c. Stepping outside the confines of, falling or jumping off or out of an obstacle with one (1) foot once the foot has entered obstacle; including missing one (1) element of an obstacle on a line of travel with one (1) foot.
 3. Five (5) Points Penalty:
 - a. Dropping slicker or object required to be carried on course.

- b. First or second cumulative refusal, balk, or evading an obstacle by shying or backing.
 - c. Letting go of gate or dropping rope gate.
 - d. Use of either hand to instill fear or praise.
 - e. Stepping outside the confines of, falling or jumping off or out of an obstacle with more than one (1) foot once the foot has entered obstacle; including missing one (1) element of an obstacle on a line of travel with more than one (1) foot.
 - f. Blatant disobedience (including kicking out, bucking, rearing, striking or continuously circling the exhibitor).
4. Zero (0) total score for course (disqualification).
- a. Performing the obstacles other than in specified order.
 - b. No attempt to perform an obstacle.
 - c. Equipment failure that delays completion of pattern.
 - d. Excessively or repeatedly touching the horse.
 - e. Failure to enter, exit or work obstacle in any manner other than described, including overturns of more than one quarter (1/4) turn.
 - f. Failure to follow the correct line of travel between obstacles.
 - g. Working outside designated boundary marker of the arena or course area.
 - h. Third cumulative refusal, balk, or evading an obstacle by shying or backing over entire course.
 - i. Failure to demonstrate correct gait between obstacles as designated.
 - j. Pinto gets loose from exhibitor.
 - k. Leading on the wrong side of the horse.

S. OTHER PERFORMANCE CLASSES & EVENTS

S1. Costume

Costume classes are not ROM pointed classes. Refer to rules in World Show Premium Book if offered.

S2. Dressage

A. General Information

1. The object of Dressage is the harmonious development of the physique and ability of the horse. As a result it makes the horse calm, supple, loose, and flexible but also confident, attentive, and keen thus achieving perfect understanding with his/her rider. The pinnacle of Dressage competition is the Grand Prix de Dressage competition of the Olympic Games.
2. Dressage organizations are the United States Dressage Federation and the United States Equestrian Federation.
3. Copies of Dressage tests may be obtained by contacting the United States Equestrian Federation.
4. Point earning levels shall be Training Level and higher.
5. All three (3) basic gaits are required in any point-earning test.

B. Levels for Dressage Competitions

1. Training Level – To confirm that the horse's muscles are supple and loose, and that it moves freely forward in clear and steady rhythm, accepting contact with the bit.
2. First Level – To confirm that the horse, in addition to the requirements of Training Level, has developed thrust (pushing power) and achieved a degree of balance and throughness.
3. Second Level – To confirm that the horse, having demonstrated that it has achieved the thrust (pushing power) required in First Level, now shows that through additional training it accepts more weight on the hind quarters (collection), shows the thrust required at medium paces and is reliably on the bit. A greater degree of straightness, bending, and suppleness, throughness, and self-carriage is required than at First Level.
4. Third Level – To confirm that the horse has achieved the requirements of Second Level. It now demonstrates in each

movement, especially in medium and extended paces and in the throughness, impulsion, straightness, and collection. There must be a clear distinction between the paces.

5. Fourth Level – To confirm that the horse has achieved the requirements of Third Level. These are tests of medium difficulty designed to confirm that the horse has acquired a high degree of suppleness, impulsion, throughness, balance, and lightness while always remaining reliably on the bit, and that its movements are straight, energetic, and cadenced with the transitions precise and smooth.

C. FEI Levels

1. Prix St. Georges – Test of medium standard. This test represents the medium stage of training. It comprises exercises to show the horse's submission to all the demands of the execution of classical equitation and a standard or physical and mental balance and development, which will enable him to carry them out with harmony, lightness, and ease.
2. Intermediate I – Test of relatively advanced standard. The object of this test is to lead horses on, progressively and without harm to their bodies, from the correct execution of Prix St. Georges to the more demanding exercises of Intermediate II.
3. Intermediate II – Test of advanced standard. The object of this test is to prepare the horses for the Grand Prix.
4. Grand Prix – Test of the highest standard. The Grand Prix is a competition of the highest level, which brings out the horse's perfect lightness, characterized by the total absence of resistance and the complete development of impulsion.
5. Grand Prix Special – Test of the same standard as Grand Prix. This is a competition of Grand Prix where especially the transitions are a matter of great importance.
6. The Freestyle Test – This is a competition of artistic equitation to music. It includes all the required movements and gaits of the standard tests of the same level. The competitor, however, is absolutely free in the form and manner of the presentation he chooses within a fixed time. The test should clearly show the unity between rider and horse as well as harmony in all the movements and transitions.

D. General Rules

1. No Pinto may be ridden more than once in any Dressage class.
2. Pintos may not compete in more than one recognized competition on the same day.
3. Horses are limited to a maximum of three (3) Dressage rides per day at Fourth level and below or two (2) Dressage rides per day above Fourth level. Horses may enter no more than two (2) consecutive levels, Freestyle levels included, at any one (1) competition.
4. Calling tests – Training through Fourth Level tests may be called during the competition.
 - a. If a test is announced, it is the responsibility of the competitor to arrange for a person to announce the test.
 - b. The announcing of the test must start with the first movement. Lateness and errors in announcing the ride will not relieve the rider from "error penalties".
 - c. Announcing the tests is limited to reading the movement as it is written once only. However, a movement can be re-read if there is reason to doubt that the rider heard the original call.

E. Saddlery and Equipment

1. Training through Fourth Levels
An English type saddle with stirrups is mandatory.

2. FEI Levels
 - A Dressage saddle with stirrups is mandatory.
 3. Any Level
 - a. Saddle pads should be white or of conservative color.
 - b. The name and/or logo of an individual's sponsors, breed logos, national flags, and business/farm logos may appear on a surface area not exceeding 200 square cm on each side of the saddle cloth.
 - c. A breastplate and/or crupper may be used.
 - d. A cavesson noseband should not be so tight as to cause rubbing or irritation.
 - e. Martingales, bit guards, tongue tied down, boots or bandages, blinkers, and/or seat covers are prohibited.
 - f. One whip no longer than 47.2" (120cm), including lash may be carried in all classes.
 - g. Spurs must be made of metal, and there must be a shank either curved or straight pointing directly back from the center of the spur when on the rider's boot. If the shank is curved, the spurs must be worn only with the shank directed downwards. (Exception: swan necked spurs are allowed.) The arms of the spur must be smooth. If rowels are used, they must be free to rotate.
 4. Bits and Bridles
 - a. Any Level
 - (1) All bits must be smooth and with a solid surface. The mouthpiece of a snaffle may be shaped in a slight curve. A bushing or coupling is permitted as the center link in a double jointed snaffle.
 - (2) Bits must be made of metal, rigid plastic, or covered with rubber.
 - (3) The diameter of the mouthpiece must be a minimum of 3/8 inch at rings or cheek.
 - (4) Twisted wire and roller bits are prohibited.
 - (5) Ported snaffles are prohibited.
 - b. Training through Fourth Levels – A snaffle bridle is required with either a regular cavesson, a dropped noseband, a flash noseband, a crossed noseband, or a crescent noseband.
 - c. Optional at Third and Fourth Levels (mandatory at FEI Levels) – A simple double bridle (bradoon, curb bit, curb strap made of rubber, chain, or leather, and a lip strap.
- F. Pinto's Appearance
1. Any decoration of the horse with unnatural items, such as ribbons or flowers, etc. in the tail or mane, is strictly forbidden.
 2. Braiding of the Pinto's mane and tail is permitted.
 3. False tails are permitted; if used may not contain any metal parts.
 4. Pintos may be shown shod or barefoot.
- G. Attire
1. Training through Fourth Levels
 - a. A short riding coat of conservative color, with a tie, choker, or stock tie, white or light colored breeches or jodhpurs, boots or jodhpur boots, a hunt cap or riding hat with a hard shell, derby or top hat.
 - b. Gloves of conservative color are recommended.
 - c. Children under twelve (12) may wear jodhpurs and jodhpur boots in place of breeches and boots.
 2. All Tests above Fourth Level
 - a. A dark tailcoat with top hat, or a dark jacket with a bowler hat or hunt cap, and white or light colored breeches, stock or tie, gloves, and black riding boots.
 - b. Spurs are mandatory for FEI tests.

3. Any Level - Any competitor may wear a helmet at any level without penalty.

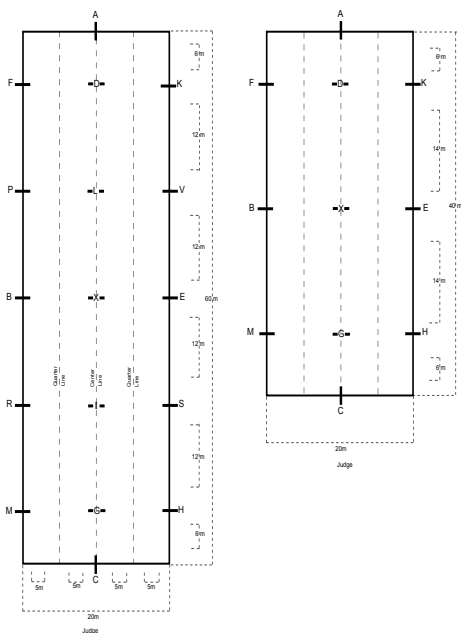
H. Arena

1. Arena measurements are for the interior of the enclosure.
2. The arena should be on as level ground as possible.
 - a. Standard Arena – sixty (60) meters one hundred ninety eight feet (198') long and twenty (20) meters sixty-six feet (66') wide. (First Level Test 2 and above including musical freestyles must be performed in the Standard Arena. (Exception: Those tests written for a small arena.))
 - b. Small Arena – Forty (40) meters one hundred thirty two feet (132') long and twenty (20) meters sixty-six feet (66') wide. (Training Level tests through First Level test 1 may be ridden in the small arena.)
3. The enclosure itself should consist of a low fence about 0.3 meters one foot (1') high.
 - a. The fence should be such to prevent the horse's hooves from becoming entangled and arena stakes, if used, must be covered with a ball or similar object so as to prevent injury. Rope, concrete, or unbreakable chain fencing is not allowed.
 - b. The part of the fence at A should be easy to remove to let the competitors in and out of the arena in a suitable way.
 - c. The letters outside the arena should be placed about one-half (0.5) meters from the fence and clearly marked.
 - d. The letter A should be placed at least five (5) meters away from the arena.
 - e. Location of the Judge (Jury) and scribe – should be a maximum of five (5) meters and a minimum of three (3) meters from the end of the arena and must be opposite the letter A.
 - f. It is permissible to decorate the letters with flowers or greenery to enhance the appearance of the arena.
 - g. The center line, throughout its length should be as clearly marked as possible, without however, being of a nature to frighten the horses.
 - h. On a grass arena, the center line should be mowed shorter than at the other parts of the arena.
 - i. On a sand arena, the center line should be rolled or raked in a suitable way.

I. Elements

1. Salute – At the salute, riders must take the reins into one hand. A lady rider shall let one arm drop loosely along her body and then incline her head in a slight bow. A gentleman rider may remove his hat and then salute in the same manner as the lady.
2. Voice – The use of the voice in any way whatsoever or clicking the tongue once or repeatedly is a serious fault.
3. Fall – A fall of a Pinto and/or exhibitor is not cause for elimination.
4. Time – An exhibitor must enter the arena within 45 seconds after the judge has indicated (bell or whistle may be used) he/she is ready for the ride to begin, or be eliminated.
5. Faults – Grinding of the teeth, wringing of the tail, performing with an open mouth, tongue over the bit, nodding, shying, or signs of resistance on the part of the Pinto are faults and may be considered in the collective marks.
6. Accuracy – In a movement which must be carried out at a certain point of the arena, it should be done at the moment when the rider's body is above this point.
7. Elimination – The following are causes for elimination:
 - a. Pintos which enter the arena with their tongues tied down.

- b. If, during the test, all four feet of the Pinto leave the arena with or without the rider.
 - c. Use of illegal equipment.
 - d. Late entry into the arena.
 - e. Marked lameness.
 - f. Three (3) errors of the course.
 - g. Unauthorized assistance.
 - h. Resistance of longer than twenty (20) seconds.
8. Gaits
- a. All gaits to be correct and pure. Good balance, freedom of movement, lively impulsion, and true straight movement. Correct engagement and rhythm is the basis for balanced, elastic, and cadenced movements.
 - b. Walk – good engagement with four clean, evenly spaced beats.
 - c. Trot – regular and cadenced, with good balance and two clean beats.
 - d. Canter – well balanced, with three clean beats and straight on both leads.
9. Faults
- a. Pacing in the walk
 - b. Four beat canter
 - c. Hollow back
 - d. Moving on the forehand
 - e. Behind the bit or over-collected
 - f. Poll level with or lower than withers
 - g. Excessive action
 - h. Inconsistent gaits
 - i. Any tendency to move in a Western style jog, jog trot, or lope.
- J. Points
1. Individual placings in non-USEF recognized Dressage competition at all Levels and Open (all-breeds) USEF recognized competitions, Training through Second Levels, will receive points based on the regular PtHA point scale.
 2. Individual placings in Open (all breeds) USEF recognized Dressage competitions at Third and Fourth Levels will receive points based on triple the regular PtHA point scale. Restricted competitions (i.e.. Breed shows) at these levels will receive regular PtHA points.
 3. Individual placings in open recognized competitions at Prix St. Georges, Intermediate 1, Intermediate 2, Grand Prix, Grand Prix Special, and musical freestyle will receive points based on five times the regular PtHA point scale (i.e.. A first place in a full point-earning class will receive thirty points). Restricted competitions (i.e.. Breed shows) at these levels will receive regular PtHA points.
 4. Team or Individual gold, silver, or bronze medal placings in FEI International events will receive points along with fourth through sixth placings, on the following basis:
 - a. Gold Medal = 250 points
 - b. Silver Medal = 200 points
 - c. Bronze Medal = 175 points
 - d. 4th = 150 points
 - e. 5th = 125 points
 - f. 6th = 100 points



S3. Green Classes

- A. Green classes may be held for Hunter Under Saddle, Working Hunter, Western Pleasure, Trail and Western Riding. Green Mule Green classes may be held.
- B. These classes are open to Pintos of any age in their first year of showing; or
- C. Equine that have shown during the previous year(s) but have accumulated ten (10) or less points in any association as of January 1 of the current year in their respective Open, Youth or Amateur class. (Hunter Under Saddle, Working Hunter, Western Pleasure, Trail or Western Riding) Points from all divisions will count and are cumulative in determining eligibility (except Walk/Trot and Novice divisions).
- D. Once a Pinto has won a World or Reserve World Championship, in any breed, in that class, it is no longer eligible to compete in the Green class at the end of that calendar year.
- E. Year Long Eligibility. If an equine is considered eligible on January 1, it may continue to be shown in this class for the calendar year regardless of points earned.
- F. Pintos showing in these classes may also enter his/her respective Open, Youth and/or Amateur class at the same show.
- G. Green classes are NON-ROM classes, and do not count towards high point awards.

S4. Longe Line, Yearling

- A. General Regulations and Requirements
 1. These classes are eligible for Register Of Merit (ROM) and Register of Excellence (ROE) awards only.
 2. Longe Line points will not be counted toward any other awards in the PthA Champion and ROM program.
 3. This class is open only to yearlings.
 4. This class is for all types. Classes may be split by Western and Hunter.
 5. An exhibitor may show two (2) entries per class. The same exhibitor must show the entry in both the Conformation and Longeing elements of the class.

6. The purpose of showing a yearling on a long line is to demonstrate that the horse has the movement, manners/ expression/attitude, and conformation to become competitive under saddle. Therefore, the purpose of this class is to reward:
 - a) Quality of Movement,
 - b) Manners/Expression/Attitude,
 - c) Conformation suitable to future performance and the horse should be judged with its suitability as a future performer under saddle in mind. This class should define what it means to be a "western pleasure prospect" or "hunter under saddle prospect." As yearlings, these Pintos are not expected to demonstrate the behavior or quality of a finished show horse, but only that performance necessary for a reasonable presentation to the judge.

B. Tack and Attire

Tack: Horses are to be shown in a halter. Either a regular or show type halter is acceptable.

1. For the longeing demonstration, the only attachment allowed to the halter is the longe line. The longe line may not exceed thirty (30) feet in length with a snap attached to the halter. The longe line must hang free from the halter without touching any part of the horse. It is permissible to use a longe whip. Disqualification will occur if the exhibitor blatantly strikes the horse with the whip to cause forward or lateral movement at any time during the longeing demonstration.
2. No other equipment is allowed on the horse during the class. Mechanical or retractable longe lines are not allowed.
3. For the confirmation inspection, a lead shank, such as used in halter or showmanship classes may be exchanged for the longe line prior to the longeing demonstration.
4. Exhibitors are not to be penalized for using regular halters and plain longe lines, nor are they to be rewarded for using show halters and plain longe lines, nor are they to be rewarded for using show halters and show longe lines. Only movement, manners/expression/way of going, and conformation are being judged. The type of equipment used is not to be a consideration in placing the horse as long as the equipment meets the requirements stated above.

Attire: Exhibitors attire must correspond with the type of horse being shown. (Example: if horse is registered as Hunter Type, hunter attire must be worn.) Attire worn by the exhibitor is not to be a consideration in placing the horse as long as the attire meets the requirements stated above.

C. The class will consist of two parts:

1. A longeing demonstration lasting one and one-half minutes (90 seconds)
2. A conformation inspection.
 - a. Show Management is required to provide a 5-minute warm-up period for all exhibitors.
 - b. The longeing demonstration will begin at the sound of a whistle or other audible indicator when the horse has reached the perimeter of its circle. Time will not begin until the horse reaches this perimeter. When the "begin" signal is given, the exhibitor will be allowed 1-1/2 minutes (90 seconds) to present the horse at all three gaits in both directions. At the end of 1-1/2 minutes, the signal will be given to signify the end of the demonstration. Show management has the option of adding a "half-way" signal if they choose.

c. The conformation inspection will occur prior to the longeing demonstration. Each entry will be walked into the arena to the judge and pause for evaluation individually. They will then trot off straight and around a cone and take a place on the wall inside the arena. All entries will be inspected in this fashion and as the “trot-off” is administered, horses showing evidence of lameness will be excused from the class at that time.

d. It is recommended that longe line classes be shown in splits of no more than 15 horses at a time. Larger classes may also offer a finalists’ go-round before the class is placed.

- D. Gaits: Gaits are to be judged according to the NSBA rules for Gaits for Western Pleasure and Hunter Under Saddle classes.
- E. Conformation and Equipment Inspection: Each horse is to be inspected by the judge on conformation, proper equipment and for evidence of abuse, inhumane treatment, or violation of PTHA rules. Horses will not be allowed to show in illegal equipment or if there is evidence of abuse, of inhumane treatment, or of rule violations. It is mandatory that a “trot-off” be administered by the judge in the conformation portion of the class prior to longeing. Horses that show evidence of lameness will be excused prior to the longeing demonstration.
- F. Judging
1. Judge(s) will be outside the longeing circle. The exhibitor will enter the arena and await the audible start signal. When the signal is given, the exhibitor will be allowed 1-1/2 minutes (90 seconds) to present the horse. At the end of the 1-1/2 minutes (90 seconds), a signal will be given again to signify the end of the demonstration. Show management has the option of adding a “half-way” signal if they choose. (The signal may be a bell, whistle or announcement.)
 - a. Once the class has started, a horse warming up prior to their go may only warm up at the walk.
 2. The horse will be scored at all three (3) gaits in both directions. Western Pleasure prospects are to show at the walk, jog, and lope. Hunter Under Saddle prospects are to show at the walk, trot and canter. Any horse that does not exhibit these gaits in each direction will be disqualified from the class. Additionally, judges shall immediately excuse any horse who exhibits obvious lameness at any time during the class. Exhibitors may begin work in the direction of their choice (counter or clockwise).
 3. At the end of the 1-1/2 minutes (90 seconds), the signal will be given and the exhibitor shall at the request of show management, retire from the longeing area to the far end of the ring. The horses are to stand quietly on the wall while the other exhibitors present their horses.
 4. Judges are to evaluate movement based on the gait descriptions. A 25’ radius circle should be maintained at all gaits.
 5. Gaits - Use of Circle. Scores for all gaits in both directions should reflect positive, consistent use of the 25’ radius of the circle. Extra credit will be given for full, extended use of the circle on a slightly loose line. Lower gait scores should reflect lack of full use of the circle.
 - Walk. The walk will be scored on a scale of +1 ½ to – 1 ½ in each direction, with 0 being average/correct. The horse must be walked long enough for the judge to have sufficient time to evaluate and score the walk. Lower gait scores should reflect stumbling in the gait.
 - Jog or Trot. The jog/trot will be scored on a scale of +3 to -3 in each direction, with 0 being average/correct.

Using a 25' radius, the horse should jog or trot a minimum of $\frac{1}{2}$ circle both directions of the ring. Lower gait scores should reflect stumbling in the gait.

- Lope or Canter. The lope/canter will be scored on a scale of +3 to -3 in each direction, with 0 being average/correct. Using a 25' radius, the horse should lope or canter a minimum of one full circle both directions of the ring. Lower gait scores should reflect stumbling in the gait.
6. Manners/Expression/Attitude will be scored on a scale of +3 to -3 in each direction, with 0 being average/correct. Horses will be penalized for obvious signs of overwork and sourness such as ear-pinning, head-throwing, striking, tail-wringing, or a dull, lethargic manner of going. They will also be penalized for dangerous behavior such as excessive bucking, cutting into the circle, or running off. Additionally, incidental touching the horse with the whip, cross-cantering, balking, backing up on the longe line and excessive urging from the exhibitor should be penalized accordingly.
 7. Conformation will be scored on a scale of +3 to -3, with 0 being average/correct. The horse will be judged on conformation suitable to future performance as a Western Pleasure or Hunter Under Saddle competitor. The judges should look for a total picture, emphasizing balance, structural correctness, and athletic capability.
 8. Use of the circle. Consideration will be given to how well or how poorly the horse/exhibitor team uses the 25' radius of the longeing circle. A separate box on the scorecard is available to indicate an overall score (from +1 $\frac{1}{2}$ to -1 $\frac{1}{2}$ with 0 being average/correct for use of the circle.
 Circle Scores: A 25' radius is the appropriate size of circle in which to show a longe liner. It is the judge's responsibility to evaluate the circles and incorporate use of the circle in the gait scores based on the following scale:
 - + $\frac{1}{2}$ to +1 $\frac{1}{2}$ points (Good to Excellent Use of the Circle).
 - Horse consistently stays on the perimeter of the circle with slight looseness in the line.
 - Horse turns around on the circle perimeter
 - 0 points (Average/correct use of the circle).
 - Horse is only slightly inconsistent in using the 25' radius of the circle
 - - $\frac{1}{2}$ to -1 $\frac{1}{2}$ points (Poor to Unacceptable use of the circle)
 - Horse is shown in a circle radius of less than 25'
 - Potentially dangerous slack in the line
 - Horse pulls exhibitor out of the circle
 9. Other scoring considerations: This class should be looked upon as a class that defines what it means to be a "pleasure prospect" or "hunter prospect" suitable to become a future performer under saddle. Therefore, attitudes and attributes that contribute to becoming a future performer will be rewarded within the gait scores. Higher gait scores will reflect:
 - Above average to exceptional manners, expression, alertness, responsiveness, and pleasant attitude,
 - Above average to exceptionally smooth transitions between gaits,
 - Above average to excellent cadence and consistency at all three gaits.
 10. Penalties and disqualifications.
 - Five (5)-point penalties will occur per direction:
 - 1) Failure to walk a minimum of two horse lengths
 - 2) Failure to jog/trot a minimum of $\frac{1}{4}$ (quarter) of a circle

3) Failure to demonstrate the correct lead for a minimum of 1/4 (quarter) of a circle

• Disqualification will occur in the following instances:

- 1) Evidence of lameness - judge will immediately excuse horse from the arena
- 2) Striking of the horse to cause forward or lateral movement
- 3) Fall to the ground by horse. A horse is deemed to have fallen when its shoulder and/or hip and/or underline touches the ground
- 4) Horse steps over or becomes entangled in the longe line
- 5) Improper equipment, evidence of abuse
- 6) Failure to show at all three gaits in both directions
- 7) Exhibitor shows disrespect towards the judge(s)
- 8) Any time the horse becomes detached from the handler
- 9) Failure to complete trot off for soundness in three attempts

S5. Two-Year Old Longe Line

- A. Class is limited to 2-year-olds. These classes are eligible for Register Of Merit (ROM) and Register of Excellence (ROE) awards only. Points will not be counted toward any other awards in the PtHA Champion and ROM program.
- B. If a 2-year-old horse is shown under saddle at any show where PtHA-approved classes are held, this horse is no longer eligible to be shown in 2-year-old longe line the remainder of that calendar year.
- C. 2-year old Longe Line and Yearling Longe Line may not be combined.

S6. Parade Horse

- A. Appointments
 1. Pintos are to be shown with stock saddle, standard bridle, plain or with silver, Mexican or other appropriate equipment. Breastplates, hip drops and serapes are optional.
 2. Boots or bandages, any kind of martingale, tie-down or draw reins are prohibited.
 3. Entry shall be serviceably sound and shall be shown with full or shortened mane and tail. Roached mane or tail prohibited.
 4. Exhibitors shall wear colorful attire of American, Mexican or Spanish origin, consisting of fancy cowboy suit, hat and boots; or dress Western clothing. Spurs, gloves, whip or crop optional.
 5. Exhibitors may use either one (1) hand or two (2) hands on reins, but may not change method of holding reins or rein hand during class.
 6. Braids – Saddle type style braiding is optional in all classes for all types of horses. Braiding may be fancy (i.e., rosettes), but must be unobtrusive and tasteful. Tail decorations are optional. The fact that an entry is or is not braided shall not be taken into consideration in the judging of a class, but entries braided in a non-conforming manner shall be penalized.
- B. Presentation
 1. Entries shall enter the ring at a Parade gait or Parade trot. Martial music is suggested whenever possible.
 2. Entries shall be shown without artificial appliances except inconspicuously applied tail switch or cap. Vertical tail to be discouraged. All Pintos must conform to its conformation type for hoof and shoeing regulations in all classes.
 3. Qualifying Gaits
 - a. The Parade gait shall be true, straight, prancing movement, square, collected and balanced, with hocks well under. Speed shall not exceed five (5) miles per hour.

- b. The Parade trot shall be straight, square, collected and balanced, with hocks well under. Speed shall not exceed five (5) miles per hour.
4. To be shown at a walk, either regular or animated, and Parade gait or Parade trot, both ways of the ring.
5. Reverse shall be executed at the walk.
6. To halt and stand quietly from both the walk and Parade gait or Parade trot.
7. Entries not required to back.
8. To be judged on performance, manners, appointments, conformation and suitability.

S7. Versatility Ranch Horse Event

- A. General Rules – This special event is designed to promote and enhance the pleasure of riding a versatile working Pinto ranch horse. The intent of this competition is to show the overall ability of the horse to perform skills necessary to those of the all-around ranch horse. It is not the intent of these rules for this to be considered a horse show class. These competitions are time consuming and must be given adequate time and space to maximize the full extent of each entry's abilities. When possible, it is encouraged that this competition be held outside and in an open space, which simulates ranch terrain. The use of natural obstacles is also encouraged. Note: The scores should be totaled after each run and the score should be announced on the public address system, if possible. Score sheets shall be posted after each class to allow riders to evaluate their performance.
 1. All Pintos entered must be registered with the PtHA.
 2. No Pintos less than three (3) years of age are eligible to compete.
 3. No hoof polish.
 4. No braided or banded manes or tail extensions.
 5. Trimming inside ears is discouraged.
 6. Trimming of bridle path, fetlocks or excessive long facial hair is allowed.
 7. Tack and Equipment

Guidelines pertaining to western tack and attire will be followed. (Refer to Rule K, 1-3)
- B. Points
 1. PtHA points will be awarded based on the final placing of all eligible horses and according to the existing point schedule (Refer to Rule G20).
 2. To be eligible for points for the Versatility Ranch Horse Competition, one rider/one horse must enter all four (4) classes. Credits will be applied per class according to the placing received based on the number of horses competing in that particular class. Horses competing and placing in the top seven (7) will be awarded one (1) credit for each horse or contestant placing below them, plus one (1) additional credit, not to exceed seven (7) credits for first place. Credits received in each class will be totaled. After totaling credits, the horse receiving the highest number of credits will be placed first in the Versatility Ranch Horse Competition. The horse receiving the second highest credits will be placed second in the Versatility Ranch Horse Competition and so on.
 3. Ties in the final placing for the Versatility Ranch Horse Competition will be broken by the highest placing horse in the Working Stock Horse Class. All exhibitors should be placed in the Working Stock Horse Class in order to break ties.
- C. Awards and Recognition
 1. Current PtHA point system will apply.
 2. Versatility ranch horse points will be awarded based on the number of horses meeting all requirements outlined.

D. Event Approval – Contact the PTHA Office for an application and current fees.

E. Classes

1. Following is a list of the four required classes. American Stock Horse Association rules will be used for conducting and judging for the Versatility Ranch Horse Competition. All riders in the competition shall comply with and follow rules of attire, equipment, class procedures, patterns, judging, and conduct for the class.
 - a. Stock Horse Pleasure
 - b. Stock Horse Versatility
 - c. Working Stock Horse
 - d. Stock Horse Reining
Exception: Stock horse reining patterns may be used or reining patterns 1-15 listed under Rule K8 and Working Cow Horse patterns listed in Rule M2 may be also used for the Stock Horse Reining class.
2. Rules for the American Stock Horse Association are available from the American Stock Horse Association, P. O. Box 3038, Glen Rose, TX 76043 or www.americanstockhorse.org.

S8. Show Hack

A. General Regulations and Requirements

1. Open to all types.
2. Entries shall give the appearance of being suitable for dressage competition.
3. The Show Hack is a suitable section for the well trained animal.
4. Show Hacks must be balanced and show vitality, animation, presence, supreme quality.
5. Soundness is required.
6. Mane and tail may be braided, but must not be roached.
7. Shoeing regulations must be consistent with type shown.
8. A Show Hack shall be able to perform all of the required gaits with a noticeable transition between the normal, collected, and extended gaits.
9. The Pinto must be under complete control and easily ridden. Obedience to the rider is of prime importance. If the entry exhibits clear transitions in a balanced and level manner, appearing to be giving a comfortable and pleasurable ride, it is performing correctly for this class.
10. Exhibitors enter the ring in a counter clockwise direction at the normal walk or normal trot.

B. Appointments

1. Bridle shall be light, show type; either single snaffle, double (full) or pelham. Kimberwicke bit is permitted. Browbands and cavessons other than hunter or dressage types are prohibited. Unconventional tack such as figure eight, drop, or flash nosebands are not permitted.
2. English saddle of any type is required. Girths of either leather, white web, nylon string or suitable material.
3. Martingales, breastplates not allowed.
4. Acceptable Hack attire is required. It consists of conservatively colored coat, breeches and boots. A conservatively colored hunting cap, derby or protective headgear is mandatory. Protective headgear may be worn without penalty. Formal attire consisting of white breeches, top hat and tails may be worn. It is usual to wear such attire after 6:00 p.m., or in Championship classes.
5. Spurs, whip or crop optional at the exhibitor's discretion.

C. Gaits

1. All gaits to be correct and pure. Good balance, freedom of movement, lively impulsion (but not high action), and true,

- straight movement needed. Correct engagement and rhythm is the basis for balanced, elastic, and cadenced movements.
2. All gaits must be performed both ways of the arena.
 3. Light contact must be maintained with reins at all gaits.
 4. A judge may not request that gaits be performed only on snaffle or curb.
 5. Judges are required to consider the performance at each gait equally in adjudicating this class.
 6. The collected and extended gaits must be called for; i.e., collected walk, extended walk, normal walk; collected trot, extended trot, normal trot; collected canter, extended canter, normal canter and hand gallop.
 7. At the discretion of the judge, entries may be asked to halt and rein-back while on the rail.
 8. Walk, a four-beat gait: Straight, true and flat-footed.
 - a. Normal Walk: Regular and unconstrained, moving energetically and calmly forward.
 - b. Collected Walk: Strides are shorter and higher than at the normal walk. The head approaches the vertical, but should never move behind it. Pacing is a serious fault.
 - c. Extended Walk: The entry is allowed to lengthen frame and stride while exhibitor maintains light rein contact. The Pinto should cover as much ground as possible without rushing.
 9. Trot, a two-beat gait: Free-moving, straight, exhibitor maintaining light contact with Pinto's mouth at all times.
 - a. Normal Trot: Light, crisp, balanced and cadenced, rider is posting.
 - b. Collected Trot: The stride is shorter and lighter, while maintaining balance and impulsion. The neck is more raised and arched than at the normal trot as head approaches the vertical line, never moving behind it. Exhibitor is sitting.
 - c. Extended Trot: Maintaining the same cadence and performing at medium speed, while lengthening stride as a result of greater impulsion from the hindquarters. Pinto should remain light in exhibitor's hand as it lengthens its frame. Exhibitor is posting.
 10. Canter, a three-beat gait: Straight on both leads, smooth.
 - a. Normal Canter: Light even strides, should be moved into without hesitation.
 - b. Collected Canter: Marked by the lightness of the forehand and the engagement of the hindquarters, the collected canter is characterized by supple, free shoulders. Neck is more raised and arched than in a normal canter as the head approaches the vertical line, never moving behind it.
 - c. Extended Canter: Maintaining the same cadence, the entry lengthens its stride as a result of greater impulsion from the hindquarters. Entry should remain light in exhibitor's hand as it lengthens its frame period.
 11. Hand Gallop: The hand gallop is performed with a long, free, ground covering stride.
 - a. The amount of ground covered may vary between entries due to difference in natural length of stride.
 - b. The distinction between hand gallop and extended canter is, the latter being the ultimate linear extension of stride within the hand of the rider; the hand gallop being a looser, more free elongation of stride and frame of the entry.
 - c. A decided lengthening of stride should be shown while the entry remains controlled, mannerly, correct and straight on both leads.

- d. Extreme speed to be penalized.
- e. No more than eight (8) Pintos may hand gallop at any one time. Exception: PtHA managed events.

D. Scoring

1. Fifty-five percent (55%) on performance;
2. Twenty percent (20%) on quality;
3. Fifteen percent (15%) on conformation;
4. Ten percent (10%) on manners.
5. Fall of Pinto or exhibitor is cause for elimination.

E. Faults

1. Pacing in the walk
2. Four (4) beat canter
3. Hollow back
4. Moving on the forehand
5. Behind the bit or over-collected
6. Poll level with or lower than withers
7. Excessive action
8. Inconsistent gaits
9. Any tendency to move in a Western style jog, jog trot, or lope.

S9. Ladies Side Saddle

- A. Appointments shall consist of an appropriate side saddle, either English or Western style, and an appropriate bridle of style depicted. Tie-down or martingale prohibited. Mixed seat classes allowed.
- B. Attire shall be English (formal or informal), Western or Period; consisting of coat or vest and skirt, or dress, divided skirt or apron, hat and boots or appropriate shoes. Pantaloons optional. Judges shall give equal consideration to all styles of attire.
- C. To be shown at a walk, normal trot if English or jog if Western, and canter or lope. Riders may sit or post the trot.
- D. To be judged on manners, performance, quality, and appointments.
- E. All exhibitors in a specified Ladies Side Saddle class are to be mounted aside.
- F. Exhibitors riding astride are to be disqualified and may not be counted as a class entry.
- G. This class, when offered, is for ladies only.

S10. Western Dressage

- A. Western Dressage classes shall be judged in accordance with the class rules of the USEF Western Dressage in all areas where there are no PtHA rules applicable.
- B. Classes to be scored per the USEF Rule Book using the tests provided by WDAA/USEF.

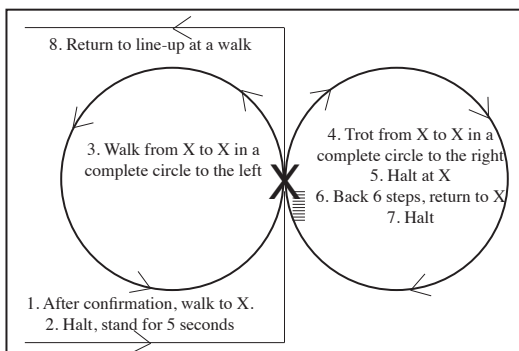
S11. Two-Year Old Driving Long Lining

- A. Class description: Entries should demonstrate aptitude, basic skills, and confidence for preliminary driving.
- B. General Rules
 1. Only two-year-old are eligible.
 2. If the equine is shown with a cart at any show where PtHA-approved classes are held, this equine is no longer eligible to be shown in 2-year-old long lining class.
 3. This class is eligible for the Register of Merit (ROM) and Register of Excellence (ROE) awards only.
 4. Class points will not be counted toward any other awards in the PtHA Champion and ROM programs.
 5. All divisions are eligible: ST/HN, PL/SD, All types, Miniatures, Ponies, Utilities, Long Ears. Must show within type or category.
 6. An exhibitor may show two (2) entries per class. The same exhibitor must show in the conformation and long lining portion of the class.
 7. The exhibitor may long line and/or ground drive the entry.
 8. The only attachments allowed on either the surcingle or harness saddle during the class are the driving lines. (See tack)

9. The lines may go through rings on the surcingle, or through the harness saddle terrets, or shaft loop carriers only.
 10. The lines may be any length.
 11. The lines must be attached directly to the bit.
 12. Side or over checks and breeching assemblies are not permitted.
 13. It is recommended that the Long Lining class be shown in splits of no more than 10 entries at a time.
- C. Tack
1. Entries are to be shown in the following equipment:
 - a. surcingle or harness saddle
 - b. long lines, driving lines or driving reins (these terms are referred to as LINES throughout this rule)
 - c. The bridle may be an open face bridle, a bridle with blinkers or a bridle with a blinker hood
- D. Optional Equipment
1. Turnback crupper
 2. Running Martingale
 3. Cavesson or Nose Band
 4. Whip (Longe Whip or Driving Whip)
- E. Bits - Only Half cheek driving bits or English snaffle bits may be used. The following mouthpieces are allowed:
1. Oval, round, egg-shaped, smooth, inlaid, slow twist, corkscrew, double and/or single twisted wire may be used if the mouthpiece is a minimum of 5/16" in diameter measured a minimum of one inch from the cheek ring.
 2. Mouthpieces may be broken in more than one place.
 3. No mouthpiece may be wrapped in any type of metal.
 4. No appendages, except latex tape, may be attached to the bit, (curb chains or curb straps are not allowed).
- F. Attire
1. The exhibitor's attire must correspond with the type of entry being shown.
 2. Hats and helmets are optional.
- G. Gaits and Elements: (See score sheet)
1. Judges will score gaits and elements as described below:
 2. Halt: Stop straight with all four feet remaining motionless squarely beneath the entry and maintaining rein connection with evidence of a round frame. Not backing or stepping laterally.
 3. Stand: Remaining motionless in a straight, square frame for the required time. Attentive to the signal for departure.
 4. Walk: A four-beat, cadence, free, forward and relaxed marching gait with direction and purpose. The entry must walk the full circle.
 5. Transition: A crisp, unabrpt, graceful gait-change demonstrating a noticeable change of bend in frame from the left bend to the right bend at the center point of the figure "8". The entry should demonstrate a quiet, confident obedience to the bit throughout the transition.
 6. Trot: A cadenced, two-beat diagonal gait. A quality trot is supple, demonstrating energy and thrust with lightness and relaxation. The entry must trot a full circle.
 7. Back: The entry should promptly, and willingly step back from the bit when signaled. The back must be straight and balanced with attention to acceptance of the bit. Six confident steps are required. The entry must return to the position at the beginning of the back in order to complete the element and avoid disqualification.
 8. Use of Circle: Fully using the circle with consistency of cadence, evidence of bending, suppleness, and obedience.
 9. Quality of Gait: Forward, smooth, unrushed, cadenced and engaged.
 10. Engagement: Lightness on the forehand, self-carriage.
 11. Alignment/Balance: Following the bit, not counter bent.
 12. Rhythm: Forwardness and cadence with confidence.

13. Relaxation: Suppleness and bending.
14. Connection: Accepting the bit and other aids.
15. Conformation: An evident correlation between form and function.

H. Pattern



I. Judging Procedure

1. The exhibitor will enter the arena long lining or ground driving their entry at the walk and line up at the discretion of the ring steward for conformation.
2. When signaled by the Judge, the exhibitor will long line or ground drive the entry to the center of the "figure 8 pattern" at a walk.
3. The entry will then halt and stand for 5 seconds.
4. Next, the entry will walk a uniform 25-30' circle to the left.
5. Upon reaching the center of the "figure 8", the entry will transition into a trot in a uniform 25-30' circle to the right.
6. Upon reaching the center of the "figure 8", the entry will halt and back 6 steps. Return to center and halt. Return to line up.
7. Each gait and element required for this class is defined in the Gaits and Elements section, (see above). Also defined are the other essential elements which address the specific attributes of manners, movement and conformation, i.e., Quality of Gait, Engagement, Alignment/Balance, Rhythm, Connection, Conformation

8. Penalties

- a. 3 Points penalties
 - 1) Head carriage behind the vertical
 - 2) Slapping the entry with the lines
 - 3) Counter bending
- b. 5 Point penalties
 - 1) Failure to demonstrate the walk for a quarter of the circle
 - 2) Failure to demonstrate the trot for a quarter of the circle
 - 3) Balking

9. Disqualifications

- a. Use of Draw Reins
- b. Use of a Leverage bit
- c. Use of tongue ties
- d. Abusive use of the whip
- e. Lameness
- f. Evidence of abuse, inhumane treatment
- g. Going off pattern
- h. Equine falling down
- i. Use of improper Equipment

- j. Failing to exhibit all gaits and elements of the class
- k. Entry entangling in a line
- l. Entry becomes loose

S12. CHAPS - Challenged Horseman and Pintos Competition for Independent & Supported Exhibitors

- A. Awards and Recognition - Points to be awarded in each class. Points will be awarded to horse/exhibitor combination with the points being recorded on both the horse and exhibitor's individual PtHA records. A year-end high-point award is available for each class for both high-point exhibitor and high-point horse.
- B. General Rules - To provide show management with the option to include Challenged Horseman and Pintos (CHAPS) competition, PtHA has adopted these rules and provided a points and awards system for participants. In doing so, PtHA does not assume responsibility for safety of participants. Since it is show management, which conducts these events and controls both the physical facility and all aspects of the events, responsibility for participant's safety remains solely with show management.
 - 1. Each participant or his/her parent or guardian(s) by allowing participation, assumes all risk of personal injury or property damage occurring as a result of the participation and does hereby release and discharge the PtHA and show management, its respective officers, directors, representatives and employees from any and all liability, whenever or however arising, from such participation, except for the negligent act or omission, if any, of an indemnities. Further, as parent(s) or legal guardian(s), they agree to indemnify and hold harmless PtHA and show management from such liability to the minor.
- C. Show Approval - Show management applies for PtHA-approval of these events on a voluntary basis and assumption of responsibility for safety by show management is required by PtHA as an express condition for PtHA to grant approval for these events.
 - 1. CHAPS classes may be held at PtHA-approved shows, US Para-Equestrian events or can be stand-alone events.
- D. Exhibiting Multiple Horses - An exhibitor may show more than one (1) horse in individually worked classes as outlined in the rulebook however, but a horse cannot be shown by more than one (1) exhibitor in the same CHAP class.
- E. PtHA Approved Challenged Horseman and Pintos Classes:
 - 1. Showmanship
 - a. Showmanship – Walk Only
 - b. Showmanship- Walk, Jog/Trot
 - c. Showmanship – Walk, Jog/trot
 - 2. Supported Walk, Jog/Trot
 - a. Barrel Racing
 - b. Hunt Seat Equitation on the Flat
 - c. Hunter Under Saddle
 - d. Trail
 - e. Western Horsemanship
 - f. Western Pleasure
 - 3. Independent Walk, Jog/Trot
 - a. Barrel Racing
 - b. Hunt Seat Equitation on the Flat
 - c. Hunter Under Saddle
 - d. Trail
 - e. Western Horsemanship
 - f. Western Pleasure
 - g. Para-Reining
 - 4 Independent Walk, Jog/Trot, Lope/Canter
 - a. Barrel Racing
 - b. Hunt Seat Equitation on the Flat

- c. Hunter Under Saddle
 - d. Trail
 - e. Western Horsemanship
 - f. Western Pleasure
 - g. Para Reining
- F. Diagnosis - In order to be participate, an exhibitor must have a medically diagnosed condition that causes a permanent impairment that can be measured objectively. Examples of conditions, diseases or disorders that may lead to permanent impairment are: paresis, amputation (partial to full joint), ankylosis, upper motor neuron lesions, vision impairment, and intellectual disability. Eligible conditions include: amputation, arthrogryposis, Asperger syndrome, autism spectrum disorder, Batten disease, cerebrovascular accident (stroke), cerebellar ataxia, cerebral palsy, Coffin-Lowry syndrome, cystic fibrosis, Down syndrome, dwarfism, fragile X syndrome, Friedreich's ataxia, Guillain-Barre syndrome, hearing impairment, Hunter syndrome, juvenile rheumatoid arthritis, mental retardation, microcephaly, multiple sclerosis, muscular dystrophy, post-polio syndrome, Prader-Willi syndrome, Rett syndrome, spina bifida, spinal cord injury, Tourette syndrome, traumatic brain injury, trisomy disorders and visual impairment. Additional diagnosis will be considered upon request.
1. Diagnosis Form and Acceptable Adaptive Equipment Form. In order to participation in CHAPS events, a licensed medical physician must sign a PTHA diagnosis form. Also an PTHA acceptable adaptive equipment form and riding ability form completed and signed by a certified instructor or coach of Professional Association of Therapeutic Horsemanship International (PATH Intl.), Special Olympics, US Para-Equestrian, Certified Horsemanship Association or IRD or a certified therapeutic riding instructor who is also a member in good standing of PTHA, indicating the riding ability and adaptive equipment that is required. A valid PTHA membership number or PTHA membership application must be submitted to PTHA.
 2. Walk, trot/jog classes are open to exhibitors never judged in a class at a recognized or non-recognized show that requires a lope or canter in which the exhibitor performed a lope or canter. Once an exhibitor moves up to walk, trot/jog, canter/lope, he/she cannot return to walk, trot/jog classes. Academy classes are considered non-recognized shows. If an able-bodied exhibitor contracts an eligible condition, or if a CHAPS exhibitor has a progressive disorder that results in a decrease in functioning level, then he/she may be exempted from the canter/lope rule with documentation from a licensed medical physician presented to PTHA.
- G. Ownership - Neither the exhibitor nor their immediate family is required to own the horse. However the owner(s) must be PTHA members in order to compete.
- H. Horse Eligibility - Stallions are not eligible to be shown in any CHAPS activities.
- I. Horse Registration Requirements - Any breed of horse may be shown at the same event, and may be run concurrently. However in order to be eligible for PTHA year-end awards and notation of results on the horse's record the horse must be registered with the PTHA. Judges would only reflect the number of entries in the class, which are registered with the PTHA.
- J. Welfare of the Horse - The welfare of the horse is outlined in the rulebook, however, horses with a slight disability or lameness may be used at the discretion of the judge.

K. General Rules for Tack and Equipment - English and western equipment and attire will follow rules as set forth in the rulebook with the exception of CHAPS acceptable adaptation equipment.

1. Helmet. Exhibitors must wear a properly fitted and fastened with harness, ASTM approved protective helmet. A western hat may be affixed over the helmet in western events. Equipment should conform to the riding ability of the competitor and be suitable for the horse.
2. Halter. All horses when ridden must wear a halter in a manner that does not interfere with reining of the horse. A halter must be on the horse either over or under the bridle for use by the handler if needed. All exhibitors should be able to hold reins.
3. Bits or bosal. A snaffle bit, curb bit or bosal/hackamore may be used regardless of the age of the horse.
4. Exhibitors are allowed to ride with one (1) or two (2) hands at any time during the class.
5. Exhibitors are allowed to hold the saddle with either hand without penalty.
6. Acceptable adaptive equipment includes but not limited to:

SADDLE

- Raised pommel
- Raised cantle
- Hard hand holds
- Soft hand holds
- Seat saver
- Knee rolls/blocks
- Thigh rolls/blocks
- Padded saddle flaps

STIRRUPS

- Rubber bands around foot and stirrup
- Enclosed stirrups
- Strap from stirrup leather to girth/cinch
- Strap from stirrup to girth/cinch
- No stirrups
- One stirrup

BRIDLE/REINS

- Looped rein/s
- Connecting bar reins
- Bridging rein
- Ladder reins
- Rein guides (rein through ring on saddle)
- Elastic insert in reins
- Side pulls

WHIPS

- One (1) or two (2) whips
- Strap attaching whip to hand

RIDING ATTIRE

- No boots if using safety stirrups
(Peacock, S-shaped irons or Devonshire stirrups)
- Modified riding boots
- Gaiters
- Half chaps
- Off set spurs
- Safety vest

POSTURE, POSTURAL SUPPORTS & ORTHOSES

- L or R Arm sling
- Neck collar
- Ankle foot orthoses
- Prosthesis
- Wrist brace

Back support
Trunk support
Gait belt

OTHER AIDS

Commander using sign language
Enlarged arena letters
Audio Communications (for hearing impaired)
Voice
Bareback Pads
Surcingles

Other equipment will be considered upon request

- L. Handler - Required for all independent exhibitor classes: one (1) handler per entry to facilitate the safety of the exhibitor. The handler must be 16 years of age or older. The handler must have a lead line without a chain in their hand in case of safety issues.
1. Handlers shall stand quietly in a designated area, not obscuring the judge's line of vision, unless his/her assistance is required and requested by the judge or ring steward in the event of a safety issue. The handler may either take a position behind, beside or in front his/her respective exhibitor's horse or quietly walk forward and snap onto the horse's halter after the exhibitor's pattern is completed or the class has come in to line up.
 2. A blind or deaf exhibitor may have an assistant who communicates via verbal or sign language or cue cards to the competitor so he/she may hear the judge's directives or pattern instructions. This assistant will be outside the ring and their position known to the judge and ring steward.
- M. Leaders and Side Walkers - The supported exhibitor must have a leader with a loose lead without a chain, attached to the halter in a manner that does not interfere with reining of the horse. The supported exhibitor may need the assistance of one (1) or two (2) side walkers. Once the class has started, unauthorized assistance from horse leaders, spotters and side walkers will result in penalties. Side walkers may not give verbal commands or extra physical prompting, except in case of emergency.
1. Handlers, leaders, side walkers, or extra spotters other than the required horse handler are not considered tack or equipment.
- N. Arena Set Up - Markers must be used and may be numbered or lettered. People shall not be used as markers.
- O. Patterns - All patterns must be posted one (1) hour before the class. One of the suggested CHAPS patterns(s) must be used, however a judge in concert with the show management may utilize a different pattern in the walk-trot level 3 showmanship at halter, walk-trot-canter hunt seat equitation and walk-jog-lope western horsemanship using the acceptable maneuvers.
- P. Go-Rounds and Splits - Classes may be split at the discretion of show management. If a go rounds are necessary, in the interest of successful implementation of the approved show, the number of go-rounds to be held and the number of horses to be shown at each go round should be based on safety and/or physical constraints of show premises when applied fairly and uniformly by a procedure in which all qualified entries are included in a random draw. When necessary to split large classes by running more than one (1) go-round, finalists must rework the specified class requirements EXCEPT any scored class.

Q. Judging Challenged Horseman And Pintos Supported Exhibitor. Classes shall follow these guidelines, reversing only at the walk and omitting all extended gaits. Horses should be backed in the line-up, not on the rail. Horses should be worked for the amount of time necessary to evaluate each gait in each direction, taking into account the stress on the exhibitor and/or leader-side-walkers. The judge could chose to have the horse(s) walk briefly before resuming the jog/ trot and completing the judging. The horses in the CHAPS supported classes are judged doing their jobs in spite of the challenges that may be presented due to the type of support or adaptive equipment that is required. Neither the amount of support and type of CHAPS acceptable adaptive equipment nor the unique characteristics of a specific exhibitor's disability should enter into the judging criteria.

SHOWMANSHIP AT HALTER – Walk Only, Walk-Trot/Jog, Walk-Trot/Jog. CHAPS exhibitors may show in only one showmanship class.

- A. Equipment and attire. Class can be shown in either English or western attire but not a combination of both styles. There will be no mixing of attire or equipment on a horse/exhibitor. It is recommended to use a plain leather halter and plain lead for English attire. A plain leather halter or sterling silver mounted leather halter with leather lead is recommend for western attire. The use of a chain is permitted but discouraged. No bridles and/or bits and/or lip chains may be used.
- B. Refer to the showmanship at halter for rules on exhibiting and how the class is judged.
- C. Class Procedure. All exhibitors may enter the ring and then work individually, or each exhibitor may be worked from the gate individually.
- D. Individual Workout. The judge may select an appropriate CHAPS pattern. In the event that the judge in concert with the show management develops a walk-trot/jog level 3 showmanship at halter pattern instead of using existing CHAPS pattern(s) maneuvers found in showmanship at halter are acceptable, however the following are unacceptable: back in a curved line, pull turns. No exhibitor will be disqualified except for safety reasons at the judge's discretion. Exhibitors going off pattern will be penalized and placed at the bottom of the class.
- E. Scoring. Exhibitors are to be scored from zero to one-hundred (0 to 100), in one-half (½) point increments.

WALK & TROT HUNT SEAT EQUITATION ON THE FLAT – Independent or Supported

- A. Refer to the hunt seat equitation for rules on attire, exhibiting and judging procedures.
- B. Class Procedure. All exhibitors must enter the ring and then work individually, or each exhibitor may be worked from the gate individually. When exhibitors are worked individually from the gate, a working order is required. Exhibitors should be instructed to either leave the arena, fall into line, or fall into place on the rail after their individual work. The whole class, or just the finalists, may work at the appropriate gaits at least one (1) direction of the arena.
- C. Individual Workout. The judge must select an appropriate CHAPS pattern.
- D. Scoring. Exhibitors are to be scored from zero to one-hundred (0 to 100), in one-half (½) point increments.

WALK, TROT, CANTER, HUNT SEAT EQUITATION ON THE FLAT – Independent

- A. Refer to the hunt seat equitation for rules on attire, exhibiting and judging procedures.
- B. Class Procedure. All exhibitors must enter the ring and then work individually, or each exhibitor may be worked from the gate individually. When exhibitors are worked individually from the gate, a working order is required. Exhibitors should be instructed to either leave the arena, fall into line, or fall into place on the rail after their individual work. The whole class, or just the finalists, may work at the appropriate gaits at least one (1) direction of the arena.
- C. Individual Workout. The judge may select an appropriate CHAPS pattern. In the event that the judge in concert with the show management develops a walk-trot-canter hunt seat equitation pattern instead of using existing CHAPS pattern(s) maneuvers found in SHW645 are acceptable; however the following are unacceptable: mount or dismount or drop or pick-up Irons without stopping, address reins, hand gallop, or counter-canter.
- D Scoring. Exhibitors are to be scored from 0 to 100, in ½ point increments.

WALK & TROT HUNTER UNDER SADDLE – Independent or Supported

- A. Refer to Hunter Under Saddle for rules on attire, exhibiting and judging procedures.
- B. Class Procedure. Exhibitors will compete on the rail at a walk and trot both ways of the ring, line up. No extended gaits. Exhibitors will back in the line up, not on the rail.

WALK & TROT & CANTER HUNTER UNDER SADDLE – Independent.

- A. Refer to Hunter Under Saddle for rules on attire, exhibiting and judging procedures.
- B. Class Procedure. Exhibitors will compete on the rail at a walk, trot and canter both ways of the ring, line up. No extended gaits. Exhibitors will back in the line up, not the rail.

WALK & JOG WESTERN HORSEMANSHIP – Independent or Supported

- A. Refer to western horsemanship for rules on attire, exhibiting and judging procedures.
- B. Class Procedure. All exhibitors must enter the ring and then work individually, or each exhibitor may be worked from the gate individually. When exhibitors are worked individually from the gate, a working order is required. Exhibitors should be instructed to either leave the arena, fall into line, or fall into place on the rail after their individual work. The whole class, or just the finalists, may work at the appropriate gaits at least one (1) direction of the arena.
- C. Individual Workout. The judge must select an appropriate CHAPS pattern.
- D. Scoring. Exhibitors are to be scored from zero to 100 (0-100), in one-half (½) point increments.

WALK, JOG AND LOPE WESTERN HORSEMANSHIP – Independent.

- A. Refer to Hunter Under Saddle for rules on attire, exhibiting and judging procedures.
- B. Class Procedure. All exhibitors must enter the ring and then work individually, or each exhibitor may be worked from the gate individually. When exhibitors are worked individually from the gate, a working order is required. Exhibitors should be instructed to either leave the arena, fall into line, or fall into place on the rail after their individual work. The whole class, or just the finalists, may work at the appropriate gaits at least one (1) direction of the arena.

- C. Individual Workout. The judge may select an appropriate CHAPS pattern. In the event that the judge in concert with the show management develops a walk-Jog-lope western horsemanship pattern instead of using existing CHAPS pattern(s) maneuvers found in western horsemanship are acceptable however the following are unacceptable: mount or dismount or ride without stirrups, back in a curved line, spins, rollbacks on the haunches and/or on the forehead;
- D. Scoring. Exhibitors are to be scored from zero to 100 (0-100), in one-half (½) point increments.

WALK & JOG WESTERN PLEASURE – Independent or Supported.

- A. Refer to western pleasure for rules on attire, exhibiting and judging procedures.
- B. Class Procedure. Exhibitor will compete on the rail at a walk and jog both ways of the ring, line up. No extended gaits. Exhibitors will back in the line up, not on the rail.

WALK & JOG & LOPE WESTERN PLEASURE – Independent.

- A. Refer to western pleasure for rules on exhibiting and judging procedures.
- B. Class Procedure. Exhibitor will compete on the rail at a walk, jog and lope both ways of the ring, line up. No extended gaits. Exhibitors will back in the line up, not on the rail.

WALK, JOG/TROT TRAIL HORSE CLASS – Independent or Supported.

- A. Equipment and attire. Class can be shown in either English or western attire but not a combination of both styles. There will be no mixing of attire or equipment on a horse/exhibitor.
- B. Refer to trail for rules on exhibiting and judging procedures.
- C. Class procedure. This class will be judged on the performance of the horse and while maneuvering a minimum of five (5) obstacles for walk, trot/jog trail. Exhibitors are to work individually. There will be no rail work.
- B. Course. Refer to trail for acceptable and unacceptable obstacles. Safety should be the first consideration in designing and setting up the course. All maneuvers found in trail are acceptable however the following are unacceptable: carrying an object, water hazard, slicker, mailbox.
- C. Scoring. Scoring will be on the basis of zero to one hundred (0-100), with seventy (70) denoting an average performance. Each maneuver will be scored from a plus one and one-half (1 1/2) to a minus one and one-half (1 1/2), in one-half (½) point increments. An obstacle missed, refused or taken out of order will result in a score of zero (0) for that obstacle but will not disqualify entry.

WALK, JOG/TROT, LOPE TRAIL HORSE CLASS – Independent

- A. Equipment and attire - Class can be shown English or western attire but not a combination of both styles. There will be no mixing of attire or equipment on a horse/exhibitor.
- B. Refer to trail for rules on exhibiting and judging procedures.
- C. Class procedures. This class will be judged on the performance of the horse and while maneuvering minimum of six (6) obstacles for walk, trot/jog, canter/lope trail. Exhibitors are to work individually. There will be no rail work.
- D. Course. Refer to trail for acceptable and unacceptable obstacles. Safety should be the first consideration in designing and setting up the course. All maneuvers found in SHW461 are acceptable; however the following are unacceptable: carrying an object, water hazard, slicker, mailbox.
- E. Scoring. Scoring will be on the basis of zero to one hundred (0-100), with seventy (70) denoting an average performance. Each maneuver will be scored from a plus one and one-half

(1 1/2) to a minus one and one-half (1 1/2), in one-half (1/2) point increments. An obstacle missed, refused or taken out of order will result in a score of zero (0) for that obstacle but will not disqualify entry.

WALK & JOG PARA REINING - Independent.

- A. Refer to reining for rules on exhibiting and judging procedures
- B. This class is to be run with a walk in patterns only.
- C. Scoring. Scoring will be on the basis of zero to one hundred (0-100), with seventy (70) denoting an average performance. Each maneuver will be scored from a plus one and one-half (1 1/2) to a minus one and one-half (1 1/2), in one-half (1/2) point increments.

WALK & JOG & LOPE PARA REINING - Independent.

- A. Refer to reining for rules on attire, exhibiting and judging procedures. This class is to be run with a walk in patterns only.
- B. Scoring. Scoring will be on the basis of zero to one hundred (0-100), with seventy (70) denoting an average performance. Each maneuver will be scored from a plus one and one-half (1 1/2) to a minus one and one-half (1 1/2), in one-half (1/2) point increments.
- C. The following are allowance made for all CHAPS Reining classes only:
 - 1. Exhibitors are allowed to choose the size and speed of the circles. Excessive speed will result in a maneuver deduction.
 - 2. Lead Changes. Simple lead changes are allowed, and the ideal change is to jog for one (1) stride to change leads. Any deviation from the ideal change that takes place in the lead change area as described by the rulebook would not incur a penalty but deserves less credit. In order of decreasing difficulty would be jogging more than one (1) stride, walking rather than jogging, stopping during the change and finally more than one (1) attempt to execute the change. Penalties would apply if the lead change was early or late just as they would for a flying lead change.
 - 3. Judges should allow one-quarter (1/4) circle coming into the change and one-quarter (1/4) circle going past the change as an allowable simple change area (safe zone), with only the out of lead penalties applying. For example, a horse that comes across and takes three (3) strides past "center" to complete the simple change, but before the end of the first quarter, would not get a break of gait penalty but would incur a one (1) point out of lead penalty. The same logic would apply for changes before reaching center. All penalty applications would apply out of that "safe zone."
 - 4. Break of gait; Note: Simple lead changes are allowed therefore, no break of gait penalty should be applied during the lead change. CHAPS classes may use altered patterns and if simple lead changes are specified, no break of gait penalty should be applied during the lead changes.

WALK, JOG/TROT BARREL RACING – Independent or Supported.

- A. Refer to barrel racing for rules on exhibiting and judging procedures.
- B. The horse must break the start/stop line first, not the handler or it will be a no time.
- C. If exhibitor or handler knocks down a barrel they will be assessed a five (5) second penalty.
- D. If a Pinto breaks into a lope/canter/gallop for more than three (3) consecutive strides during the class, the entry shall be receive a no time.

WALK & JOG & LOPE BARREL RACING - Independent.

- A. Refer to barrel racing for rules on exhibiting and and judging procedures.
- B. The horse must break the start/stop line first, not the handler or it will be a no time.

- C. If exhibitor or handler knocks down a barrel they will be assessed a five (5) second penalty.

T. SOLID REGISTRY CLASSES

T1. General Solid Registry Classes Show Criteria

- A. Solid classes may be offered at the option of show management in conjunction with PtHA approved shows.
 1. This registry is open to PtHA registered Solid Pintos of all ages and sexes.
 2. Solid Horses, ponies, miniatures or utility horses may not compete together in any Open Solid class. Failure to adhere to this rule will result in a fine to be levied against the show management.
- B. Solid Pintos will be eligible to earn Register Of Merit and Register of Excellence awards, and all other Open awards as outlined in the current rules.
- C. Solid Pintos may not show with Color Registry animals in any classes except group classes (i.e. Get of Sire, Produce of Dam).
- D. Pintos originally registered as Solid and now qualifying under the current Color Registry requirements must be reclassified and are no longer eligible to be shown in Solid classes.

T2. Performance Classes

- A. Western Pleasure and English Pleasure (Hunter & Saddle Seats) are the standard performance classes for this registry. Other classes may be offered at the option of the Show Committee.
- B. Classes shall be judged under regular PtHA rules and will receive PtHA points.
- C. Ideal Pinto Solid classes may be held. These classes are to be judged sixty-five (65) percent on performance and manners and thirty-five (35) percent on conformation.

U. LONG EAR CLASSES

U1. General

In all classes, Mules 50" and above may show together, Donkeys 38" and above may show together, Mules 50" and under and Donkeys 38" and under may show together. Mules 50" and above and Donkeys 38" and above are not allowed to show in the same class, unless otherwise specified in class rules.

U2. Long Ear Halter Classes

1. Animals may show in one point-earning Halter class only per division (Open, Amateur, or Youth division) per show, excluding Halter Championship and Reserve Championship judging.
2. Age groups of the same sex may be combined when there are insufficient entries, with points awarded to the appropriate ribbon winners.
3. Mules
 - A. Mule Halter Classes may be offered as All Types classes or may be broken down by registration types:
 1. Saddle Mule/Hinny
 2. Draft Mule/Hinny
 - B. Classes by type or as all types may be divided as follows:
 1. Johns
 - a. Suckling and Weanling Johns
 - b. Yearling Johns
 - c. Two Year Old Johns
 - d. Champion and Reserve Champion Junior Johns
 - e. Three Year Old Johns
 - f. Four Year Old Johns
 - g. Five Year Old Johns
 - h. Six Year Old and Older Johns
 - i. Champion and Reserve Champion Senior Johns

2. Mollies
 - a. Suckling and Weanling Mollies
 - b. Yearling Mollies
 - c. Two Year Old Mollies
 - d. Champion and Reserve Champion Junior Mollies
 - e. Three Year Old Mollies
 - f. Four Year Old Mollies
 - g. Five Year Old Mollies
 - h. Six Year Old and Older Mollies
 - i. Champion and Reserve Champion Senior Mollies
 4. Donkeys
 - A. Donkey Halter Classes may be offered as All Types classes or may be broken down by registration types:
 1. Small Standard Donkey
 2. Standard Donkey
 3. Large Standard Donkey
 4. Mammoth Jackstock
 - B. Classes by type or as all types may be divided as follows:
 1. Jacks
 - a. Suckling and Weanling Jacks
 - b. Yearling Jacks
 - c. Two Year Old Jacks
 - d. Champion and Reserve Champion Junior Jacks
 - e. Three Year Old Jacks
 - f. Four Year Old Jacks
 - g. Five Year Old Jacks
 - h. Six Year Old and Older Jacks
 - i. Champion and Reserve Champion Senior Jacks
 2. Jennets
 - a. Suckling and Weanling Jennets
 - b. Yearling Jennets
 - c. Two Year Old Jennets
 - d. Champion and Reserve Champion Junior Jennets
 - e. Three Year Old Jennets
 - f. Four Year Old Jennets
 - g. Five Year Old Jennets
 - h. Six Year Old and Older Jennets
 - i. Champion and Reserve Champion Senior Jennets
 3. Geldings
 - a. Yearling and Under Geldings
 - b. Two Year Old Geldings
 - c. Champion and Reserve Champion Junior Geldings
 - d. Three Year Old Geldings
 - e. Four Year Old Geldings
 - f. Five Year Old Geldings
 - g. Six Year Old and Older Geldings
 - h. Champion and Reserve Champion Senior Geldings
5. Miniature Long Ear
 - A. Miniature Long Ear Division classes may be combined as All Types or may be divided by type as follows:
 1. Miniature Donkey
 2. B-Miniature Donkey
 3. Miniature Mule
 4. B-Miniature Mule
 - B. Miniature Long Ear Halter classes may be divided by age in the same divisions as the Mule and/or Donkey sections
6. Champion and Reserve Champion classes may be grouped by type, sex, or age. When grouped by age, Junior Champion must be two years and under and Senior Champion must be three years and older.

U3. Long Ear Western Performance Classes

- A. Attire & Appointments, See Rule K1-3. Exception- Any age Mule or Donkey may be shown in a legal snaffle bit, bosal, or

hackamore in any Western Performance class. See Rule K5 for rules for legal bits, bosals and hackamores. Roached manes are acceptable.

1. In all Western classes, Junior & Senior Donkeys may be exhibited in a legal snaffle bit, hackamore, bosal or curb bit. Exhibitors may ride either one-handed or two-handed on a Donkey wearing a curb bit.

2. In Western classes denoted as Green I.e. Green Western Pleasure Mules, a Mule may be exhibited in a legal snaffle bit, hackamore, bosal or curb bit. Exhibitors may ride either one-handed or two-handed on a Mule wearing a curb bit.

B. Western Gaits. See Rule K4.

C. Western Pleasure. See Rule K6

D. Reining - Mules. See Rule K8

E. Reining - Donkey - must use Donkey Reining Pattern

F. Western Riding. See Rule K9

G. Ranch Classes. See Rule R, with the exception: Long Ear entries may crossover to Western and English performance classes.

H. Disciplined Rail Western. See Rule K10

I. Ideal Pinto Western

Judged sixty-five (65) percent on performance and manners and thirty-five (35) percent on conformation. See Rule K11 for further rules.

J. Trail and Trail In Hand. See Rule L

K. Cattle Working Classes (Mule only). See Rule M1-M9

U4. Long Ear English Performance Classes

A. Hunter Seat Attire & Appointments. Roached manes are acceptable. See Rule N1

B. Hunter Seat English Pleasure. See Rule N2

C. Hunter Under Saddle. See Rule N3

D. English Trail. See Rule N4/L

E. Saddle Seat Appointments. See Rule N5

F. Saddle Seat English Pleasure. See Rule N6

G. Two Year Old English Performance. See Rule N10

H. Disciplined Rail English. See Rule N11

I. Ideal Pinto English

Judged sixty-five (65) percent on performance and manners and thirty-five (35) percent on conformation. See Rule N12 for further rules.

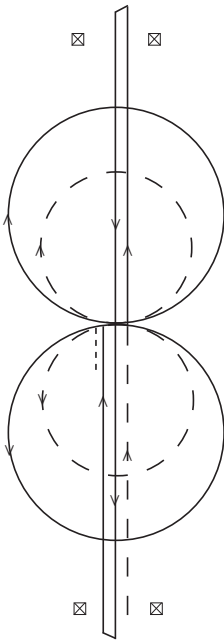
U5. Long Ear Hunters, Jumpers and Jumping-In-Hand Classes

A. Miniature Jumping & Hunters-In-Hand. See Rule Q1

B. Jumping. See Rule Q2

C. Hunter Over Fences. See Rule Q3

D. Hunter Hack. See Rule Q4



Donkey Reining Pattern

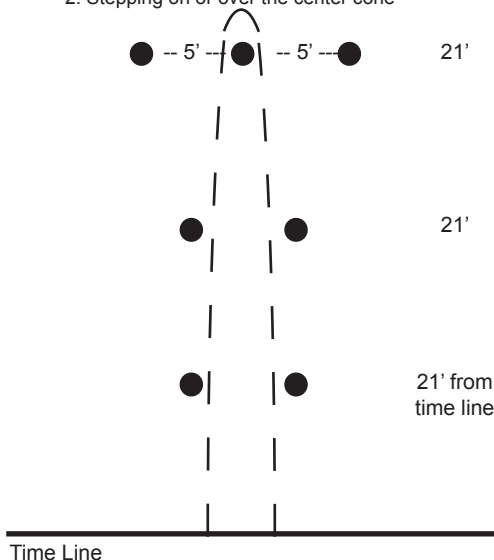
1. Starting at designated cone, trot to center of arena and then trot a small Figure 8 pattern.
2. At center of arena, lope on the right lead to the right in a large circle.
3. At center of arena, show a change of lead and lope in a large circle to the left.
4. At center of arena, show a change of lead and lope between and past cones at far end of arena. Stop.
5. Turn on haunches to left and lope between and past cones at near end of arena. Stop.
6. Turn on haunches to the right and lope to center of arena. Stop.
7. Back (straight) at least 10 ft.
8. Walk to judge and stop for inspection (if requested), exit at a trot.

U6. Long Ear Gymkhana Classes

- A. General Regulations. See Rule O1
- B. Attire & Appointments. See Rule O2
- C. Cloverleaf Barrel Competition. See Rule O3
- D. Flag Race Competition. See Rule O4
- E. Pole Bending Competition. See Rule O5
- F. Keyhole Competition. See Rule O6
- G. Stake Race Competition. See Rule O7
- H. Miniature Long Ear Vehicle Competition. See Rule O8
- I. Pylon Alley
 1. Pattern
 - a. The course is marked as shown, with the first cones twenty-one feet (21') from timer line, five feet (5') wide. Twenty-one feet (21') between the side cones and the end cones. Five feet (5') between each of the end cones. Center cone should be in the center of the alley.
 - b. Forty-five feet (45') running start before the timeline.
 2. Judging
 - a. Time starts as nose crosses timeline
 - b. Time stops when noses crosses timeline.

c. Disqualifications

1. Knocking over any cone
2. Stepping on or over the center cone



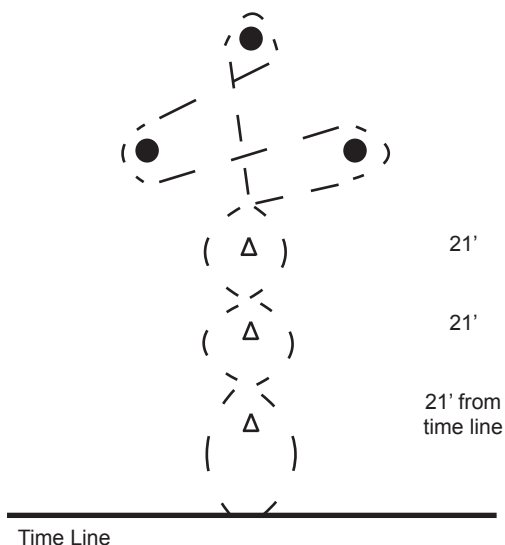
J. Cones and Barrels

1. Pattern

- a. Three cones Twenty-one feet (21') apart, starting twenty-one feet (21') from timeline.
- b. Standard barrel pattern set twenty-one feet (21') from last cone.
- c. Starting on either side of the cone, ride a serpentine through the cones, then run the standard barrel pattern, finally, serpentine back through the cones, the opposite way when finishing pattern.

2. Judging

- a. Knocking over cone or barrel is a five (5) second penalty.
- b. Disqualifications
 1. Missing any obstacle on the pattern
 2. Loss of forward motion
 3. Running pattern in wrong order
 4. Not riding serpentine the opposite way on return of pattern.



U7. Long Ear Driving Classes

A. General Regulations & Appointments. See Rule P1

B. Pleasure Driving. Single or Team. See Rule P2

C. Ideal Pinto Driving

Judged sixty-five (65) percent on performance and manners and thirty-five (35) percent on conformation. See Rule P6 for further rules.

D. Obstacle Driving. Single or Team. See Rule P9

E. Disciplined Rail Driving. See Rule P10

F. Drive & Ride

1. General

This class is to be shown in two sections. Driving and Riding.

a. To be shown first in harness in an appropriate two or four-wheel pleasure driving vehicle.

b. Exhibitor will carry a saddle (English or Western) and bridle. A halter and halter shank may also be carried to be used during the tacking up period.

c. The animal is to be ridden and driven by the same person.

2. Class Performance

a. Driving - Shown both ways of the arena at a walk, normal trot and strong trot. Stand quietly and rein back.

b. Tacking - On signal, exhibitor will un-harness and tack up. Once all exhibitors are mounted, the grooms will remove the vehicles from the arena.

c. Under Saddle - Shown both ways of the arena at a walk, trot and canter. To stand quietly and rein back.

3. Judging Considerations:

a. Judged 50% on Driving

b. Judged 50% on under saddle.

4. Unharnessing and Saddling

a. One (1) groom is allowed to assist the exhibitor un-harness and tack up.

b. Grooms are to be appropriately attired. Refer to Rule G8.

c. Grooms shall wait at the gate until the announcer/ring steward indicates that the judges have directed the grooms to enter the ring.

d. Grooms are to walk to the Exhibitor and wait until the announcement is made to start. The exhibitor shall remain in the vehicle until the announcer calls for unharnessing to begin.

e. Vehicle is to be removed from the animal prior to the removal of the bridle or reins. Failure to do so will result in immediate disqualification.

f. Back number must be placed on the saddle, from the vehicle.

g. Time limit for unharnessing and tacking up will be five (5) minutes.

G. Heritage Driving/Antique Vehicle

1. Judging Considerations

a. Judged 50% on performance,

b. Judged 20% on apparel of driver and appointments

c. Judged 15% on vehicle

d. Judged 15% on harness.

2. Apparel - The required costumes should be dated according to the vintage of the vehicle, i.e. formal with a formal carriage and sporting with a sporting vehicle.

3. Attire - The driver must wear a hat, gloves, lap robe or apron and carry a whip at all times.

4. Vehicle - The antique type vehicles should be sound and safe for driving, the wheels and spokes tight. The mules and donkeys should be suitable to the vehicle and there should be a pleasing balance between the two.

5. Harness - The harness should be in good repair, clean and fit properly. All metal furnishings should match, be secure, and polished.

U8. Long Ear Other Performance Classes

A. Costume. See Rule S1

B. Dressage. See Rule S2

C. Green Classes. See Rule S3

D. Longe Line, Yearling. See Rule S4, except walk/trot or jog are the only required gaits.

E. Parade Horse. See Rule S5

F. Show Hack. See Rule S7

G. Ladies Side Saddle. See Rule S8

H. Western Dressage. See Rule S9

I. CHAPS (Challenged Horseman and Pintos Competition). See Rule S10

J. Snigging (Log Dragging)

A judged class consisting of a mule or donkey dragging a log between a series of obstacles. Classes can be for singles or pairs.

1. Judging Considerations:

a. Hooking and unhooking is a part of the judging.

b. Driver must hold onto reins while hooking and unhooking.

b. No assistance will be allowed.

c. Drivers are allowed to encourage animal with voice commands or slapping of reins (but not excessively). No whips or use of ends of reins allowed.

d. Driver may drive from either side, change sides or ride on top of log as necessary.

e. Tennis balls must be used on top of cones to indicate penalties.

f. Snigging is not a timed event.

2. Scoring

a. Each obstacle should receive an obstacle score and is subject to a penalty. Each obstacle should be scored on the following basis, ranging from plus 1-1/2 to minus 1-1/2/;

-1-1/2 extremely poor, -1 very poor, -1/2 poor, 0 correct, +1/2 good, +1 very good, +1-1/2 excellent. Obstacle scores are to be determined and assessed independently of penalty points. 70 is an average score.

b. Penalties should be assessed per occurrence as follows:

1. One (1) Point Penalty – Knocking tennis ball off of cone without displacing cone.
2. Three (3) Point Penalty – Displacing cone or pole by animal, driver or log.
3. Five (5) Point Penalty – Refusal to back up for hitching.
4. Disqualifications
 - a. Failure to follow pattern
 - b. Three (3) refusals to back for hitching
 - c. Fall of driver or Mule/Donkey to the ground
 - d. Not holding onto reins while hooking and unhooking
 - e. Any assistance
 - f. Use of whip
 - g. Excessive use of end of reins

3. Course Set Up:

- a. Weaving Cones - Miniatures 12 feet, all others - 13 to 17 feet is suggested.
- b. Between parallel obstacles (logs) is tree width plus 16 inches.
- c. End lines or side lines - minimum of 13 feet.
- d. The course must be set so the contestant can return the log to its original position, turned in the correct direction for the next contestant.

4. Show management provides:

- a. Logs - proportionate in length and weight to the majority of animals to be shown in class. For a mixed class, one average sized log can be used for all.
- b. Log Sizes (suggested)

(Diameter measurement taken at large end):

1. Miniature Mules/Donkey: 8 foot log, 3 inches diameter.
 2. Standard/Large Standard/Donkeys or Mules under 14 hands: 8 foot 4 inch log, 4 inch diameter
 3. Mammoth Donkeys or Saddle Mules over 14 hands: 8 foot log, 6 inch diameter
 4. Draft Mules: 8 foot log, 8 inch diameter
- c. Chain loop: each log will be wrapped with a piece of chain to make a loop not to exceed 24 inches for a single tree (double tree) to be hooked. Chain extends from the sides of log (V shaped) in such a manner that the log will not turn.
- d. Single tree (double tree) with hooks and connector for log, per the following sizes:
1. Single tree for Miniatures: 18 inches, all Donkey and Mule classes: 32 inches.
 2. Double tree for all sizes: 36 inches

K. Coon Jump

A. Exhibitors: The Coon Jump is open to all ages of exhibitors Youth exhibitor must have a responsible adult in the arena during the class, however, any assistance from the adult will cause disqualification of entry.

B. Attire: Western attire or apparel worn by an actual coon hunter is appropriate. Tennis shoes are not permitted. Hat or cap is required.

C. Equipment:

1. Freestanding jump

2. Single horizontal crossbar, freely sliding which will be supported by wooden dowels no more than 1/4" in diameter which will break and drop the crossbar if the animal fails to make the jump.
 3. Horizontal width of the jump minimum of 8' feet
 4. Holes for dowel pins can be at one (1) inch or two (2) inch increments
 5. Bottom hole thirty (30) inches inches from the ground
 6. Top hole at a minimum of seventy-two (72) inches
- D. Class Division: separate or combined
1. Donkeys
 - a. up to thirty-eight (38) inches
 - b. thirty-eight (38) inches to fifty-four (54) inches
 - c. fifty-four (54) inches and up
 2. Mule Division
 - a. Up to fifty (50) inches
 - b. fifty (50) inches and up
- F. Size of Box
1. Animals in the small height class will jump from inside a ten (10) feet marked box.
 2. Animals in the larger height classes will jump from inside a twelve (12) feet marked box.
- G. Size of Initial Jump:
1. Determined by the chest height of the smallest animal in the class.
 2. Initial jump must be cleared to qualify for placing.
- H. Timing: Each jumping attempt is to be timed by a stopwatch. Time starts when the first hoof touches the ground in the box.
- I. Stop before Jumping: The animal must stop after entering the marked box area before jumping.
- J. Attempts: Three (3) attempts may be made at each height in a maximum of 90 seconds. Time is stopped only to replace pins. Pins should be checked between jumps. Attempts will be considered:
1. If animal steps out of box
 2. If animal breaks pin or pins
 3. If animal pushes jumps more than two (2) inches
- K. Handler: Handler may stand to either side of box, but must hold reins or lead rope in hands at all times. Failure to do so is a disqualification. Handler is not to hold or touch the jump in any way, except for placing blanket or cover before animal begins attempt.
- L. Covering Jump: A blanket or cover may be used over the jump.
- M. Abuse: No physical abuse or force of the animal will be allowed.
- N. Ties: Should two (2) or more long ears tie for the height, the animal which clears the jump in a single attempt will be the winner, regardless of time. If both animals clear the jump on the same attempt (first, second or third), the animal with the shortest time will be the winner. If none of the animals have jumped a particular height, then the jump will be lowered until one (1) or more jumps.

U9. Donkey Training Level, 5 & under

Open to donkeys which have accumulated less than 100 ROM points as of January 1 of the current year. If a donkey is considered eligible January 1, it may continue to be shown in the Training Level classes for the calendar year regardless of points earned.

- A. Any performance class listed for Donkeys may be specified as a Training Level class, limited to Walk/Trot.

- B. Donkeys that show in this division cannot show in any class that lope or canters at the same show. They may show in classes such as showmanship, halter, driving that do not require a lope or canter at the same show.
- C. Tack and attire to be the same as Donkey rules.
- D. Donkey Training Level Hunter Hack-fences to be set at 12 inches, distance to remain the same, course to be ridden at trot only.

U10. Long Ear Youth and Amateur Only Classes

- A. Showmanship at Halter. See Rule V1
- B. Equitation, Reinsmanship, Mulemanship & Donkeymanship General Rules. See Rule V2
- C. Mulemanship & Donkeymanship. See Rule V3
- D. Hunt Seat Equitation, Hunt Seat Equitation Over Fences. See Rule V4
- E. Saddle Seat Equitation. See Rule V5
- F. Bareback Western Mulemanship/Donkeymanship. See Rule V6
- G. Bareback Hunt Seat Equitation. See Rule V7
- H. Bareback Saddle Seat Equitation. See Rule V8
- I. Reinsmanship (Driving Equitation) See Rule V9

U11. Mule Draft Division Classes

Any class designated with an asterisk (*) could also be offered as a youth class.

- A. General Draft Division Rules
 1. This division is designed for Draft Mules in harness. Mules must be safely and securely harnessed while competing in driving events. Two people are allowed in the vehicle when two or more animals are being driven or when the exhibitor is a youth. Once the vehicle has stopped, headers will be allowed in all classes, mandatory for youth classes.
 2. Each team of two or more mules will be assigned a competition number for that team as a unit.
 3. Attire: Drivers should be dressed conservatively and with respect to the vehicle being driven. Period costumes are acceptable if they are in good taste. T-shirts, tank tops, shorts, etc are not allowed. Lap robes/aprons are encouraged, but not required. Drivers must wear appropriate footwear. A hat of choice is required. Gloves are encouraged, but not required.
 4. Multiple Hitches Driving classes
 - a. Classes may include the Unicorn Hitch, Four Mule Hitch, Six Mule Hitch and Eight Mule Hitch.
 1. Class Routine: To be shown at a Walk and Trot both ways of the arena.
 2. Drivers will be required to reinback. The lead mule(s) should not be "dragged" backwards by the wheel and/or swing teams.
 3. Entries may be asked to halt/stop at any time during the class.
 4. Reversed across the diagonal length of the arena.
 - b. Judging Considerations:
 1. Judged on overall performance of the hitch, with all mules worked collaboratively and effectively. Mules should show cooperation unity under harness, quality gaits, alert expressions, smooth transitions and good manners. Mules should show an ability to work as a unit with evenness of tugs.
 2. Judged 70% on performance, manners and way of going
 3. Judged 20% on condition and fit of harness and vehicle
 4. Judged 10% on neatness of turnout.
- B. Draft mules at Halter – 5 years old and younger
- C. Draft mules at Halter – 6 years old and older

- D. Draft Matched Pair at Halter (not eligible for Grand/Reserve Champion)
- E. Pleasure Driving – single hitch* or team*
- F. Reinsmanship – single hitch* or team* (Youth & Amateur only)
- G. Unicorn Hitch
- H. Four-mule Hitch
- I. Six-mule Hitch
- J. Eight-mule Hitch
- K. Obstacle Driving – single hitch* or team*
- L. Log skidding – single hitch or team

This is a judged event consisting of a mule/team dragging a log between a series of obstacles. Classes can be established for singles or pairs.

1. Class Routine:

- a. Each entry will enter the arena individually.
- b. The driver may be assisted in hooking to the log.
- c. No outside assistance is allowed during course.
- d. Points are assigned for a smooth, clean, efficient run; the responsiveness and manners of the mule(s) and the driving ability of the driver.
- e. An entry with major faults shall not place above an entry that worked through the obstacles without penalty.
- f. Upon return to the start/finish line, the driver may be assisted in unhooking.

2. Course Set-Up: The course shall be determined by the judge and/or show management.

- a. Serpentine of at least six cones spaced a minimum of 15 feet apart.
- b. Parallel obstacle - minimum width between the rails should be single/double-tree width plus 16 inches.
- b. Side or end lines a minimum of 15 feet - parallel to the line of cones for the serpentine.

3. Show management shall provide:

- a. Logs proportionate in length and weight to the majority of the animals to be shown. A log 8 feet long and 8 inches in diameter is suggested.
- b. Chain loop: Each log will be wrapped with a piece of chain to make a loop not to exceed 24 inches to which a single/double-tree can be hooked. The chain should extend from the sides of the log, V-shaped, in such a manner that the log will not turn.
- c. Single/double-tree(s) with hooks and connector for the log.

4. Judging Considerations

- a. Hooking and unhooking is a part of the judging.
- b. Driver or assistant must hold onto reins while hooking and unhooking.
- c. No assistance will be allowed during course.
- d. Drivers are allowed to encourage animal with voice commands or slapping of reins (but not excessively).
- e. No whips or use of ends of reins allowed.
- f. Driver may drive from either side, change sides or ride on top of log as necessary.
- g. Tennis balls must be used on top of cones to indicate penalties.

2. Scoring

- a. Each obstacle should receive an obstacle score and is subject to a penalty. Each obstacle should be scored on the following basis, ranging from plus 1-1/2 to minus 1-1/2; -1-1/2 extremely poor, -1 very poor, -1/2 poor, 0 correct, +1/2 good, + 1 very good, +1-1/2 excellent. Obstacle scores are to be determined and assessed independently of penalty points. 70 is an average score.

- b. Penalties should be assessed per occurrence as follows:

1. One (1) Point Penalty – Knocking tennis ball off of cone without displacing cone.
2. Three (3) Point Penalty – Displacing cone or pole by animal, driver or log.
3. Five (5) Point Penalty – Refusal to back up for hitching.
4. Disqualifications
 - a. Failure to follow pattern
 - b. Three (3) refusals to back for hitching
 - c. Fall of driver or Mule to the ground
 - d. Not holding onto reins while hooking and unhooking
 - e. Any assistance on course
 - f. Use of whip
 - g. Excessive use of end of reins

M. Heritage Driving/Antique Vehicle - See U7.G.

N. Parade Hitch

Highlights the use of the Draft Mule as an appropriate harness animal for parades. All entries should be in good taste and promote crowd appeal. Manners are of utmost importance.

1. Class Routine:
 - a. To be shown at the Walk both ways of the arena.
 - b. Reverse along the diagonal length of the arena at the direction of the ring steward.
 - c. Entries may be asked to halt/stop multiple times.
2. Judging Considerations:
 - a. Judged 50% on performance, attentiveness and manners
 - b. Judged 20% on apparel of driver/assistants and personal appointments
 - c. Judged 15% on vehicle and harness
 - d. Judged 15% on overall balance and appearance.
 - e. When asked to Halt/Stop, the mule(s) should stand quietly and calmly, ready to respond to the direction of the driver immediately.

O. Farm Team Race

Simulates the use of Draft Mules for farm and ranch work. It is a timed and judged event. In addition to the driver, an assistant or swamper is allowed.

1. Class Routine:
 - a. The entries may compete individually or two at a time, with identical courses set up side-by-side. The driver will be on a forecart. Hooking to the sled may be part of the competition or may be done prior to the entry crossing the start/finish line, determined by show management/judges.
 - b. On a signal, the entry will cross the start/finish line. The driver must follow the course. The swamper must remain on the sled until it comes to a complete stop.
 - c. The driver will proceed to the first obstacle. The swamper will negotiate the obstacle. This may include:
 1. Opening a gate, allowing the driver and sled to pass through, then closing the gate
 2. Loading objects from a pallet to the sled
 3. Unload objects from the sled to a pallet
 4. Hooking/unhooking the sled to the forecart
 - d. Once the course is completed, the driver must cross back across the start/finish line.
 - e. Time begins and ends when the neck yoke of the team passes the start/finish line. The course shall be determined at the discretion of the judge and/or show management.
 - f. A copy of the course shall be posted prior to the start of the class.

- g. Drivers and swampers may walk the course as a group prior to the start of the class. No animals are allowed on the course prior to the start of competition. When walking the course, drivers and swampers are not to alter, change or otherwise disturb the course.
2. Judging Considerations:
- a. The fastest overall time wins. Raw time on the course to be changed by time penalties assessed per occurrence.
 - b. If equipment provided by show management fails and the run cannot be completed, the exhibitor will be granted a re-run.
 - c. 30 second penalties
 1. Each cantering occurrence of more than three strides by either mule
 2. If the swamper departs the sled before it comes to a full stop
 3. If the swamper is not on the sled before it departs from a full stop
 4. If an object is broken, damaged or otherwise unusable
 5. If the driver, swamper or an object falls off
 - d. 15 second penalty
 1. If cones, pallets or other set portions of the course are disturbed
 - e. 10 second penalty
 1. Each time an object is not placed completely on the pallet.
 - f. Disqualification
 1. Off course
- P. Farm Team Driving
- Highlights the everyday work use of Draft Mules. Any type of working farm equipment, including two or four wheeled wagons are allowed. Vehicles may have wood wheels, steel wheels or rubber tires. Vehicles may also include home-built or training type equipment. Emphasis is on working tack and equipment. No Buxton bits, show harness, scotch top collars or 5th wheel wagons are allowed.
1. Class Routine:
 - a. To be shown at the walk both ways of the arena.
 - b. May be asked to trot at the judge's discretion if appropriate for entries.
 - c. May be asked to reinback.
 - d. Reverse will be done along the diagonal length of the arena.
 - e. At the judge's discretion, individual work may be requested which might be required while working with the specific equipment, such as swinging the team to one or both sides or engaging the equipment.
 - f. Equipment to be used in the class must be cleared through show management prior to the start of class for safety and arena condition considerations.
 - g. Appropriate attire suitable to the vehicle/equipment is encouraged.
 2. Judging Considerations:
 - a. Should stand quietly and show an ability to work as a unit with evenness of tugs.
 - b. To be judged on performance and handiness and suitability of the vehicle/equipment, with an emphasis on responsiveness to driver and manners.

V. YOUTH and AMATEUR CLASSES

V1. Showmanship at Halter

A. General Regulations and Requirements

1. The showmanship at Halter class is designed to evaluate the exhibitor's ability to execute, in concert with their horse, a set of maneuvers prescribed by the judge with precision and smoothness while exhibiting poise and confidence and maintaining a balanced, functional and fundamentally correct body position.
2. Showmanship Patterns must be posted publicly a minimum of one-half hour (1/2 hour), and preferably at least one (1) hour, prior to the class.
3. Exhibitors are only allowed to exhibit one (1) Pinto in each Showmanship class.

B. Exhibitor Eligibility

Exhibitors may enter any showmanship class available at show, based on the following eligibility requirements.

1. Novice - requires a current year Novice endorsement on the Youth or Amateurs card
2. Walk/Trot - exhibitor is only showing in Youth or AM Walk/Trot classes for the calendar year
3. AM or YA - exhibitor is showing in the regular amateur or youth division (horse/pony/mini) and is not eligible to compete in the W/T division.

C. Appearance

1. Attire and tack should be clean, well-fitting and in good repair. A workmanlike appearance should be presented. Attire should reflect the use of the Pinto and should be consistent with the tack used on the Pinto.
2. A hat is required in all classes.
3. Spurs are prohibited in all Showmanship classes.

D. Grooming And Fitting Of Animal

1. The Pinto should be prepared as if showing in a Halter class for its conformation type.
2. The Pinto should be in good condition; the hair coat should be well-brushed, the mane and tail should be clean and free of tangles.
3. The feet should be properly trimmed; and if shod, the shoes should fit the animal properly and be securely and neatly fastened.

E. Presentation Of Animal

1. The exhibitor must lead on the horse's left side holding the lead shank in the right hand near the halter with the tail of the lead held in the left hand. Exhibitor should not hold on to the chainportion of the lead shank. The excess lead should never be tightly coiled or drag the ground, but should be folded loosely coiled. When exhibiting horses in showmanship, when a chain is used, the chain portion of the lead shank shall be under the chin or over the nose of the horse with preference being under the chin and snapped to the off side of the halter. Exhibitors shall not be allowed to have the chain portion in or through the horse's mouth in any manner. Leading, backing, turning and initiating the set up should be performed from the left side of the horse. The exhibitor should never stand directly in front of their horse.
2. The stop should be straight, smooth and responsive with the horse's body remaining straight.
3. The exhibitor should face the horse when backing. The horse should back up readily with the head, neck and body aligned in a straight or curved line as instructed.
4. When executing a turn to the right the exhibitor should face the horse and move the horse away from them. On turns of

90 degrees or greater the horse should pivot on the right or left hind leg while stepping across with the front legs. Pull turns are not allowed.

5. The horse should set up quickly with the hooves squarely underneath the body. The exhibitor does not have to reset a horse that stops square. The exhibitor should stand angled toward the horse, use only the lead shank to achieve the set up and never leave the horse's head. The exhibitor should never stand directly in front of their horse, touch the horse with their hands or feet, or visibly cue the horse by pointing their feet at the horse's hooves during set up. The exhibitor is required to use the Quarter Method when presenting their horse. The exhibitor should maintain a position that is safe for themselves and the judge. The position of the exhibitor should not obstruct the judge's view of the horse and allow the exhibitor to maintain awareness of the judge's position at all times. When moving around the horse the exhibitor should change sides in front of the horse and assume the same position on the right side of the horse that they had on the left side.

6. The exhibitor should quickly recognize and quietly correct faults made by the Pinto or the exhibitor.

F. Class Procedures

1. The judge may ask exhibitors to enter the ring and then work individual or work their patterns starting from the gate.
2. The following maneuvers are considered acceptable:
 - a. Lead the horse at a walk and trot.
 - b. Stops.
 - c. Turns of 90 (1/4), 180 (1/2), 270 (3/4), 360 (full turn) degrees or any combination or multiple of these turns. Pull turns are not an allowable maneuver.
 - d. Back in a straight or curved line.
3. The judge must have each exhibitor set the horse up squarely for inspection during the class.

G. Western Showmanship

1. Pintos shall be shown in a halter with lead shank. Leather equipment is suggested and preferred over other materials. Silver is optional.
2. Whips or crops are prohibited.
3. Pintos used in a Western Showmanship class shall stand according to its conformation type regulations.
 - a. A judge may ask a Showmanship exhibitor to square up his/her Pinto for individual inspection.
 - b. A Pinto posed in any other manner shall be marked down.
4. In Western Showmanship, any type of Pinto may be braided or banded.
5. Suitable Western attire shall be worn (see Rule K2).

H. English Showmanship

1. Pintos shall be shown in a plain leather halter with lead shank, show bridle with lead shank, a snaffle bridle or curb bit. In all cases, leather equipment is suggested and preferred over other materials. Decorative silver bridles and silver halters are prohibited.
2. Whips or crops are optional, and must be suitable for the type of Pinto exhibited. A whip shall not be used as a substitute for proper training. Exhibitors shall be penalized for actions with a whip that disturb any other exhibitor.
3. Suitable English attire shall be worn (see Rules N1 & N5) and shall match the type presented, i.e. Hunter Seat or Saddle Seat)

4. Pintos used in an English Showmanship class must be shown according to its conformation type regulations.
 5. In English Showmanship, any type of Pinto may be braided.
- I. SCORING. The scoring will be on the basis of 0-infinity, with 70 denoting an average performance. The individual maneuvers are scored in 1/2 point increments from a low of -3 extremely poor, -2 very poor, -1 poor, 0 average or correct, +1 good, +2 very good, +3 excellent, with a score of 0 denoting a maneuver that is correct with no degree of difficulty. A final score of 0 to +5 will be given for overall form and effectiveness at the completion of each run. The judge will determine the appropriate classification of a fault based on the degree and/or frequency of the infraction.
1. Three (3) point penalties (minor):
 - a. Break of gait at a walk or trot for up to two strides
 - b. Over or under turning up to 1/8 of a turn
 - c. Ticking or hitting cone
 - d. Sliding a pivot foot
 - e. Lifting a pivot foot during a pivot and replacing it in the same place.
 - f. Lifting a foot and replacing it in the same place after presentation.
 2. Five (5) point penalties (major) include:
 - a. Not performing the gait, maneuver or not stopping within ten (10) feet of designated area
 - b. Break of gait at walk or trot for more than 2 strides
 - c. Splitting the cone (cone between the horse and handler)
 - d. Horse stepping out of set-up after presentation
 - e. Horse stepping out of or moving the hind end significantly during a pivot or turn
 - f. Over or under turning 1/8 to 1/4 of turn
 - g. Horse resting a foot or hipshot in a setup
 3. Ten (10) point penalties (severe) (avoid disqualification but should be placed below the exhibitors that do not incur a severe fault) include:
 - a. Exhibitor is not in the required position during inspection
 - b. Exhibitor touching the horse or kicking or pointing their feet at the horse's feet during the setup
 - c. Standing directly in front of the horse
 - d. Loss of lead shank, holding chain, or two hands on shank.
 - e. Severe disobedience to include but not limited to: biting, pawing, rearing, kicking out or continuously circling the exhibitor.
 - f. Horse stepping out of or moving the hind end significantly during a pivot or turn more than one time
- Disqualifications include (should not be placed):
1. Horse becomes detached from exhibitor
 2. Failure of exhibitor to wear correct number in a visible manner
 3. Willful abuse
 4. Excessive schooling or training; use of artificial aids
 5. Illegal equipment
 6. Loss of control or severe disobedience that endangers the exhibitor or others
 7. Knocking over the cone or going off pattern
 8. Never performing specific gait
 9. Over or under turning more than 1/4 of a turn of designated turn
 10. Lameness

V2. Equitation, Horsemanship, Reinsmanship, Mulemanship and Donkeymanship

A. General Regulations and Requirements

1. This division is divided into three (3) distinct sections – Western Horsemanship, Hunter Seat Equitation/Saddle Seat Equitation and Reinsmanship. In these classes, only the exhibitor is being judged. Pintos, attire, and equipment must be consistent with class specifications.
2. Any exhibitor not having his/her mount under sufficient control shall be dismissed from the ring and shall be disqualified from that class. In Hunter Seat Equitation Over Fences, the fall of Pinto or exhibitor shall eliminate a contender. In Western Horsemanship, Hunter Seat Equitation on the flat, Saddle Seat Equitation and Reinsmanship, the fall of Pinto or exhibitor shall not necessarily eliminate, but may be penalized at the judge's discretion.
3. No attendant shall be allowed in the ring except at the request of the judge.
4. Patterns, including a simple figure eight, shall be publicly posted at least thirty (30) minutes prior to class.
5. Pattern work may be worked first. If the pattern includes a walk, jog/trot, lope/canter, and a back, the call judge may elect not to work the class on the rail.
6. Junior horses shown in a bosal or snaffle bit must be ridden with two hands in Equitation and Horsemanship classes.
7. In Equitation, Horsemanship and Reinsmanship classes, individual patterns are not required if judge includes test in rail work.
8. An exhibitor may show only one (1) entry per class.
9. Hunter Seat and Saddle Seat Equitation classes may be combined at the discretion of the show committee.

V3. Western Horsemanship, Mulemanship, Donkeymanship

A. Tack and Attire

1. Attire and equipment shall be the same as in Western performance.
2. Clothing must be clean, workmanlike and neat.
3. The saddle must fit the exhibitor. It may be slick or swelled fork, have a high or low cantle, but must definitely be sized to the exhibitor.
4. Nothing that would prevent the stirrups from hanging freely shall be added to or deleted from a standard Western saddle.

B. Hands/Reins (See Rule K1, D & E)

1. In repose, arms are in a straight line with body, the one holding reins bent at elbow.
2. Only one (1) hand is to be used for reining and hands shall not be changed. (Exception: Junior Pintos shown in a bosal/hackamore or snaffle bit may be ridden with two hands.)
3. The position of the hand not used for reining is optional, but it should be kept free of Pinto and equipment and held in a relaxed manner, with the rider's body straight at all times.
4. Hands to be above horn and as near to it as possible.
5. Bracing against horn, coiled riata or rope will be penalized.

C. Basic position

1. The exhibitor should sit in the saddle in a balanced, relaxed manner, with legs hanging straight and slightly forward to the stirrups.
2. The stirrup should be just short enough to allow heels to be lower than toes.
3. Body always should appear comfortable, relaxed and flexible.

4. Feet should be placed in the stirrups with weight on ball of the foot. Consideration, however, should be given to the width of the stirrups, which vary on Western saddles. If stirrups are wide, the foot may have appearance of being “home” when, in reality, the weight is being properly carried on the ball of the foot.

D. Position in Motion

1. Exhibitor should sit the jog. No posting.
2. At the lope, he/she should be close to saddle.
3. All movements of the Pinto should be governed by the use of imperceptible aids.
4. The shifting of exhibitor’s weight is not desirable.

E. Class Routine

1. If pattern is not worked first, enter the ring at a walk or jog
2. To be judged at a flat-footed four beat walk, jog and lope both ways of the ring.
3. Pintos shall always be on the correct lead.
4. The order to reverse may be executed by turning either toward or away from the rail.
5. Due to difficulty of properly fitting the tack, exhibitors shall not be asked to change mounts.
6. Pintos shall be required to back in a straight line in all classes.

F. Additional Work

1. Exhibitors will perform not only the ring routine demanded of his/her, but also should be able to perform whatever additional tests from those listed below that the judge may deem advisable.
2. Tests may be performed either collectively or individually, but no other test may be used.
 - a. Individual performance on the rail.
 - b. Figure eight at a jog.
 - c. Lope and stop.
 - d. Figure eight at lope on correct lead, demonstrating simple change of lead. (This is a change whereby the Pinto is brought back into a walk or jog and restarted into a lope on the opposite lead.) One (1) figure eight demonstrates one (1) change of lead and is completed by closing up the last circle and stopping in the center of the eight.
 - e. Ride without stirrups.
 - f. Figure eight at lope on correct lead, demonstrating flying change of lead.
 - g. Change leads down center of ring, demonstrating simple change of lead.
 - h. Ride serpentine course, demonstrating flying change of lead at each change of direction.
 - i. Demonstrate sliding stop.
 - j. Execute 360° turns (spins).
 - k. Roll backs.

G. SCORING: The scoring will be on the basis of 0-infinity, with 70 denoting an average performance. The individual maneuvers are scored in 1/2 point increments from a low of -3 extremely poor, -2 very poor, -1 poor, 0 average or correct, +1 good, +2 very good, +3 excellent, with a score of 0 denoting a maneuver that is correct with no degree of difficulty. A final score of 0 to +5 will be given for overall form and effectiveness at the completion of each run.

The judge will determine the appropriate classification of a fault based on the degree and/or frequency of the infraction.

1. Three (3) point penalties (minor) include:
 - a. Tick or hit of cone.

- b. Over or under turn from 1/8 to 1/4 of the prescribed turn.
- c. Break of gait from a walk or jog/trot up to two strides.
- 2. Five (5) point penalties (major) include:
 - a. Incorrect lead or break of gait (except when correcting an incorrect lead) at the lope.
 - b. Not performing the specific gait or not stopping when called for in the pattern within 10 feet (3 meters) of the designated location.
 - c. Break of gait at walk or jog/trot for more than 2 strides.
 - d. Loss of stirrup.
 - e. Head carried too low and/or clearly behind the vertical while the horse is in motion, showing the appearance of intimidation.
 - f. Obviously looking down to check leads
 - g. Bottom of boot not touching pad of stirrup at all gaits including the backup.
- 3. Ten (10) point penalties (severe) (avoid disqualification but should be placed below other exhibitors that do not incur a severe fault) include:
 - a. Loss of rein.
 - b. Use of either hand to instill fear or praise while on pattern or during rail work.
 - c. Holding the saddle or saddle horn with either hand
 - d. Cueing with the end of the romal
 - e. Spurring in front of the cinch.
 - f. Blatant disobedience including kicking, pawing, bucking and rearing

Disqualifications include (should not be placed):

- 1. Failure of exhibitor to wear correct number in a visible manner
- 2. Willful abuse
- 3. Excessive schooling or training; use of artificial aids
- 4. Fall by horse or rider
- 5. Illegal use of hands on reins
- 6. Use of prohibited equipment
- 7. Going off pattern, including knocking over or wrong side of cone or marker; never performing designated gait, lead or diagonal; over or under turning more than 1/4 turn.
- 8. Lameness

V4. Hunt Seat Equitation, Hunt Seat Equitation Over Fences

A. Tack and Attire

- 1. Attire and equipment will be the same as in Hunt Seat.
- 2. Clothing must be clean, workmanlike and neat.
- 3. The saddle must fit the exhibitor.
- 4. A judge may penalize a Pinto with non-conventional types of bits or nose bands.
- 5. Boots or bandages are prohibited in all classes and martingales are prohibited in classes not to jump (flat classes).
- 6. Spurs must be of the unrowelled type.
- 7. Crops or bats are optional and must not exceed thirty (30) inches.

B. Hands/Reins

- 1. Hands should be over and in front on Pinto's withers, knuckles 30° inside the vertical.
- 2. Hands are slightly apart and making a straight line from Pinto's mouth to exhibitor's elbow.
- 3. Method of holding reins is optional, and the excess rein may fall on either side. However, all reins must be picked up at the same time.

C. Basic position

- 1. The eyes should be up and shoulders back.

2. Toes should be at an angle best suited to exhibitor's conformation; ankle flexed in, heels down, calf of leg in contact with Pinto and slightly behind girth.
3. Iron may be either on toe, ball of foot or "home".

D. Position in Motion

1. At the walk and slow trot, body should be vertical
2. Posting trot, body inclined forward
3. Canter, body is half way between the posting trot and the walk
4. Galloping and jumping, body is at the same inclination as the posting trot.

F. Class Routine

1. Exhibitors may be worked individually from the gate or they may all enter at once.
2. On command, reverse and repeat.
The order to reverse may be executed by turning either toward or away from the rail.
3. Exhibitors may be asked to work collectively without irons.
4. Light contact with Pinto's mouth is required.
5. When class is Over Fences, the performance begins when the Pinto enters the ring or is given the signal to proceed after entering the ring.
6. Minimum height of fences must be 2', with a maximum height of 3'.
7. Except for refusals, jumping faults of the Pinto are not to be considered unless it is the result of the exhibitors ability.
 - a. A refusal, loss of stirrup or trotting while on course when not part of a test constitute major faults and may be cause for elimination.
 - b. Each exhibitor may circle once if desired before approaching first jump.
 - c. He/she shall then proceed around course, keeping an even pace throughout.
 - d. Three (3) cumulative refusals will eliminate.
 - e. If a refusal occurs in a double or triple, exhibitor shall re-jump all elements of the combination.

G. Additional Work

1. Exhibitors will perform not only the ring routine demanded of his/her, but also should be able to perform whatever additional tests from those listed below that the judge may deem advisable.
2. All tests must be performed on the flat.
3. Tests may be performed either collectively or individually, but no other test may be used.
 - a. Back.
 - b. Hand gallop and halt.
 - c. Figure eight at canter on correct lead, demonstrating simple change of lead. (This is a change whereby the Pinto is brought back into a walk or trot and restarted into a canter on the opposite lead.) Figures to be commenced in center of two (2) circles so that one (1) change of lead is shown.
 - d. Disengage feet from irons. Ride without irons for a brief period of time. No more than one (1) minute at the trotting pace. Engage feet in irons.
 - e. Turns on the forehand.
 - f. Figure eight at canter on correct lead, demonstrating flying change of lead.
 - g. Execute serpentine at a trot and/or canter on correct lead, demonstrating simple or flying changes of lead.

- h. Change leads down center of ring, demonstrating a simple or flying change of lead.
 - i. Canter on counter lead. No more than eight (8) Pintos may counter canter at one time with the exception of PtHA managed shows.
 - j. Turns on the haunches.
- H. Scoring -The scoring will be on the basis of 0-infinity, with 70 denoting an average performance. The individual maneuvers are scored in 1/2 point increments from a low of -3 extremely poor, -2 very poor, -1 poor, 0 average or correct, +1 good, +2 very good, +3 excellent, with a score of 0 denoting a maneuver that is correct with no degree of difficulty. A final score of 0 to +5 will be given for overall form and effectiveness at the completion of each run.

The judge will determine the appropriate classification of a fault based on the degree and/or frequency of the infraction.

1. Three (3) point penalties (minor) include:
 - a. Break of gait at a walk or trot for up to two strides
 - b. Over or under turning up to 1/8 to 1/4 of the prescribed turn
 - c. Ticking or hitting cone
 - d. Missing a diagonal for one to two strides in the pattern or on the rail
2. Five (5) point penalties (major) include:
 - a. Not performing the gait or not stopping within 10 feet of designated area
 - b. Break of gait at walk or trot for more than 2 strides
 - c. Incorrect lead or break of gait (except when correcting an incorrect lead) at the canter
 - d. Complete loss of contact between rider's hand and the horse's mouth
 - e. Loss of iron
 - f. Head carried too low and/or clearly behind the vertical while the horse is in motion showing an appearance of intimidation
 - g. Obviously looking down for lead or to check diagonals
 - h. Missing a diagonal for more than two strides in the pattern on or the rail
3. Ten (10) point penalties (severe) (avoid disqualification but should be placed below other exhibitors that do not incur a severe fault) include:
 - a. Loss of rein
 - b. Use of either hand to instill fear or praise while on pattern or during rail work
 - c. Holding saddle with either hand
 - d. Spurring or use of crop in front of the girth
 - e. Blatant disobedience including kicking, pawing, bucking and rearing

Disqualifications include (should not be placed):

1. Failure of exhibitor to wear correct number in a visible manner
2. Inhumane treatment of the horse
3. Excessive schooling or training; use of artificial aids
4. Fall by horse or rider
5. Illegal use of hands on reins
6. Use of prohibited equipment
7. Going off pattern, including knocking over or wrong side of cone or marker; never performing designated gait, lead or diagonal; over or under turning more than 1/4 turn.
8. Lameness

V5. Saddle Seat Equitation

- A. Tack and Attire
 1. Attire and equipment shall be the same as in Saddle Seat Pleasure
 2. The saddle must fit the exhibitor.

3. Forward seat or Western saddles are prohibited.
 4. Martingales or tie-downs are prohibited.
 5. Clothing must be clean, workmanlike and neat.
 - a. Informal attire consists of conservative colored jackets with matching jodhpurs and derby or soft hat. Gloves are optional.
 - b. Formal attire consists of dark colored riding habit and accessories or dark tuxedo type jacket and jodhpurs to match with top hat and gloves. A colored formal jacket with black jodhpurs and derby or top hat and gloves is acceptable.
 - c. Day coats are not acceptable for either informal or formal attire in equitation.
 - d. Spurs of the unroweled type that are blunt and round.
 - e. A slightly flexible whip up to seventy-two inches (72") in length, including lash is optional.
- B. Hands/Reins
1. Hands should be held in an easy position, neither perpendicular nor horizontal to the saddle, and should show sympathy, adaptability and control.
 2. The height the hands are held above the Pinto's withers is a matter of how and where the Pinto carries its head.
 3. The method of holding the reins is optional, except that both hands shall be used and all reins must be picked up at one time.
 4. Bight of rein should be on the off side.
- C. Basic Position of Exhibitor
1. To obtain proper position, exhibitor should place him/herself comfortably in the saddle and find his/her center of gravity by sitting with a slight bend at the knees, but without use of irons. While in this position, adjust leather to fit.
 2. Irons should be placed under ball of foot (not toe nor "home"), with even pressure on entire width of sole and center of iron. Foot position should be natural (neither extremely in nor out).
- D. Position in Motion
1. At the walk, there should be slight motion in the saddle.
 2. At the trot, slight elevation in saddle posting; hips under body, not mechanical up-and-down, nor swinging forward and backward.
 3. At the canter, close seat and going with Pinto.
- E. Class Routine
1. If pattern is not worked first, enter ring, turning to right and proceeding in counter-clockwise direction.
 2. Class shall proceed at least once around ring at each gait and, on command, reverse and repeat. The order to reverse may be executed by turning either toward or away from the rail.
- F. Additional Work
1. Exhibitors should be able to perform not only the ring routine demanded, but also should be able to perform whatever additional test that the judge may deem advisable.
 2. Additional tests, as listed below, may be performed either collectively or individually, but no other test may be used.
 - a. Address reins.
 - b. Back up to eight (8) steps
 - c. Performance on rail.
 - d. Performance around ring.
 - e. Disengage feet from irons. Ride without irons for a brief period of time, no more than one (1) minute at a trotting pace. Engage feet in irons.

- f. Figure eight at trot, demonstrating change of diagonals. Unless specified, it may be started either facing the center or away from the center. If started facing the center, it must be commenced from a halt. At left diagonal, exhibitor should be sitting the saddle when left front leg is on the ground. At right diagonal, exhibitor should be sitting saddle when right front leg is on the ground. When circling clockwise, exhibitor should be on left diagonal. When circling counterclockwise, exhibitor should be on the right diagonal.
- g. Figure eight at canter on correct lead, demonstrating simple change of lead. (This is a change whereby the Pinto is brought back into a walk and restarted into a canter on the opposite lead.) Unless specified, it may be started either facing the center or away from the center. If started facing the center, it must be commenced from a halt. Figures commenced in center of two (2) circles so that one (1) lead change is shown.
- h. Execute a serpentine at a trot and/or canter on correct lead, demonstrating simple change of lead. A series of left and right half circles off-center of imaginary line where correct diagonal or lead must be shown.
- i. Change leads down center of ring or on the rail, demonstrating simple change of lead. Judge to specify exact lead changes to be executed as well as to specify the beginning lead.

G. Judging

1. Exhibitors to be judged on seat, hands, performance of Pinto. Appointments and suitability also to be considered.
2. The required Equitation seat should in no way be exaggerated, but be thoroughly efficient and most comfortable for riding the type of Pinto called for at any gait and for any length of time.
3. Exhibitors should convey the impression of effective and easy control. To show a Horse or Pony well, he/she should show to his/her best advantage.
4. Ring generalship shall be taken into consideration by the judge. Generalship should constitute ring presence, management, style and confidence.
5. Scoring refer to Rule U4.H.

V6. Bareback Western Horsemanship, Mulemanship, Donkeymanship

A. General Regulations and Requirements

1. The exhibitor is judged on his/her ability to ride and control a Pinto properly without the use of a saddle. The exhibitor must be able to display his/her knowledge of how to handle a Pinto properly through his/her riding ability.
2. The exhibitor must enter the arena wearing a western hat, long sleeved shirt, long pants and cowboy boots.
3. Chaps are prohibited.

B. Class Procedure

1. Exhibitors may be worked individually from the gate or they may all enter at once.
2. The class will be worked at a walk, jog-trot and lope, both directions of the ring, on a reasonable loose rein without undue restraint.
3. The class may be asked to extend normal gaits, back, work individually or perform other tests the judge may

deem necessary to determine the extent of the rider's horsemanship.

C. Hands/Reins

1. The position of the exhibitor's free hand is optional, but should indicate a relaxed, not sloppy, balanced attitude of the body and should be kept free of the horse except that exhibitor may hold reins to keep it from swinging and to adjust the position of the reins, provided it is held at least sixteen inches (16") from reining hand.
2. The rein hand (one (1) finger between the reins is permissible with split reins) should be held loosely and should be positioned directly above and in front of where the saddle horn would be if the exhibitor were using a saddle.
3. While the horse is in motion, the exhibitor's hands shall be clear of the horse.

D. Basic Position of Exhibitor

1. An exhibitor should sit in a balanced, relaxed manner, up close to the horse's withers, keeping the back straight and shoulders even.
2. Arms should remain close to the body.
3. The legs are to maintain contact with the animal, giving the necessary leg grip.
4. The foot is turned out slightly and the heels should be level or slightly lowered, close to and just behind the animal's elbow.
5. An exhibitor should be in balance with his/her horse at all times and should be able to sit the trot bareback.
6. No posting at the trot will be permitted.
7. An imaginary straight line drawn from the exhibitor's shoulders or hip should drop at the back of the heel, and a straight line from the knee should drop in front of the toe.

E. Judging

1. An exhibitor shall be judged on his/her basic positions: hand, leg, seat and back positions.
2. Scoring - refer to Rule V.3 or Rule V.4 Scoring rules.

F. For additional work refer to Western Horsemanship classes.

V7. Bareback Hunt Seat Equitation

A. General Regulations and Requirements

1. Attire and equipment shall be the same as in Hunter Seat except no saddle is used. Clothing must be clean, workmanlike and neat.
2. Exhibitor to be judged on seat, hands, performance, without saddle. Appointments and suitability shall be considered.
3. Exhibitor should have a seat and hands that are light and supple, conveying the impression of complete control should any emergency arise.
4. A judge may penalize a horse with non-conventional types of bits or nose bands.
5. Boots or bandages are prohibited in all classes.
6. Spurs of the unroweled type that are blunt and round are optional.
7. Crops or bats not to exceed thirty (30) inches are optional.
8. Bareback Hunt Seat Equitation and Bareback Saddle Seat Equitation may be combined at discretion of Show Management.

B. Class Procedure – Refer to Hunt Seat Equitation Classes

C. Hands/Reins

1. Hands should be over and in front of horse's withers, knuckles 30° inside the vertical.

2. Hands to be slightly apart and making a straight line from the Pinto's mouth to the exhibitor's elbow.
3. Method of holding the reins is optional and bight of reins may fall on either side. However, all reins must be picked up at the same time.

D. Basic Position

1. The eyes should be up and shoulders back.
2. Toes should be at an angle best suited to exhibitor's conformation, ankles flexed in, heels down, calf of leg in contact with Pinto and slightly behind the animal's girth.

E. Position in Motion

1. At the walk and sitting trot, body should be vertical
2. Posting trot, inclined forward
3. Canter, half way between the posting trot and the walk
4. Galloping and jumping, same inclination as the posting trot.

G. Additional Work – Refer to Hunt Seat Equitation Classes.

V8. Bareback Saddle Seat Equitation

A. General Regulations and Requirements

1. Attire and equipment shall be the same as in AM/YA Saddle Seat Equitation except no saddle will be used. Clothing must be clean, workmanlike and neat.
2. Exhibitors to be judged on seat, hands, performance, without saddle. Appointments and suitability shall be considered.
3. The required Equitation seat should be in no way exaggerated, but be thoroughly efficient and most comfortable for riding the type of Pinto called for at any gait and for any length of time.
4. Exhibitors should convey the impression of effective and easy control. To show a Pinto well, he/she should show to his/her best advantage.
5. Bareback Hunt Seat Equitation and Bareback Saddle Seat Equitation may be combined at discretion of Show Management.

B. Hands/Reins

1. Hands should be held in an easy position, neither perpendicular nor horizontal to where the saddle would be, and should show sympathy, adaptability and control.
2. The height the hands are held above the Pinto's withers is a matter of how and where the Pinto carries its head.
3. The method of holding the reins is optional, except that both hands shall be used and all reins must be picked up at one time. Bight of rein should be on the off side.

C. Basic Position

1. To obtain proper position, exhibitors should place themselves comfortably and find their center of gravity by sitting with a slight bend at the knees.
2. Foot position should be natural, neither extremely in nor out.

D. Position in Motion

1. At the walk, there should be slight motion.
2. At the trot, slight elevation posting; not mechanical up and down nor swinging forward and backward. Hips should be under body.
3. At the canter, close seat and going with the Pinto.

E. Class Routine – Refer to Saddle Seat Equitation Classes.

V9. Reinsmanship (Driving Equitation)

A. General Regulations and Requirements

1. Reinsmanship is a driving equitation class in which exhibitors are judged on suitability and skill of the driver.

2. The Pinto is to be shown in a harness suitable to the vehicle used.
 3. The vehicle should be an appropriate two (2) or four (4) wheeled vehicle with wire or wooden wheels and in sound condition. Refer to Rule P1.
 4. Drivers shall be required to rein back.
 5. All drivers chosen for a work out may be worked at any gait requested by the judge.
 6. A simple figure eight, or any additional work, must be posted as a pattern thirty (30) minutes prior to class.
 7. Attendants/Header are optional, with the exception of Youth Reinsmanship, where an attendant/header is required.
- B. Attire and Appointments
1. Appointments of driver and attendant (header); the driver and attendants (if any) should be dressed conservatively according to the style of the present day.
 2. Suggested attire for gentlemen, dress pants and shirt, coat or jacket and boots.
 3. Suggested attire for ladies; long sleeved and conservative dress, tailored suit, skirt or slacks with long sleeved blouse, with vest or jacket and boots.
 4. The following attire is required of all drivers: hat or protective headgear, gloves and whip in hand.
 5. Lap apron or robes are optional.
 6. Attendants should wear long pants, shirt and boots.
- C. Gaits to be shown at
1. Walk
 2. Slow trot (collected)
 3. Working trot (normal)
 4. Strong trot (extended)
- D. Judging
1. Seventy-five (75) percent on handling of reins and whip, control, posture, and overall appearance of the driver.
 2. Twenty-five (25) percent on the condition of the harness and vehicle and neatness of attire.

W. AMATEUR

W1. Amateur Rules

- A. Divisions (Junior Division: 19-39 years of age; Senior Division: 40-54 years of age; Elite Division: 55 and over) – Exhibitors in this division must be 19 years of age or older, or under 19 and married, divorced, or widowed, and not eligible for YA classes, and not having engaged in any activities during the past thirty-six (36) months which would make him/her ineligible for Amateur status. The age of the Amateur on January 1 shall be maintained throughout the year.
- B. Ownership – Pintos owned or leased by the exhibitor or a member of his/her immediate family are eligible to be shown in this division. Farm, ranch or corporation ownership is permissible if owned solely by members of the immediate family. (See Rule H2., B.2) Such ownership must be evidenced by the records of this Association and the Registration Certificate at the time the Pinto is entered in any Amateur class.
- C. Leased Horses – Leased Pintos are eligible in this division provided a PtHA Lease Notification form has been filed, along with the appropriate fees, at the PtHA office and official confirmation has been received by the lessee to be present at the show.

- D. Competitive Unit – A competitive unit shall consist of one (1) Amateur and one (1) PtHA-registered animal. Points will not be combined with two (2) or more animals. Points may not be transferred from Pinto to Pinto.
- E. When divided into two (2) or more age groups, no Pinto may compete in more than one (1) age section of the same class (i.e., the same Pinto may not be used in both the Junior Amateur and Elite Amateur Western Pleasure of the same show.) This rule does not apply to Showmanship, Reinsmanship, Horsemanship or Equitation classes where the exhibitor only is being judged. This does not include Walk/Trot and Novice classes.
- F. Pintos may cross enter between Youth, Amateur and Open classes at the same show.
- G. Only an individual holding a current PtHA Amateur card or having applied for same, may enter Amateur classes at approved PtHA ROM shows.
- H. Only Pintos that are owned or leased as defined in paragraphs B. or C. above are eligible to be shown in this division.

W2. Amateur Status

- A. For horse show purposes, a person is considered an Amateur by PtHA when he/she is no longer eligible to compete in Youth Activities classes and does not receive remuneration or barter, directly or indirectly, for:
 - 1. Riding, driving, show, training, schooling, longe lining, or conducting horsemanship, reinsmanship or any equine clinics or seminars.
 - 2. Giving instruction or coaching in equitation, horse training, etc.
 - 3. The use of his/her name, photograph, or other form of personal association as a horseman in connections with any advertisement or written article to be sold.
 - 4. Holding a judge's card with any organization recognized by PtHA (i.e., AQHA, APHA, ApHC, US Equestrian Etc.)
 - 5. Judging Open or 4-H shows.
 - 6. Writing books or articles, producing DVDs, or posting on the internet or social media pertaining to the training, showing, fitting, conditioning, instructing, coaching, schooling, etc of horses, for remuneration.
- B. If the applicant for a PtHA Amateur card is a spouse of, or an immediate family member of an individual who accepts remuneration for prohibited activities outlined in W2.A.1. above, the applicant must certify that, within the last thirty-six (36) months, he/she has not assisted in any of the above (W2.A.1.) for which the spouse/family member has been remunerated. Additionally, the applicant for a PtHA Amateur card must certify that he/she will not exhibit in PtHA Amateur classes any equine for which his/her spouse of or a member of his/her immediate family received remuneration pertaining to W2.A.1. within the previous six (6) months.
- C. The following activities shall not affect the Amateur status of a person who is otherwise qualified:
 - 1. Having the occupation of veterinarian or farrier, or owning a tack store or breeding farm or board stable.
 - 2. Derive income from driving commercial horses (i.e., Carriage horses).
 - 3. Judge open or 4H shows, as long as he/she does not receive remuneration / payment of any kind, including, but not limited to cash, check, gift cards, barter, etc, either directly or indirectly.

4. Grooming, banding, braiding, washing, brushing, tacking, longeing or hauling.
 5. Therapeutic riding instructor.
 6. Writing fiction books and articles.
- D. Any person who, under these rules, does not qualify for Amateur or Novice Amateur status and shall knowingly and falsely represent him/herself to be an Amateur in order to show in Halter or ride or drive in Amateur or Novice Amateur classes or any person who violates any of the provisions of this rule shall be subject to disciplinary action by the PtHA Executive Committee. Disciplinary action will be followed by a mandatory thirty-six (36) month waiting period before said individual may reapply for Amateur or Novice Amateur status.
- E. All exhibitors in this division must annually file a Statement of Amateur Status and application for an Amateur card with PtHA before entering any Amateur class. PtHA must be notified in writing of any change of status within thirty (30) days of said change and Amateur activities shall cease immediately.
- F. All inquiries concerning Amateur eligibility status must be directed through the PtHA office and approved by the PtHA Executive Director.
- G. Before applying/reapplying for Amateur status, a person who is ineligible for Amateur status must serve a waiting period of thirty-six (36) months after the date of the last activity that made him/her ineligible.
- H. Payback in AM classes
1. Weekend high point awards may be paid to Amateurs.
 2. PtHA Amateur members may accept class payback and cash high point awards without jeopardizing his/her PtHA Amateur status.
 3. Individuals are encouraged to check with any other organizations for clarification on how this rule effects Amateur status in that organization.

W3. Amateur Membership

All competitors in this division must be current members of PtHA and must have a current PtHA Amateur card or have applied for same, for the competitive unit to exhibit and receive any awards in this program.

W4. Amateur Classes

- A. AM classes at Halter may be offered. (i.e., AM Geldings, AM Mares) This may be divided by age and/or type.
- B. Amateur classes shall consist of those listed as approved point-earning events.
- C. Additional point-earning Amateur events shall be Equitation, Horsemanship, Showmanship, Reinsmanship, Mulemanship and Donkeymanship.
- D. Amateur Classes NOT to be combined.
 1. Western and English events (i.e., showmanship) may not be combined.
 2. Western and English seats may not be shown together, with the exception of trail.
- E. Amateur Classes that CAN be combined.
 1. Novice Showmanship in English and Western Attire.
 2. Novice Trail in English and Western Attire
 3. In English Pleasure and Equitation, Hunter and Saddle Seats may be combined.
- F. If entries warrant, Amateur classes may be offered by age of exhibitors in the following age brackets:
 1. 19-39 – Junior Amateur
 2. 40-54 – Senior Amateur
 3. 55 & Over – Elite Amateur

- G. To be eligible for points, all class titles must be preceded by the designation "AM."
- H. Horses, ponies, and/or miniatures may be combined in Amateur in hand classes. Horses may not be combined with ponies and/or miniatures in any AM driving classes.
- I. Amateurs may not ride Miniatures, nor Ponies.

W5. Amateur Walk/Trot Classes

- A. Attire and Tack - Attire and tack must meet the same standards of Amateur Classes.
- B. Age - This division is for Amateurs 19 and over.
- C. Eligibility - All participants in this division must meet Amateur Eligibility as outlined in W2, and hold a current Amateur Walk/Trot card, which will be applied for annually and limit that exhibitor to those classes only for that calendar year. He or she MAY also enter halter, yearling in-hand trail, pleasure driving, utility driving, yearling longe line and 2-Year-Old Longe Line classes, when Amateur Ownership Eligibility is met (see W1. Ownership); but MAY NOT enter any lope classes at any show where PthA-approved classes are held at the same event. If no Walk-Trot classes are offered, the exhibitor cannot show in any other division (unless otherwise specified).
 - 1. An exhibitor is prohibited from competing in a lope/canter class in another recognized equine association including, but not limited to PthA, APHA, AQHA, NSBA, ApHC, IBHA, PHBA, AHA, AMHA, ABRA, or on an intercollegiate team roster for a loping division, during the same year in which the exhibitor holds an Amateur Walk-Trot Card.
 - 2. Reclassification. Reclassification from Amateur Walk-Trot to Amateur and/or Novice Amateur can only be requested one time per calendar year. Reclassification from Amateur and/or Novice Amateur to Walk-Trot is prohibited during the calendar year. That is, the same exhibitor may not compete as Amateur and/or Novice Amateur and then reclassify and compete as Walk-Trot, on the same or another horse, in the same calendar year. The exhibitor may reapply the following year for classification in Walk-Trot. See reclassification fee at back of book in fee schedule.
- D. Ownership - All participants in this division must meet the ownership requirements as outlined in Rule W1.B.
- E. Points - Points earned in this division will count toward PthA Amateur Walk-Trot Year End certificate awards and PthA ROM. Points in this division will not count toward any Advanced Awards.
- F. If a Pinto breaks into a lope/canter/gallop for more than three (3) consecutive strides during a Walk/Trot division class, the entry shall be disqualified and/or given a no-time.
- G. Classes which may be offered:

English Showmanship	Western Showmanship
English Equitation	Western Horsemanship
English Pleasure	Western Pleasure
Hunter Under Saddle	Disciplined Rail Western
Disciplined Rail English	Ideal Pinto Western
Ideal Pinto English	Trail
Ranch Riding	Barrel Racing
Ranch Horse Trail	Flag Race
Ranch Rail Pleasure	Keyhole Race
Donkeymanship	Pole Bending
Mulemanship	Stake Race
- H. Amateur Walk/Trot Showmanship class to be a walk only class.

W6. Amateur Awards

- A. Amateur competitors may earn awards based on Amateur qualifications.

- B. Amateur High Point awards will be given annually for Junior, Senior & Elite Amateurs.

W7. Amateur Team Tournament Competition

- A. Team Tournament competition may be held at any PtHA show. Contact the PtHA office, World Show Premium Book, or PtHA Web site for details and rules.

X. NOVICE AMATEUR PROGRAM

X1. Purpose and Eligibility

- A. The purpose of the Novice Amateur Program is to aid in raising the competencies and confidence level of the person who has little or no experience in the show ring or is new to riding/handling horses.
- B. The Novice Amateur Program is open to any PtHA member who possess a current PtHA Amateur card and meets all Novice Amateur criteria.
- C. All Pinto Amateur ownership/membership requirements apply to the Novice Amateur Program.
- D. A Novice Amateur is a person who has earned no more than fifty (50) points within a novice category, includes prior Youth and Amateur points in PtHA and other breeds.
- E. An Amateur card with a Novice notation will be issued to each person who supplies PtHA with a signed Eligibility Statement, after eligibility verification is completed by PtHA.
- F. Novice Amateurs are governed under the Amateur Association Rules and Regulations and are subject to review and disciplinary action as covered by these rules.
- G. Any Amateur who had previously advanced out of the Novice Amateur Program having not earned points in a given category for ten (10) years prior to re-application.

X2. Novice Amateur Classes

- A. AM Novice Showmanship – English/Western
 - 1. To be judged on the same point or percentage basis as other PtHA Showmanship classes.
 - 2. Appointments and attire may be either English or Western, but not a combination of both; and must be consistent with Showmanship class rules.
 - 3. Judge may require exhibitor to perform a pattern.
- B. AM Novice English Pleasure/Ideal/ Disciplined Rail/Hunter Under Saddle (Hunter/Saddle Seats) – To be judged on the same basis as PtHA Hunter/Saddle Seat English Pleasure.
- C. AM Novice English Equitation (Hunter/Saddle Seats) – To be judged on the same basis as PtHA Hunter/Saddle Seat English Equitation.
- D. AM Novice Western Pleasure/Ideal/ Disciplined Rail – To be judged on the same basis as PtHA Western Pleasure.
- E. AM Novice Western Horsemanship – To be judged on the same basis as PtHA Western Horsemanship.
- F. AM Novice Trail (English/Western) – To be judged on the same basis as PtHA Trail
- G. AM Novice Hunter Hack - To be judged on the same basis as PtHA Hunter Hack
- H. AM Novice Ranch Riding, Ranch Trail, Ranch Pleasure - To be judged on the same basis as PtHA Ranch classes.
- I. AM Novice Western Riding - To be judged on the same basis as PtHA Western Riding.
- J. Other Novice classes as approved by PtHA to follow PtHA class specifications.

X3. Points/Awards

- A. Points in the Novice Program count toward year end PtHA Novice AM awards.
- B. ROM points will not be presented in Novice Amateur classes.

Y. YOUTH

Y1. Age Requirements

- A. Youth Activities classes and events are open to persons 18 years of age and younger.
- B. The age of the Youth on January 1 shall be maintained throughout the year. Persons born on January 1 shall assume the greater age on that date.
- C. Married and/or divorced contestants, regardless of age, are not eligible to participate in the YA program.
- D. PtHA may require that a copy of a birth certificate be submitted to verify the age eligibility of a Youth.

Y2. Youth Divisions

- A. Youth classes may be divided by age of Youth on the following basis:
 1. 6 & Under Leadline - Walk only
 2. 8 & Under Leadline or Leadline Walk/Trot
 3. 10 & Under Walk/Trot (cannot be combined with 11-18 Walk/Trot)
 4. 11 - 18 Walk/Trot (cannot be combined with 10 & Under Walk/Trot)
 5. 13 & Under; 14-18
 6. 18 & Under
 7. 13 & Under and 14 - 18 (classes may be combined if there are insufficient entries for points in one (1) or both divisions)
- B. When divided into two (2) or more age groups, no Pinto may compete in more than one (1) age section of the same class (i.e., the same Pinto may not be used in both the 13 & under and the 14-18 classes of YA Western Pleasure of the same show.) This rule does not apply to Showmanship, Reinsmanship, Horsemanship, Mulemanship, Donkeymanship or Equitation classes where the exhibitor only is being judged. This does not include WalkTrot, Leadline or Novice classes.
- C. Youth Halter classes may be held and divided by horse age, sex or handler's age at the Show Committee's discretion.

Y3. Ownership

- A. Pintos owned or leased by the exhibitor or a member of his/her immediate family are eligible to be shown in this division. Farm, ranch or corporation ownership is permissible if owned solely by members of the immediate family. (See Rule H2, B.2) Such ownership must be evidenced by the records of this Association and the Registration Certificate at the time the Pinto is entered in any Youth class.
- B. Leased Horses – Leased Pintos are eligible in this division provided a PtHA Lease Notification form has been filed, along with the appropriate fees, at the PtHA office and official confirmation has been received by the lessee to present at the show.
- C. Competitive Unit – A competitive unit shall consist of one (1) Youth and one (1) PtHA-registered animal. Points will not be combined with two (2) or more animals. Points may not be transferred from one (1) Pinto to another Pinto.
- D. Pintos may cross enter between Youth, Amateur and Open classes at the same show.
- E. Only individuals holding current PtHA Youth membership card or having applied for same, may enter Youth classes at approved PtHA ROM shows.

Y4. Stallions/Jacks

- A. No stallions, Jacks or colts are permitted in any Youth Activities events.
- B. Persons 18 years of age and under may not exhibit colts, stallions or jacks.

- C. For showing purposes the Association considers a colt an unaltered male under the age of four years. An altered male is a gelding, regardless of age.

Y5. Combined Classes

- A. Youth English and Western Classes or styles of showing cannot be combined, with the exception of the following.
1. Trail
 2. Side Saddle
 3. YA Novice Showmanship
 4. YA Leadline
 5. Long Ear Drive and Ride
- B. Hunter Seat & Saddle Seat English Pleasure and Hunter Seat & Saddle Seat Equitation events may be combined at the option of Show Committees.

Y6. Halter

- A. YA classes at Halter may be offered. (i.e., YA Geldings, YA Mares)
- B. Classes may be divided by age, type or sex of Pinto.

Y7. Timed Events

Horse distances only shall be used in all Youth Activities or Amateur Gymkhana classes.

Y8. Designated Youth Classes (YA)

To be eligible for Youth (YA) points, all classes must be designated by "YA" before the class title.

Y9. Approved Classes

- A. In addition to regular performance division events, additional classes are included in the Youth Activities division as noted.
- B. The Youth Activities division is for competition in Pinto approved classes and shows. No Open points shall be counted except in special cases approved by the PTHA Youth Department.
- C. Any class listed in the regular performance division of this rule book may be written as a Youth Activity class. Classes will follow the same appointments, requirements and judging specifications as the Open division.
- D. For Showmanship, Horsemanship, Reinsmanship, Mulemanship, Donkeymanship and Equitation class rules, refer to Rule V.

Y10. YA Walk/Trot Division

- A. ELIGIBILITY. All participants in this division must meet Youth Eligibility as outlined in Y1, and hold a current Youth Walk/Trot card, which will be applied for annually and limit that exhibitor to those classes only for that calendar year. He or she MAY also enter halter, yearling in-hand trail, pleasure driving, utility driving, yearling longe line and 2-Year-Old Longe Line classes, when Youth Ownership Eligibility is met (see Y3. Ownership); but MAY NOT enter any lope classes at any show where PTHA-approved classes are held at the same event. If no Walk-Trot classes are offered, the exhibitor cannot show in any other division (unless otherwise specified).
1. An exhibitor is prohibited from competing in a lope/canter class in another recognized equine association including, but not limited to PTHA, APHA, AQHA, NSBA, ApHC, IBHA, PHBA, AHA, AMHA, ABRA, or on an intercollegiate team roster for a loping division, during the same year in which the exhibitor holds a Youth Walk-Trot Card.
 2. Reclassification. Reclassification from Youth Walk-Trot to Youth and/or Novice Youth can only be requested one time per calendar year. Reclassification from Youth and/or Novice Youth to Walk-Trot is prohibited during the calendar year. That is, the same exhibitor may not compete as Youth and/or Novice Youth and then reclassify and compete as Walk-Trot, on the same or another horse, in the same calendar year. The exhibitor may

reapply the following year for classification in Walk-Trot. See reclassification fee at back of book in fee schedule.

- B. Points - Points earned in this division will count toward PtHA Youth Walk-Trot Year End certificate awards and PtHA ROM. Points in this division will not count toward any Advanced Awards.
- C. Walk/Trot Division Class Limitations – A Youth Exhibitor entered in any Walk/Trot Division class may not cross enter in to any Leadline or any class or event that requires a lope or canter with any Pinto at the same show.
- D. Ownership – The Pinto must be owned by the Youth or immediate family member, or must be leased by the Youth member. Any regular, colored division, registered horse, mule, donkey or pony mare or gelding may be shown.
- E. Classes – See W5.G for a complete list of classes.
- F. If a Pinto breaks into a lope/canter/gallop for more than three (3) consecutive strides during a Walk/Trot division class, the entry shall be disqualified and/or given a no-time.
- G. Equipment/Attire – to follow the class offered, see Sections K & N.

Y11. YA Walk/Trot Division, 11 - 18

- A. Age – Youth competing in the YA Walk/Trot Division must be between eleven (11) years old to eighteen (18) years old as of January 1 annually.

Y12. YA Walk/Trot Division, 10 & Under

- A. Age – Youth competing in the YA Walk/Trot Division must be ten (10) years old or younger as of January 1 annually.

Y13. Leadline, English or Western, 8 & Under

- A. Age – Youth competing in Leadline must be eight (8) years of age or younger, as of January 1 annually. If a miniature mare or gelding is shown, exhibitor must be under six (6) years of age.
- B. Ownership – Leadline Exhibitors need not own or lease the Pinto exhibited.
 - 1. Leadline Classes - no stallions or jacks allowed.
 - a. Color Registry horse, pony or miniature mare or gelding.
 - b. Solid Registry horse, pony or miniature mare or gelding.
 - c. Long Ear Registry mule, donkey or miniature mule or donkey.
- C. Membership – The Youth competing must be a current PtHA Youth member to exhibit in Leadline.
- D. ROM Points – No ROM points awarded in the Leadline classes, as this is an entry level class. PtHA will issue to owners of all Pintos used in YA Leadline classes Year-End Certificates in the name(s) of Youth exhibitor(s) that have earned at least one (1) point annually.
- E. Leadline Class Limitations – A Youth Exhibitor entered in a Leadline class may not cross enter into any of the following classes with any Pinto at the same show:
 - 1. Walk/Trot Division classes
 - 2. Any other astride class
- F. Equipment and attire may be either English or western but not a combination of both styles, as found in Sections K & N.
- G. The handler leading a Pinto in Leadline must be fourteen (14) years of age or older, as of January 1.
- H. Handler must have a lead shank attached to a halter under the bridle on the Pinto at all times.
- I. If a Pinto breaks into a lope/canter/gallop for more than three (3) consecutive strides during a Leadline division class, the entry shall be disqualified or given a no-time.

- J. Showmanship – If a show offers a Leadline Division Showmanship class or classes, an Exhibitor entered in any YA Leadline Division class is only eligible to enter the Leadline Division Showmanship with the Pinto being exhibited in the Leadline events. He/she may not cross enter into any other Showmanship class with the Leadline Pinto. If no Leadline Division Showmanship class is offered, then the Leadline Division Youth Exhibitor may show in his/her age appropriate Showmanship class.
- K. Gymkhana
 - 1. In all Leadline Gymkhana classes, the horse must break the start/stop line first, not the handler.
 - 2. If handler knocks down a barrel or pole it will be a five (5) second penalty will be assessed.
 - 3. In Keyhole, the handler may step out of or on chalk line with no penalty.

Y14. Payback In Youth (YA) Classes

- A. Shows may pay back YA Halter and Pleasure classes.
- B. Shows may not pay back YA Equitation, Horsemanship, Reinsmanship, Mulemanship, Donkeymanship or Showmanship classes (Youth being judged, not the Pinto).
- C. Youth weekend high point awards may be paid to the Horse, Pony, Miniature, Utility Horse or Long Ear only.
- D. PtHA Youth members may accept class payback and cash high point awards for his/her Pinto without jeopardizing his/her PtHA Youth status.
- E. Individuals are encouraged to check with any other organizations with which he/her may be involved for clarification on how this rule effects his/her Amateur/Youth status in that organization

Y15. Youth (YA) Team Tournament Competition

- A. Team Tournament competition may be held at any PtHA Show. Contact the PtHA office, World Show Premium Book, or PtHA Web site for details and rules.

Y16. Youth Organization Constitution

ARTICLE I. NAME

This organization shall be named The Pinto Horse Association of America Youth Organization. The official abbreviation shall be PtHAYO. This organization is subject to the directives and rules established by the Pinto Horse Association of America, Inc.

ARTICLE II. PURPOSE

The purpose of this non-profit organization will be to promote and encourage the Youth members of the Pinto Horse Association of America on a state and national level, and to promote the general interest of Youth and the Pinto Horse.

ARTICLE III. MEMBERS

Membership will consist of all those who are current Youth members of PtHA and 18 years of age or younger by January 1 of the current year. Membership fees must be paid for the current year to PtHA.

ARTICLE IV. BOARD OF DIRECTORS

Section 1. The Board of Directors shall consist of Directors, selected by an application process. The PtHA business office shall be solely responsible for conducting all Director elections.

Section 2. The directors of this organization must:

- A. be in good standing with PtHA
- B. be in good standing with PtHAYO
- C. be at least 13 years old by January 1 of the election year

Section 3. The directors will serve a one (1) year term.

ARTICLE V. EXECUTIVE COMMITTEE

Section 1. The officers of this organization must:

- A. be in good standing with PtHA
- B. be in good standing with PtHAYO

- C. be at least 13 years old by January 1 of the election year
- D. be elected as a PtHAYO director prior to officer elections

Section 2. The term of office for all members of the Youth Organization Executive Board will be one (1) year.

Section 3. The Youth Organization Executive Board will consist of the President, Vice-President, Secretary, Treasurer and Reporter.

Section 4. No office may be held by the same individual for more than two (2) consecutive years.

ARTICLE VI. MEETINGS

Meetings of the membership, Youth Organization Executive Board, Youth Committees and all subsidiary organizations shall be conducted in accordance with Roberts Rules of Order, Revised. A Youth General Membership meeting shall be held annually. The date, time and location will be determined by PtHA and notice for such meeting will be published in the official voice of the Association at least thirty (30) days prior to the date of this meeting.

ARTICLE VII. YOUTH CHARTER CLUBS

Charters will be encouraged to form Youth clubs to promote the general interest of Youth and the Pinto Horse.

ARTICLE VIII. AMENDMENTS TO THE CONSTITUTION

This Constitution may be amended by submitting a proposal in writing to the Youth Executive Board, which will in turn be responsible for preparing a recommendation to the Youth Membership for action. It shall be submitted to the Youth membership for approval and will become effective upon an affirmative vote of two-thirds of the members voting.

Y17. Youth Organization Bylaws

ARTICLE I. NAME

This organization shall be named The Pinto Horse Association of America Youth Organization. The official abbreviation shall be PtHAYO. This organization is subject to the directives and rules established by the Pinto Horse Association of America, Inc.

ARTICLE II. PURPOSE

The purpose of this non-profit organization will be to promote and encourage the Youth members of the Pinto Horse Association of America on a state and national level, and to promote the general interest of Youth and the Pinto Horse.

ARTICLE III THE BUSINESS OFFICE

Refer to Article VII of the PtHA Constitution

ARTICLE IV. MEMBERSHIP

Membership will consist of all those who are current Youth members of PtHA and 18 years of age or younger by January 1 of the current year. Dues must be paid for the current year to PtHA.

ARTICLE V. MEETINGS

Section 1. The Order of Business for all meetings, including the Annual Youth General Membership meeting, shall be as follows:

- A. Call to order by the President
- B. Proof of notice of the meeting
- C. Reading of the minutes of the previous meeting
- D. Reports of officers and committees
- E. Old and unfinished business
- F. New business
- G. Adjournment

Section 2. There shall be an General Youth Membership meeting held in conjunction with the annual Youth Conference.

Section 3. Special Meetings may be called by the Youth Executive Committee through a majority vote. Notice of said meeting will be posted thirty (30) days prior and will announce the time, place, and purpose and outline the business to be transacted. No other business may be transacted at such a meeting.

Section 4. Quorums for Annual or other special meetings of the members shall constitute those members present.

Section 5. Proxies will not be honored by the Pinto Horse Association in any Youth Organization matters.

Section 6. During any PtHAYO meeting, each member in good standing is allowed one (1) vote. Voting is limited to PtHAYO matters only.

ARTICLE VI. ELECTED BOARD OF DIRECTORS

Section 1. Eligible PtHAYO Youth wanting to serve as Youth Director will be selected by an application process. Applications will be made available and must be received by the PtHA business office by the published date.

Section 2. Directors one (1) year term of office will begin following the election of officers at the PtHAYO conference. There will be no term limit.

Section 3. Directors will represent his/her state/charter at PtHAYO functions.

ARTICLE VII. ELECTED YOUTH EXECUTIVE COMMITTEE

Section 1. The affairs of PtHAYO shall be monitored by the full PtHA Board of Directors and PtHA Executive Committee.

Section 2. It is a privilege, not a right, to serve on the Youth Executive Committee, which shall consist of President, Vice-President, Secretary, Treasurer and Reporter.

Section 3. The Youth Executive Committee election shall be held annually. Any current PtHAYO interested in running for office must submit an application by the date determined by the PtHA office. The Executive Committee will be elected by a simple majority of PtHAYO members through online voting.

Section 4. Any position being vacated on the PtHAYO Executive Board shall be filled by the Youth President on an interim basis. All appointments made by the Youth President will be made for the remainder of the term.

Section 5. Informal actions by officers and directors, which are required by law to be taken by a meeting of Youth Executives, or actions taken by Executives, may be taken without a meeting and shall be considered appropriate when consent in writing, setting forth the action so taken, is signed by a majority of the Executives. Each person who serves as an Executive or Committee member of PtHA shall be indemnified by PtHA against all costs and expenses incurred by or imposed upon them resulting from actions or proceedings taken against them as a result of being, or having been, an Executive or Committee member of this Association, as a result of legal, approved Association business.

ARTICLE VIII. OFFICERS OF THE ORGANIZATION

Section 1. The President shall:

- A. preside over all meetings
- B. exercise general supervision and management, subject to the approval of the Youth members
- C. vote only to break a tie.

Section 2. The Vice-President shall:

- A. preside over any meeting in the absence of the President
- B. perform other duties as assigned by the President or Director of Youth Activities.

Section 3. The secretary shall:

- A. keep minutes of any meetings
- B. maintain a list of Youth members, showing names and positions in the organization.

Section 4. The treasurer shall: read the current treasurer's report at each meeting. All funds will be handled by the PtHA Business Office.

ARTICLE IX. AMENDMENTS

These Bylaws may be amended by a majority vote of the Youth Committee at any meeting of same with the stipulation that the amendments must be ratified by majority vote of the Board at their next regularly scheduled meeting. Further, the Membership of PtHAYO shall have the right to amend the Bylaws at any regular or special meeting so long as an intent to present said amendment has been published at least thirty (30) days prior to said meeting. Further, any Youth member may repeal any amendment adopted by the Youth Executive Board by a majority vote of members present at any regular or special meeting of the Youth Association.

ARTICLE X. APPROVAL

Any actions taken by the PtHAYO must meet with the approval of a majority of the PtHA Youth Committee and the PtHA Board of Directors. The PtHA Board of Directors authority supersedes both the Youth Committee and the PtHAYO.

Z. NOVICE YOUTH (YA) PROGRAM

Z1. Youth (YA) Novice

- A. The purpose of the novice youth program is to aid in raising the competence and confidence level of the Youth who has little or no experience in the show ring or is new to riding/handling horses.
- B. The Novice Youth Program is open to any PtHA member who possess a current PtHA Youth card and meets all Novice Youth criteria. A Youth card with a Novice notation will be issued to each person who supplies PtHA with a signed Eligibility Statement, after eligibility verification is completed by PtHA.
- C. All Pinto Youth ownership/membership requirements apply to the Novice Youth Program.
- D. A Novice Youth is a Youth who has earned no more than fifty (50) points within a novice category, includes prior Youth points in PtHA and other breeds.
- E. Novice Youth Categories
 1. All novice classes to follow PtHA class specifications.
 2. YA Novice Showmanship – English/Western
 3. YA Novice English Pleasure/Hunter Under Saddle/Ideal/ Disciplined Rail – Hunt Seat/Saddle Seat
 4. YA Novice English Equitation – Hunt Seat/Saddle Seat
 5. YA Novice Western Pleasure/Ideal/Disciplined Rail
 6. YA Novice Western Horsemanship
 7. YA Novice Trail – English/Western
 8. YA Novice Hunter Hack
 9. YA Novice Ranch Riding/Ranch Trail/Ranch Pleasure
 10. YA Novice Western Riding
 11. Other Novice classes as approved by PtHA
- F. Points/Awards
 1. Points in the Novice Program count toward year end PtHA Novice YA awards.
 2. ROM points will not be presented in Novice Youth classes.

AA. ON THE TRAIL - Recreational Pinto Program

The program is designed to promote members and their Pinto, who ride, drive, or work in-hand for recreation or leisure purposes, by providing a special recognition program for their achievements.

A. Eligibility

1. Participants must be current individual members of PtHA for the entire time in which hours are recorded toward a recognition level.
 2. Lapses in membership will result in loss of hours.
 3. Memberships in PtHA run from January 1 to December 31
 4. Pintos used in this program must be permanently registered before accumulating any hours.
 5. Participants do not have to own or lease the Pinto being used in this program.
- B. Enrollment in On The Trail Program
1. Enrollment in the On the Trail program is from January 1 to the following December 31. Must be renewed annually.
 2. An application must be submitted to PtHA prior to recording hours for each Pinto participant combination. See Fee Schedule.

3. No substitutions of Pintos or participants are allowed.
- C. Eligible Time Activities
1. Time may be recorded for any non-show or competitive related activity in which a member participates by riding, driving or working in-hand.
 2. This may include time spent while riding, driving or working in-hand in a group, but not limited to, participating in a parade, a drill team, therapeutic riding or lessons.
 3. It may also include longeing, practicing in-hand patterns, attending walks and other in-hand activities.
- D. Recording Eligible Time
1. A separate Official Time Log must be maintained for each Pinto enrolled in the program.
 2. All time figured is on a one Pinto/one participant unit basis and is on the honor system.
 3. The registered name and number of the Pinto must be listed on the Official Time Log.
 4. Actual time spent riding or driving shall be kept in full and one-half hour increments (i.e. 2.50 hours).
 5. Double hours may be earned while riding or driving in national and state parks, grasslands or historic areas, a recognized by the U.S. or Canadian National Parks Service.
- E. Reporting Eligible Time to PtHA
1. Participants are responsible for sending in official OTT time logs to PtHA in order to earn recognition or awards.
 2. Time Logs shall be numbered and kept in numerical order.
 3. Each participant should keep a copy of the Official Time Logs as sent to PtHA.
 4. Hours logged with other breed associations are not automatically recognized. Participant is responsible for submitting proper paperwork.
- F. Participant Inactivity
- Inactive records will be kept for a maximum of three (3) years from the date of enrollment. After such time the records will be deactivated, and enrollment fees and hours earned will be forfeited.
- G. Recognition Levels are:
- 100, 500, 1,000, 1,500, 2,000, 2,500, 3,000, 3,500, 4,000, 4,500, 5,000, 6,000, 7,000, 8,000, 9,000, 10,000, 12,500, 15,000, 17,500 and 20,000 hours

BB. OCAP - Open Competition Activities Program

BB1. Program Overview

- A. PtHA recognizes that Open, Amateur and Youth exhibitors competing in specialty events may not have the opportunity to earn national points and awards. OCAP offers recognition for the achievements of these Pintos in activities outside of PtHA shows.
- B. Open, Amateur and Youth exhibitors residing in areas where there are PtHA approved shows may also participate in the OCAP program.
- C. Points earned through this program will be recorded in the Pinto's OCAP permanent show record and make it eligible for OCAP awards. These points will not show on the equine's PtHA National show record.
- D. The OCAP program is open to all PtHA members and PtHA registered equine in good standing who have enrolled in the program. Enrollment must be renewed annually.

BB2. Pinto, Owner, Exhibitor Eligibility

- A. Pintos participating in OCAP must have a permanent PtHA registration number.
- B. Owner(s) of record must be current members of PtHA.

- C. Lessee(s), if applicable, must be current members of PtHA.
- D. Lease must be on file with the PtHA office.
- E. Exhibitor(s) must have current PtHA memberships in the appropriate category, i.e. Youth, Individual.

BB3. Enrollment

- A. Enrollment in the OCAP program is from January 1 to the following December 31. Must be renewed annually.
- B. An enrollment form and fees must be submitted for each Pinto. (See Fee Schedule)
- C. Enrollment is not complete until the owner receives the OCAP enrollment card.
- D. Points earned prior to enrollment in the OCAP program will not be accepted.

BB4. OCAP Class Eligibility

- A. PtHA rules will determine the eligibility of any class or event submitted for OCAP consideration.
- B. Only classes that match those listed in the PtHA Rule Book are eligible for consideration in this program.
- C. Classes must be clearly titled to correspond with class titles as they appear in the PtHA Rule Book. (i.e. "Stake Race", not "Stakes")
- D. Gymkhana classes must be titled to correspond with the pattern used and diagramed in the PtHA Rule Book.
- E. Novice/ Non-Pro level of competition will be accepted.
- F. Classes NOT accepted for OCAP OCOM points are, but not limited to:
 - 1. Class judged on markings or color
 - 2. Class based on first place wins (maiden or limit)
 - 3. Leadline
 - 4. Mixed seat or combined classes of western or English
 - 5. Classes that combine disciplines (i.e. Trail/Jumping, etc.) with the exception of Long Ear Ride/Drive.

BB5. Recognized Associations

- A. Recognized Associations/Events for the OCAP program, but not limited to:
 - 1. ADS – American Driving Society
 - 2. AERC – American Endurance Ride Council
 - 3. ACHA – American Cutting Horse Association
 - 4. CCHA – Canadian Cutting Horse Association
 - 5. EC – Equine Canada
 - 6. FEI – Federation Equestre Internationale
 - 7. IPRA - International Pro Rodeo Association
 - 8. 4-H – National 4-H Council
 - 9. MSA – Mounted Shooters of America
 - 10. NATRC – North American Trail Ride Conference
 - 11. NBHA – National Barrel Horse Association
 - 12. NCHA – National Cutting Horse Association
 - 13. NRCH – National Reined Cow Horse Association
 - 14. NRHA – National Reining Horse Association
 - 15. NSBA – National Snaffle Bit Association
 - 16. PRCA - Professional Rodeo Cowboys Association
 - 17. SASS – Single Action Shooting Society
 - 18. USCRA - United States Calf Roping Association
 - 19. USDF – United States Dressage Federation
 - 20. USEA – United States Eventing Association
 - 21. USEF – United States Equestrian Federation
 - 22. USPC - United States Pony Club
 - 23. USTPA – United States Team Penning Association
 - 24. USTRC - United States Team Roping Championships
 - 25. WPRA - Women's Professional Rodeo Association
 - 26. Approved Outcross Registries
(See registration section of this Rule Book for a list of the approved outcross registries)

BB6. OCAP Season

- A. OCAP show season begins January 1 and ends the following December 31.
- B. Points postmarked after December 31 will count toward the following year.

BB7. Results

- A. Completed OCAP forms must be submitted within thirty (30) days after the show date to the PTHA office.
- B. A separate form must be submitted for each Pinto, show, exhibitor, and /or judge.
- C. A Premium List, results print out, or score sheet from the show must accompany the OCAP Reporting Form
- D. The OCAP Reporting Form must be signed by a show official.
- E. Late results will be denied and NO points will accrue.

BB8. Point Scale

- A. PTHA ROM point scale will be used for the OCOM point scale. See Rule G18.
- B. Special scoring events in the PTHA rules will use that score when appropriate.
- C. Contests where more than one (1) go-round is held, shall be awarded points from the Average or Overall standings.
- D. Points earned through OCAP will be included in the Pinto's permanent OCAP show record. Points will not be added to the Pinto's National show record.
- E. OCAP points will be included in the OCAP Year End Awards and Open Certificate of Merit (OCOM) awards program.

BB9. Open Certificate of Merit (OCOM)

Open Division/Youth Division exhibitors are advanced to Open Certificate of Merit when they have:

- A. Open – earned thirty-five (35) OCOM points in a category.
- B. Youth – earned thirty-five (35) OCOM points in a category.
- C. Amateur - earned thirty-five (35) OCOM points in a category.

BB10. Open Certificate of Ability

Open Division/Youth Division exhibitors are advanced to Open Certificate of Ability when they have:

- A. Open – earned one-hundred-forty (140) OCOM points in a category.
- B. Youth – earned one-hundred-forty (140) OCOM points in a category.
- C. Amateur - earned one-hundred-forty (140) OCOM points in a category.

BB11. Open Certificate of Excellence

Open Division/Youth Division exhibitors are advanced to Open Certificate of Excellence when they have:

- A. Open – earned one-hundred-seventy-five (175) OCOM points in a category.
- B. Youth – earned one-hundred-seventy-five (175) OCOM points in a category.
- C. Amateur - earned one-hundred-seventy-five (175) OCOM points in a category.

BB12. Open Certificate of Achievement

Open Division/ Youth Division exhibitors are advanced to Open Certificate of Achievement when they have:

- A. Open – earned two-hundred-ten (210) OCOM points in a category.
- B. Youth – earned two-hundred-ten (210) OCOM points in a category.
- C. Amateur - earned two-hundred-ten (210) OCOM points in a category.

BB13. Open Certificate of Champions

Open Division/ Youth Division exhibitors are advanced to Open Certificate of Champions when they have:

- A. Open – earned four-hundred (400) OCOM points in a category.
- B. Youth – earned four-hundred (400) OCOM points in a category.
- C. Amateur - earned four-hundred (400) OCOM points in a category.

BB14. Open Certificate of Superior Ability

- Open Division/ Youth Division exhibitors are advanced to Open Certificate of Superior Ability when they have:
- A. Open horse – earned seven-hundred (700) OCOM points in a category.
 - B. Open pony/miniature – earned five-hundred-twenty-five (525) OCOM points in a category.
 - C. Youth – earned seven-hundred (700) OCOM points in a category.
 - D. Amateur - earned seven-hundred (700) OCOM points in a category.

BB15. Open Certificate of Superior Achievement

- Open Division/ Youth Division exhibitors are advanced to Open Certificate of Superior Achievement when they have:
- A. Open horse – earned one-thousand-fifty (1,050) OCOM points in a category.
 - B. Open pony/miniature – earned seven-hundred (700) OCOM points in a category.
 - C. Youth – earned one-thousand-fifty (1,050) OCOM points in a category.
 - D. Amateur - earned one-thousand-fifty (1,050) OCOM points in a category.

BB16. Open Certificate of Versatility

- Open Division/ Youth Division exhibitors are advanced to Open Certificate of Versatility when:
- A. Open horse/pony have earned:
 1. Open Certificate of Ability in Halter
 2. Open Certificate of Excellence
 3. Open Certificates of Merit in at least four (4) performance events; two (2) under English tack and two (2) under western tack.
 - B. Open pony/miniature have earned:
 1. Open Certificate of Ability in Halter
 2. Open Certificate of Excellence
 3. Open Certificates of Merit in at least four performance events; Including: pleasure driving, jumping in-hand, gymkhana driving, and trail in-hand.
 - C. Youth have earned:
 1. Youth Open Certificate of Ability in Halter
 2. Youth Open Certificate of Excellence
 3. Youth Open Certificates of Merit in at least four performance events (at least one must be under English tack).
 4. Youth Open Certificate of Merit in Western Horsemanship and in either Hunter Seat or Saddle Seat Equitation.
 - D. Amateur have earned:
 1. Amateur Open Certificate of Ability in Halter
 2. Amateur Open Certificate of Excellence
 3. Amateur Open Certificates of Merit in at least four performance events (at least one must be under English tack).
 4. Amateur Open Certificate of Merit in Western Horsemanship and in either Hunter Seat or Saddle Seat Equitation.

BB17. Open Certificate of Superior Performance

- Open Division/ Youth Division exhibitors are advanced to Open Certificate of Superior Performance when they have:
- A. Open horse – earned fourteen-hundred (1400) OCOM points in a category.
 - B. Open pony/miniature – earned eight-hundred-seventy-five (875) OCOM points in a category.
 - C. Youth – earned fourteen-hundred (1400) OCOM points in a category.

- D. Amateur – earned fourteen-hundred (1400) OCOM points in a category.

BB18. Open Certificate of Grand Champion

Open Division/ Youth Division exhibitors are advanced to Open Certificate of Grand Champion when they have:

- A. Open – earned one-thousand-nine-hundred-seventy-five (1,975) OCOM points in a category.
- B. Youth – earned one-thousand-nine-hundred-seventy-five (1,975) OCOM points in a category.
- C. Amateur - earned one-thousand-nine-hundred-seventy-five (1,975) OCOM points in a category.

BB19. Open Certificate of Supreme Champion

Open Division/ Youth Division exhibitors are advanced to Open Certificate of Supreme Champion when they have:

- A. Open horse – earned five-thousand-two-hundred-eighty-five (5,285) OCOM points in a category.
- B. Open pony/miniature – earned four-thousand-seven-hundred-eighty-five (4,785) OCOM points in a category.
- C. Youth – earned five-thousand-two-hundred-eighty-five (5,285) OCOM points in a category.
- D. Amateur – earned five-thousand-two-hundred-eighty-five (5,285) OCOM points in a category.

BB20. Points Approval

- A. PtHA reserves the right to accept or deny OCAP points submitted and to investigate the conditions under which said points may have been earned.
- B. PtHA will have final approval for any or all associations and events.
- C. No refunds will be issued.

BB21. OCAP, Pinto of the Year and Youth High Point

A. General Rules and Regulations

1. The Pinto Horse Association will make annual awards based upon the number of points earned by an Open Division, Amateur Division or Youth Division exhibitor during that year of competition in each of the approved events in which points are awarded at OCAP shows.
2. Points will be computed on a yearly basis from January 1 to the following December 31. Horse, pony, miniature, Long Ear or utility of the Year and Amateur and Youth High Point standings close December 31 of each year. Results postmarked after the December 31 date will not be included in the standings.
3. To be eligible for any award in this program, the owner(s) of record, or lessee(s) (if applicable), and the Open or Youth exhibitor must be current members of PtHA.
4. All Pintos (horses, ponies, miniatures, Long Ear or utility) eligible to participate in the PtHA Open Division OCAP awards program are eligible for OCAP Pinto of the Year awards.
5. All Youth exhibitors eligible to participate in the PtHA Youth Division OCAP program are eligible for Youth High Point awards.
6. All Amateur exhibitors eligible to participate in the PtHA Amateur Division OCAP program are eligible for Amateur High Point awards.
7. Tentative OCAP Pinto of the Year and Youth High Point placings are posted on the Web site throughout the season.
 - a. It is the responsibility of all persons interested in OCAP Amateur and Youth High Point and OCAP

Pinto of the Year awards to check the tentative results.

- b. Once the annual standings have been published in the *Pinto Horse* online magazine or the PtHA web site, the standings will be considered official.
- c. PtHA reserves the right to correct verifiable errors.

B. Youth Division

1. Youth Division Annual High Point age groups:
 - a. Walk Trot 10 & Under
 - b. Walk Trot 11 - 18
 - c. 13 & under
 - d. 14-18
2. The ten (10) units in each of the four (4) Youth Division age groups earning the highest number of points overall shall constitute the OCAP Youth Overall High Point winners. An appropriate certificate shall be prepared and presented to each Youth, and the OCAP High Point winners will be published in the *Pinto Horse* online magazine.
3. The ten (10) units earning highest number of points in each of the individual Youth Division point-earning events during the year will be recognized as the OCAP Youth High Point winners for each point earning event. An appropriate certificate shall be prepared and presented to each Youth, and the OCAP High Point winners will be published in the *Pinto Horse* online magazine.

C. Open Division

1. The Pinto earning more Open Division points during the year than any other of its peers has earned in a given event will be named OCAP Pinto of the Year in that event. An appropriate certificate shall be prepared and presented to the owner of said Pinto, and the name of the Pinto and owner will be published in the *Pinto Horse* online magazine.
2. Each of the next nine (9) highest point-earning Pintos for that year in each event will be so designated as OCAP Honorable Mention and be published in the *Pinto Horse* magazine.

D. Amateur Division

1. Amateur Division Annual High Point age groups:
 - a. Junior 19-39 years old
 - b. Senior 40-54 years old
 - c. Elite 55 years of age and older
 - d. Walk Trot Amateur 19 & older
2. The ten (10) units in each of the four (4) Amateur Division age groups earning the highest number of points overall shall constitute the OCAP Amateur Overall High Point winners. An appropriate certificate shall be prepared and presented to each Amateur, and the OCAP High Point winners will be published in the *Pinto Horse* online magazine.
3. The ten (10) units earning highest number of points in each of the individual Amateur Division point-earning events during the year will be recognized as the OCAP Amateur High Point winners for each point earning event. An appropriate certificate shall be prepared and presented to each Amateur, and the OCAP High Point winners will be published in the *Pinto Horse* online magazine.

GLOSSARY OF TERMS

Age – Pinto

- **Junior Pinto** – Refers to the age of the equine: 2 years and under in Halter; 5 years and under in performance
- **Senior Pinto** – Refers to age of the equine: 3 years and over in Halter; 6 years and over in performance

Age – Youth Exhibitor

- **Youth Leadline** – Exhibitor age of 8 and younger who meets the requirements of the PTHA Youth program
- **Youth Walk/Trot, 10 & under** – Exhibitor age of 10 and younger who meets the requirements of the PTHA Youth program
- **Youth Walk/Trot, 11 -18** – Exhibitor age of 11 to 18 who meets the requirements of the PTHA Youth program
- **Junior Youth** – Exhibitor age 13 and younger who meets the requirements of the PTHA Youth program
- **Senior Youth** – Exhibitor age 14-18 who meets the requirements of the PTHA Youth program

Age – Amateur Exhibitor

- **Junior Amateur** – Adult exhibitor age 19-39 who meets the requirements of the PTHA Amateur program rules
- **Senior Amateur** – Adult exhibitor age 40-54 who meets the requirements of the PTHA Amateur program rules
- **Elite Amateur** – Adult exhibitor age 55 and older who meets the requirements of the PTHA Amateur program rules

Competitive Unit – An Amateur/Pinto or Youth/Pinto combination or On the Trail participant/Pinto combination or OCAP participant/Pinto combination

Corporate – Corporations, Partnerships, LLCs, LLPs, Trusts and/or creations of law not being natural persons

Exhibitor – The rider, driver or handler of the Pinto in any Open, Amateur or Youth class

Member In Good Standing – PTHA member that has paid requisite membership fee and is not under current suspension from membership with PTHA

Novice – Beginning Youth or Amateur exhibitor who meets the Novice Program requirements

Outcross Papers – Registration papers from any other equine association

Seat – Refers to style of riding/exhibition (hunt seat, saddle seat, stock seat)

Pinto – Any horse, pony, miniature, Utility, Solid Horse or Long Ear registered with the PTHA

Horse

- **Hunter Type** – an English horse generally including Thoroughbred and approved European Warmblood breeding and conformation
- **Pleasure Type** – body type, breeding & carriage most often associated with the Arabian, Andalusian or Morgan
- **Saddle Type** – body type, breeding & carriage most often associated with the Saddlebred, Tennessee Walking Horse, and/or Modern Shetland or Hackney Pony
- **Stock Type** – a western horse of predominantly Quarter Horse or Paint breeding and conformation

Long Ear

- **Donkey** — Any Miniature Donkey, 'B' Miniature Donkey, Small Standard Donkey, Large Standard Donkey or Mammoth Jackstock
- **Mule** — Any Miniature Mule/Hinny, 'B' Miniature Mule/Hinny, Saddle Mule/Hinny or Draft Mule/Hinny.

Utility Horse

- **Gypsy Type** — body type & breeding most often associated with the Gypsy Cob and Gypsy Vanner
- **Draft/Drum Type** — body type & breeding most often associated with the a cross between Gypsy and large or regular draft breeds.

CURRENT PtHA FEE SCHEDULE

Subject to change without notice. All fees must be paid in U.S. funds.

Membership – Definitions of all membership types can be found in Section A2. Memberships effective January 1 through December 31.

- Amateur Card – 19 years or older, must have individual membership
- Novice Card – in addition to required Youth/Amateur membership

Yearly Membership Fees – Duplicate membership card \$5.

	1 Year	3 Year	5 Year
Individual	\$65	\$180	\$300
Corp./Part./Joint	\$65	\$180	\$300
Youth	\$25	N/A	N/A
Youth Walk/Trot**	\$15	N/A	N/A
Amateur Card*	\$15	N/A	N/A
AM Walk/Trot Card**	\$15	N/A	N/A
Novice Card**	\$15	N/A	N/A

*requires individual membership for Amateur

**requires and Youth or Amateur Card for YA or AM Walk/Trot Card or YA or AM Novice Card

YA or AM Walk/Trot Reclassification \$15 (once per year)

Lifetime Membership Fees

Youth Life (through age 18)	\$150
Individual age 19 - 28	\$600
Individual age 29 - 38	\$525
Individual age 39 - 48	\$450
Individual age 49 - 58	\$375
Individual age 59 - 68	\$300
Individual age 69 - 78	\$225
Individual age 79 +	\$150
Transferred from Youth Life	\$450
Corporate/Partnership/Joint	\$600

Registration Fees

- Weanling, within 6 months of foaling and prior to Dec. 31 of foaling year\$30
- Weanling, over 6 months & prior to Dec. 31 of foaling year\$45
- Yearling\$85
- Two-year-old\$95
- Three-year-old and older.....\$105
- Undocumented horse, mare or gelding.....\$135
- Field Representative Registration.....\$135
- Long Ear, yearling & above\$70

Rush Fees – based on business days

- 7 Day Rush – includes priority mail and/or fax return \$50
- 72 Hour Rush – includes priority mail and/or fax return \$75
- 24 Hour Rush – includes overnight and/or fax return..... \$100
- 8 Hour Rush - includes overnight and/or fax return \$150
- Return via overnight for 72 hour & 7 day add to rush fee..... \$30

Time calculated from date work and fees are received by PtHA until date work is mailed from PtHA office. Envelope and application must be marked "Rush."

- At PtHA Show Rush (PWC or CBC) - based on hours and days show office is open. Color copy of the registration certificate will be provided at show, original will be mailed after the show.

7 Day Rush	\$100
72 Hour Rush	\$150
24 Hour Rush	\$200
8 Hour Rush	\$300

Other Services	Member	Non Member
• Fax Service	\$5	\$10
• NSF/Returned check charge	\$50	\$50
• NSF/Declined credit card charge	\$50	\$50
• Protest fee (cash or certified funds only)	\$250	N/A
• Rulebook mailed to member	\$6	
• Miscellaneous Registration Services		
◦ Castration notification	N/C	N/C
◦ Change registered name	\$100	\$200
◦ Color status classification change	\$25	\$50
◦ Duplicate registration certificate	\$25	\$75
◦ Height reclassification	\$25	\$50
◦ Certificate correction	\$25	\$50
◦ Lease filing fee (plus \$25/lessee)	\$75	N/A
◦ Pedigree research (5 generations)	\$40	\$80
◦ Permanent measurement card	\$5	\$10
(pony, miniature, miniature long ear)		
◦ Stallion/Jack breeding report	\$10	\$20
◦ Stallion/Jack breeding report, amended	\$10/mare	\$20/mare
◦ Stallion/Jack breeding report, after 12/31	\$35	\$70
◦ Transfer, within 120 days	\$25	\$90
◦ Transfer, after 120 days	\$45	\$110
◦ Transfer, 3-6 owners, 1 Pinto	\$60	\$125
◦ Type change	\$100	\$200
• Miscellaneous Performance Services		
◦ Duplicate AM/Nov AM or Nov YA card	\$5	N/A
◦ OCAP enrollment per unit	\$35	N/A
◦ ROM/YA Unit/AM Unit point record	\$10	\$20
◦ ROM points research, prior years	\$25/hr	\$50/hr
min. 2 hours, must be pre-paid		
• Show Fees		
◦ Single judge PtHA show approval fee	\$30	N/A
◦ Single judge show per class fee	\$1/class	N/A
◦ Single judge show per Pinto office fee	\$5/Pinto/judge	N/A
◦ Multi-judge show approval fee	\$30/judge	N/A
◦ Multi-judge show per class fee	\$1/class	N/A
◦ Multi-judge show per Pinto, per judge office fee	\$5/Pinto/judge	N/A
◦ Jubilee show approval fee	\$100	N/A
◦ Jubilee show per class fee	\$4/class	N/A
◦ Jubilee show per Pinto office fee	\$8/Pinto	N/A
◦ Futurity show (tracks money earned)	\$25/judge	N/A
◦ Futurity show per class fee	\$1/class	N/A
◦ Futurity show per Pinto office fee	\$5/judge	N/A
◦ Specialty show/event fee	Contact PtHA	
◦ Computer show results reporting	\$0.50	N/A
per judge, per Pinto, PtHA computes results and returns to show secretary		

NOTES:



PINTO HERITAGE FOUNDATION INC.

Preserving the Past

Heritage Museum:

The PHF Heritage Museum houses Pinto memorabilia and artifacts from prior to the incorporation of PtHA in 1956 to the present, including all categories of the Pinto Hall of Fame.

Honoring the Present

• Hall of Fame:

Individual Hall of Fame, established in 1990

Presidents Hall of Fame, established in 1990

Amateur Presidents Hall of Fame, established in 1993

Judges Hall of Fame, established in 2005

Equine Hall of Fame, established in 2006

Miss Pinto of America Hall of Fame, established in 2006

Professional Horsemen & Horsewomen Hall of Fame,
established in 2013

Amateur Master Hall of Fame, established in 2015

Supporting the Future

• Scholarships:

Helping young horsemen and horsewomen achieve success by funding their academic pursuits.

The Pinto Heritage Foundation, Inc. is a tax exempt foundation as defined under the section 501(c)3 of the Internal Revenue code and was created exclusively for charitable, educational, and historical preservation.

If you would like more information about the Pinto Heritage Foundation Inc., donating to the Heritage Museum or establishing a scholarship, please contact Pinto Heritage Foundation at (405) 491-0111